





South Jersey
Transportation
Planning Organization



Federal Fiscal Year (FFY) 2022-2031

Transportation Improvement Program

Executive Summary

782 South Brewster Road, Unit B6 • Vineland, New Jersey 08361

P: (856) 794-1941 • F: (856) 794-2549

www.sjtpo.org

Leonard Desiderio, Chairman • Jennifer Marandino, Executive Director

English

Attention: If you wish to request this publication in another language other than English, or wish to contact SJTPO for our language assistance, please call (856) 794-1941 or email TitleVI@sjtpo.org. Additional charges may apply for reprint of our publications.

Spanish / Español

Atención: Si desea solicitar esta publicación en otro idioma que no sea inglés, o desea comunicarse con SJTPO para recibir asistencia con nuestro idioma, llame al (856) 794-1941 o envíe un correo electrónico a TitleVI@sjtpo.org. Pueden aplicarse cargos adicionales por la reimpresión de nuestras publicaciones.

Chinese / 中文

注意：如果您希望使用英语以外的其他语言来请求本出版物，或者希望与SJTPO联系以获取我们的语言帮助，请致电 (856) 794-1941 或发送电子邮件至 TitleVI@sjtpo.org。重印我们的出版物可能需要支付额外费用。

Vietnamese / Tiếng Việt

Lưu ý: Nếu bạn muốn yêu cầu xuất bản này bằng một ngôn ngữ khác không phải tiếng Anh, hoặc muốn liên hệ với SJTPO để được hỗ trợ ngôn ngữ của chúng tôi, vui lòng gọi (856) 794-1941 hoặc gửi email đến TitleVI@sjtpo.org. Các khoản phí bổ sung có thể áp dụng cho việc tái bản các ấn phẩm của chúng tôi.

Gujarati / ગુજરાતી

ધ્યાન: જો તમે અંગ્રેજી સિવાયની અન્ય કોઈ ભાષામાં આ પ્રકાશનની વિનંતી કરવા માંગતા હો, અથવા અમારી ભાષા સહાય માટે એસજીટીપીઓનો સંપર્ક કરવા માંગતા હો, તો કૃપા કરીને (856) 794-1941 પર કોલ કરો અથવા TitleVI@sjtpo.org પર ઇમેઇલ કરો. અમારા પ્રકાશનોને ફરીથી છાપવા માટે વધારાના શુલ્ક લાગુ થઈ શકે છે.

Other Indic Languages:

Bengali / বাংলা

মনোযোগ দিন: আপনি যদি এই প্রকাশনাকে ইংরেজি ব্যতীত অন্য কোনও ভাষায় অনুরোধ করতে চান বা আমাদের ভাষা সহায়তার জন্য SJTPO র সাথে যোগাযোগ করতে চান, তবে (856) 794-1941 কল করুন বা ইমেল TitleVI@sjtpo.org করুন। আমাদের প্রকাশনা পুনরায় মুদ্রণের জন্য অতিরিক্ত ফি প্রযোজ্য হতে পারে।

Hindi / हिंदी

ध्यान दें: यदि आप अंग्रेजी के अलावा किसी अन्य भाषा में इस प्रकाशन का अनुरोध करना चाहते हैं, या हमारी भाषा सहायता के लिए SJTPO से संपर्क करना चाहते हैं, तो कृपया (856) 794-1941 पर कॉल करें या TitleVI@sjtpo.org पर ईमेल करें। हमारे प्रकाशनों के पुनर्मुद्रण के लिए अतिरिक्त शुल्क लागू हो सकते हैं।

Nepali / नेपाली

ध्यान दिनुहोस्: यदि तपाईं यस प्रकाशनलाई अ other ग्रेजी बाहेक अर्को भाषामा अनुरोध गर्न चाहानुहुन्छ वा SJTPO लाई सम्पर्क गर्न चाहानुहुन्छ भने हाम्रो भाषा सहयोगका लागि (856) 794-1941 या ईमेल TitleVI@sjtpo.org मा कल गर्नुहोस्। थप शुल्कहरू हाम्रा प्रकाशनहरूको पुनः प्रिन्टको लागि लागू हुन सक्छ।

Urdu / اردو

اشاعت اس میں زبان اور کسی علاوہ کے انگریزی آپ اگر: دھیان لئے کے امداد کی زبان ہماری یا، ہیں چاہتے کرنا درخواست کی (856) کرم براہ، تو ہیں چاہتے کرنا رابطہ سے او پی ٹی جے ایس TitleVI@sjtpo.org عنوان یا کریں کال پر 794-1941 کے اشاعت دوبارہ کے اشاعتوں ہماری چارجز اضافی کریں۔ میل ہیں۔ سکتے لگ لئے

Punjabi / ਪੰਜਾਬੀ

ਧਿਆਨ ਦਿਓ: ਜੇ ਤੁਸੀਂ ਇਸ ਪ੍ਰਕਾਸ਼ਨ ਨੂੰ ਅੰਗਰੇਜ਼ੀ ਤੋਂ ਇਲਾਵਾ ਕਿਸੇ ਹੋਰ ਭਾਸ਼ਾ ਵਿਚ ਬੋਲਣੀ ਕਰਨਾ ਚਾਹੁੰਦੇ ਹੋ, ਜਾਂ ਸਾਡੀ ਭਾਸ਼ਾ ਸਹਾਇਤਾ ਲਈ ਐਸ ਜੇ ਟੀ ਪੀ ਓ ਨਾਲ ਸੰਪਰਕ ਕਰਨਾ ਚਾਹੁੰਦੇ ਹੋ, ਤਾਂ ਕ੍ਰਿਪਾ ਕਰਕੇ (856) 794-1941 'ਤੇ ਕਾਲ ਕਰੋ ਜਾਂ ਈਮੇਲ TitleVI@sjtpo.org ਸਾਡੇ ਪ੍ਰਕਾਸ਼ਨ ਦੁਬਾਰਾ ਛਾਪਣ ਲਈ ਵਾਧੂ ਖਰਚੇ ਲਾਗੂ ਹੋ ਸਕਦੇ ਹਨ।

Created using Google Translate; last updated by SJTPO 5/20/2021

Contents

What is the Transportation Improvement Program (TIP)?.....	4
SJTPO & The Role of MPOs	5
Project Funding and Evaluation	6
Impact of the TIP on the SJTPO Region.....	8
Reading the TIP Tables	8
Understanding the TIP Project Sheet.....	11
NJ TRANSIT Projects and Programs	12
NJDOT Statewide Projects and Programs	14
Regional Projects and Programs	21
Acronyms	26

Disclaimer

The preparation of this report has been funded in part by the U.S. Department of Transportation, Federal Transit Administration and Federal Highway Administration. This document is disseminated under the sponsorship of the U.S. Department of Transportation in the interest of information exchange. The United States Government assumes no liability for its contents or its use thereof.

SJTPO fully complies with Title VI of the Civil Rights Act of 1964, the Civil Rights Restoration Act of 1987, Executive Order 72898 on Environmental Justice, and related nondiscrimination mandates in all programs and activities. SJTPO's website, www.sjtpo.org, may be translated into multiple languages. Publications and other public documents can usually be made available in alternative languages and formats, if requested. SJTPO's public meetings are always held in ADA-accessible facilities and held in transit-accessible locations whenever possible. Translation, interpretation, or other auxiliary services can be provided to individuals who submit a request at least seven (7) days prior to a public meeting. Translation and interpretation services for SJTPO's projects, products, and planning processes are available, generally free of charge, by calling (856) 794-1941, or by completing a request form available at www.sjtpo.org/TitleVI. All requests will be accommodated to the greatest extent possible. Any person who believes they have been aggrieved by an unlawful discriminatory practice by SJTPO under Title VI has a right to file a formal complaint. Any such complaint must be in writing and filed with SJTPO's Title VI Compliance Manager and/or the appropriate state or federal agency within 180 days of the alleged discriminatory occurrence. For more information on SJTPO Title VI program or to obtain a Title VI Complaint Form, please visit: www.sjtpo.org/TitleVI, call (856) 794-1941, or email TitleVI@sjtpo.org.

What is the Transportation Improvement Program (TIP)?

The Transportation Improvement Program (TIP) is a federally required document, updated every two years, which details all federal and state funded surface transportation projects and programs over a specified period of time. SJTPO's current TIP is the federal fiscal year (FFY) 2022-2031 TIP, effective from October 1, 2021 through September 30, 2031. Whereas, the TIP includes a list of project and programs for ten (10) years, the first four years (FFY 2022-2025) represent the "Fiscally Constrained TIP," plus six informational years (FFY 2026-2031). Fiscal constraint for the TIP means that it includes sufficient financial information for demonstrating that projects in the TIP can be implemented using committed, available or reasonably available revenue sources, with reasonable assurance that the federally supported transportation system is being adequately operated and maintained. Transportation projects must be included in the TIP to receive most types of federal funding.

Understanding the Years of the TIP

	The Full TIP	Fiscally Constrained Portion	Informational Portion
Effective Dates	October 1, 2021 – September 30, 2031	October 1, 2021 – September 30, 2025	October 1, 2025 – September 30, 2031
Federal Fiscal Years (FFY)	2022 - 2031	2022 - 2025	2026 - 2031
Number of Years	10	4	6

SJTPO's TIP compliments the Statewide Transportation Improvement Program (STIP) for the State of New Jersey, which includes the TIPs from all three Metropolitan Planning Organizations (MPOs) in the state: SJTPO, the Delaware Valley Regional Planning Commission (DVRPC), and the North Jersey Transportation Planning Authority (NJTPA).

The TIP, which SJTPO also refers to as "the list of projects," includes regional highway projects and programs, the New Jersey Department of Transportation (NJDOT) Statewide programs, and the New Jersey Transit (NJ TRANSIT) programs. All projects identified as potential candidates for inclusion in the TIP are screened to verify project scope, status, schedule, and cost. The resulting list of projects included in the TIP are analyzed independently by the participating agencies, then used as the basis for publishing the TIP document.

There are a variety of project types in the TIP including Local Systems Support, Mass Transit Assets, Road Assets, and Congestion Relief, among others. [Figure 1: TIP Project Types](#) displays a breakdown of the types of projects included in the TIP, accounting for projects led by a variety of agencies including NJDOT, NJ TRANSIT, or other county/municipal partners.

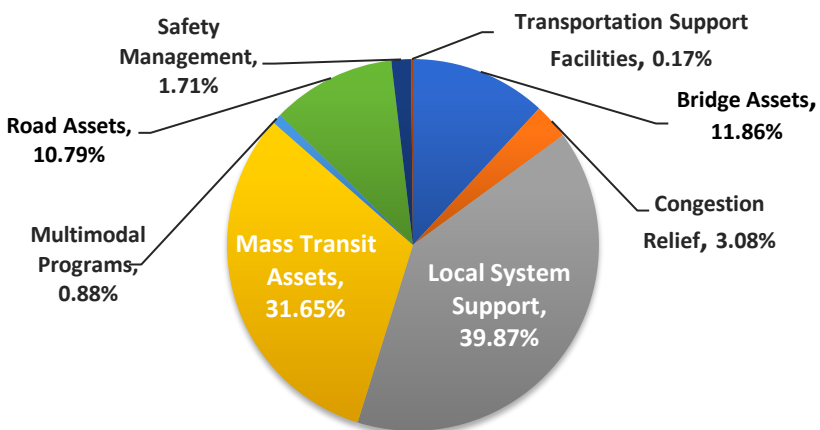
Although a new TIP is developed every two years, the TIP can be updated as needed through the TIP Amendment Process. Once the TIP is adopted by the SJTPO Policy Board, approved by the Governor, and the State TIP is approved by the federal government, there are certain procedures established for making any changes to the TIP. These procedures are outlined in a joint

Memorandum of Understanding (MOU) between the DVRPC, NJTPA, SJTPO, NJ TRANSIT and NJDOT.

Changes to the TIP/STIP fall within two broad categories: either an Amendment or Modification. One goal of the MOU is to simplify the TIP Amendment and Modification process as much as possible. Accordingly, the involved state agency may make certain changes, such as small cost increases, without any action by SJTPO, which is generally a Modification. More significant changes, such as larger cost increases or

adding or deleting a project, are reviewed by SJTPO and the SJTPO Policy Board and are generally classified as an Amendment. These revisions must maintain fiscal constraint, the project selection process, transportation conformity, and appropriate public involvement.

Figure 1: TIP Project Types



SJTPO & The Role of MPOs

SJTPO serves as the MPO for southern New Jersey, consisting of Atlantic, Cape May, Cumberland, and Salem Counties. Under federal law, transportation planning for urbanized areas is carried out through MPOs, which coordinate planning activities of the participating groups. SJTPO serves as a technical resource, provides access to funding, and works to provide a regional approach to address transportation planning and engineering issues.

Under federal law, transportation planning for urbanized areas is carried out through regional MPOs. Through multiple Acts passed since 1990, MPOs are entrusted with an expanded role in transportation planning and capital programming. Generally, passed by Congress and signed by the President, a funding and authorization bill governs federal surface transportation spending in the United States. The legislation provides funding for federal highway, highway safety, transit, and rail programs for a specified period.

In addition to the TIP, the Regional Transportation Plan (RTP) is central to the planning implementation process. In contrast to the TIP, which contains programmed and committed projects for the next ten (10) years, the RTP is SJTPO's main document for long-term planning. It provides a framework for guiding investment decisions over a period of at least 20 years, and includes not only committed projects, including those contained in the TIP, but also longer-term projects, as well as short and long-range strategies, which are actions taken that can lead to

projects. The current RTP, RTP 2050, has a time horizon that extends 30 years, starting with 2020 and going to 2050.

Project Funding and Evaluation

The TIP includes regional highway projects and programs, NJDOT Statewide programs, and NJ TRANSIT programs. Over \$1.3 billion of federal and state funding for FFY 2022-2031 is identified for transportation improvements within the four county SJTPO region. The Federal Highway Administration (FHWA) and the Federal Transit Administration (FTA) are the major funding sources for projects in the TIP. In addition, the State of New Jersey provides funds through appropriations and the Transportation Trust Fund (TTF) that have been used to fund selected projects. Counties, municipalities, private developers, toll road authorities, and transit operators are also potential sources of project funding. Projects are funded under various funding sources, dependent upon the type of work to be completed. Federal law and regulations require that the TIP and STIP be financially constrained for the first four years, meaning “planned federal aid expenditures” cannot exceed “projected revenues.”

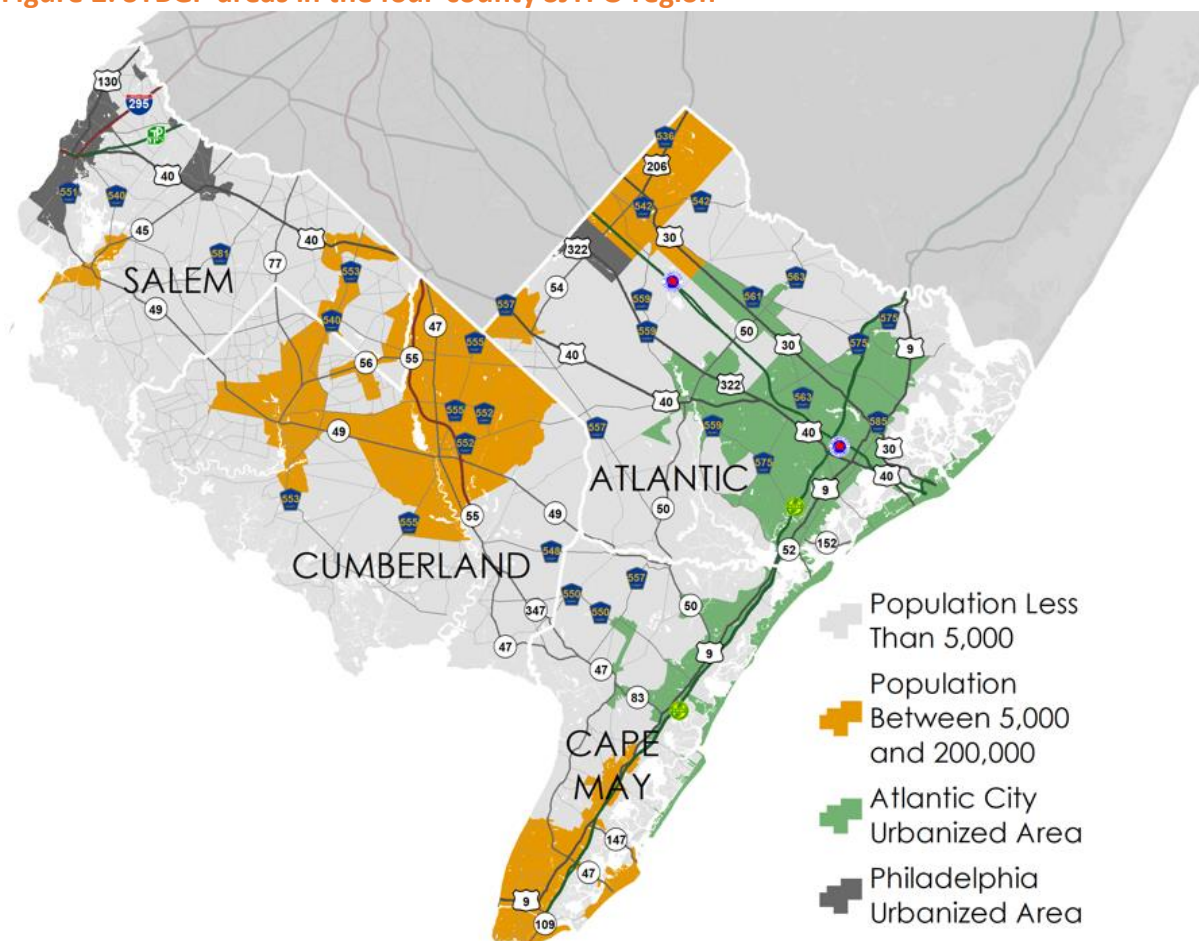
For federally funded projects that are initiated by SJTPO’s county partners, the main source of funding is the Surface Transportation Block Grant Program (STBGP). These projects are often referred to as Local Lead projects since the county serves as the project sponsor and is the responsible agency to move the project through the project delivery process. The STBGP funding may be used on highway, bridge, or transit capital projects, planning and research programs, and a variety of other eligible project types.

STBGP funding is suballocated to areas of New Jersey based on their relative share of the state’s population. The three STBGP funding categories available for use in the SJTPO region are:

- **STBGP-AC:** designated specifically to the Atlantic City Urbanized Area with a population equal or greater than 200,000,
- **STBGP-B5K200K:** areas with a population between 5,000 and 199,999, and
- **STBGP-L5K:** areas with a population less than 5,000.

Figure 2 shows the three categories of STBGP funding received by SJTPO in accordance with the surrounding population area in which these funds are eligible to be spent.

Figure 2: STBGP areas in the four-county SJTPO region



SJTPO has a Project Selection Process and ranking system that is used when needed to evaluate Local Lead projects from a regional perspective. The project ranking system assigns a numeric point value to each potential project based on the degree to which it satisfies the various criteria. For projects, other than Local Lead projects, using other funding sources, the project selection process may differ based on the nature of the funding. Projects that meet certain criteria may qualify for funding from another SJTPO program. These funding sources include the Highway Safety Improvement Program (HSIP)-funded SJTPO Local Safety Program, Congestion Mitigation and Air Quality (CMAQ), Transportation Alternatives Set-Aside (TA Set-Aside), and Safe Routes to School (SRTS).

All projects within the TIP, regardless of funding source of the project sponsor, are reviewed for their effect on air quality, and consequently their degree of conformity to air quality standards established by the U.S. Environmental Protection Agency (US EPA). Transportation conformity is demonstrated when future planned and federally funded highway and transit projects are determined not to cause new air quality violations, worsen existing violations, or delay timely attainment of the National Ambient Air Quality Standards (NAAQS). Conformity findings must also be based on established budgets for “the ozone precursors” pollutants: volatile organic compounds (VOCs) and oxides of nitrogen (NOx). The purpose of the Transportation Conformity

document is to demonstrate conformity of the projects within the RTP and TIP with the 2015 8-hour Ozone NAAQS.

Based upon the conformity analysis, SJTPO has demonstrated that the projects and programs within the FFY 2022-2031 TIP and the current RTP will continue to meet the 2015 8-Hour Ozone Standards and conforms to the State Implementation Plan (SIPs). The Transportation Conformity document is separately approved from the TIP document, but with this approval the Transportation Conformity findings officially becomes part of the approved TIP.

Impact of the TIP on the SJTPO Region

The TIP links the transportation planning process to implementation. Development of the TIP begins one year prior to the expected date of TIP adoption, in close collaboration with the subregional planning partners, state agencies, and the public. When the draft TIP and Transportation Conformity are prepared, SJTPO begins a public involvement process to ensure that individuals, affected agencies, employees, private providers of transportation, and other interested parties have an opportunity to comment on the proposed program. In keeping with federal mandates, SJTPO seeks to actively promote public participation in the planning process. Following adoption, SJTPO continues to collaborate with state and subregional partners to track project status and aid with the federal authorization process.

The TIP and STIP are a valuable reference for implementing agencies such as NJDOT, NJ TRANSIT, and all other parties interested in transportation issues in the state. Hundreds of projects and millions of dollars' worth of funding are put towards improving transportation in the State of New Jersey each year. The TIP can be utilized to learn more about all these projects planned for the coming years, with transparency about the project costs, funding sources, and timelines.

The TIP represents a consensus among MPO members, other transportation interest groups, and the public in the region as to what improvements should have a priority for available funds. When a project is in the approved TIP, it is scheduled for funding; however, it is not assured of implementation. TIP projects may be subject to additional study and analysis or public hearings to justify implementation.

While the TIP represents an estimate of the projects planned for advancement during the program year, there may be a need for project revisions throughout the life of the TIP. Revisions to the TIP requires SJTPO, NJDOT, or NJ TRANSIT to act in modifying or amending the TIP, as outlined in a joint Memorandum of Understanding (MOU) between these agencies.

Reading the TIP Tables

The majority of the TIP document is made up of tables and charts detailing funding resources available in the State and information about each project included in the TIP and subsequent STIP.

[NJDOT and NJ TRANSIT Expenditures and Resources \(Tables 1-5\)](#)

The first five tables list the expenditures and resources for both NJDOT and NJ TRANSIT, with figures shown in millions. Expenditures are any funds that will be spent by the respective agencies, and resources are funds that are available to the State from specific funding categories. Both NJDOT and NJ TRANSIT list their funds, federal and otherwise, for each federal fiscal year included in the TIP. In the current TIP, this includes FFY 2022 through FFY 2031.

[Metropolitan Planning Organization \(MPO\) and Statewide Programs Distributions \(Tables 6-10\)](#)

The next five tables in the TIP detail how funds are distributed from the State, NJDOT, and NJ TRANSIT to each of the three New Jersey MPOs with figures shown in millions. Of the total amount of funds distributed to SJTPO, just over \$12 million is programmed by SJTPO from STBGP sources each year, and an additional \$3.9 million from two (2) competitive funding sources, CMAQ and the Highway Safety Improvement Program (HSIP). Table 10 shows the Distributions of Funds for Statewide Programs.

[NJDOT Multi-year Project Funding \(Tables 11-12\)](#)

These two (2) tables list funds, with figures shown in millions, programmed for NJDOT multi-year funded federal projects and NJDOT multi-year funded State projects. These projects are long-term, multi-year projects at either the federal or State level. Each table details funds programmed for each available project over the TIP FFY years and any prior FFY years.

[Regional Highway, NJDOT, and NJ TRANSIT Projects and Programs \(Sections 2, 3, and 4\)](#)

The TIP project tables are broken up by State organization -- Regional Highway, NJDOT, and NJ TRANSIT. Within each organization's section, the format and layout of the tables remains the same.

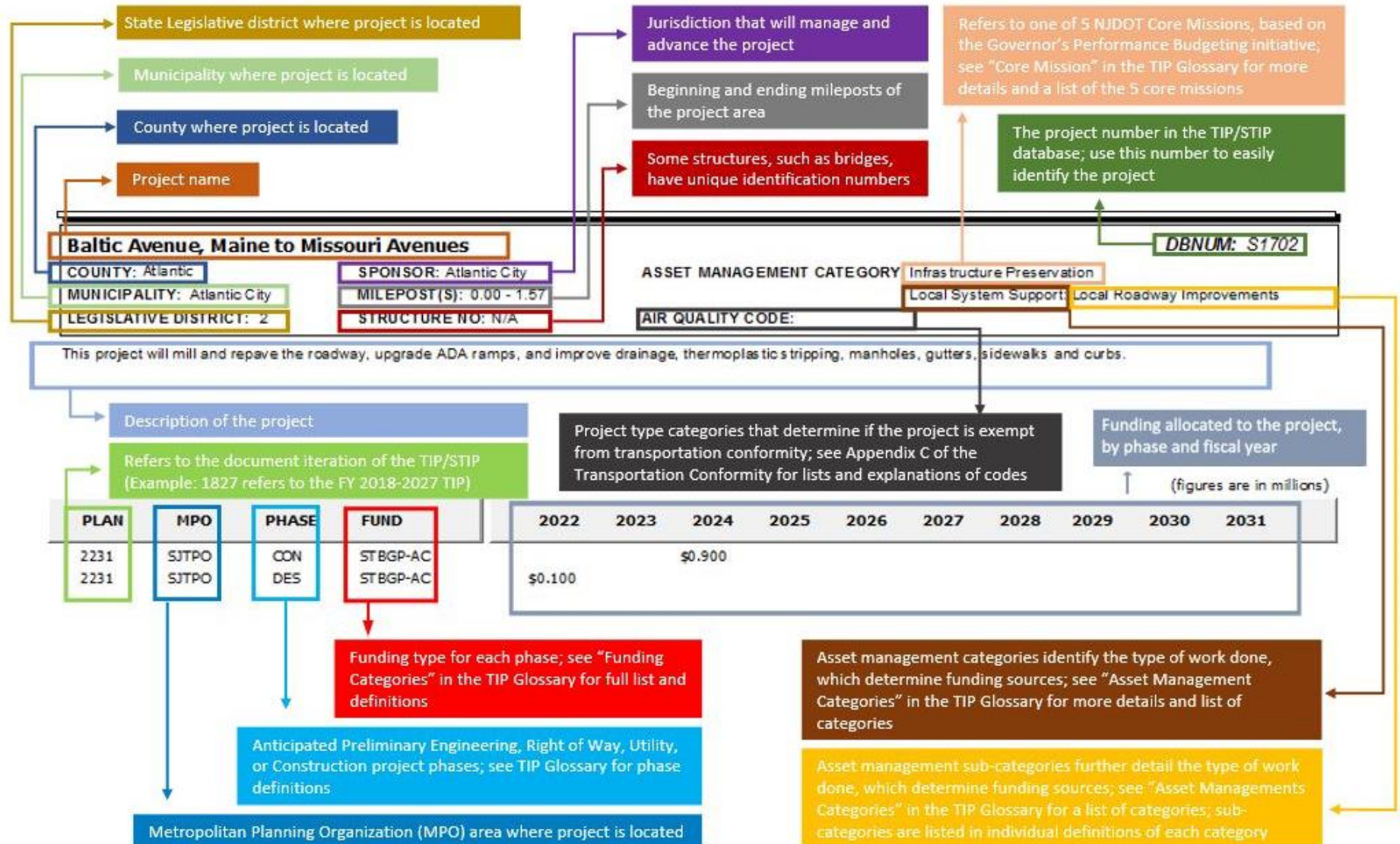
The first table in each section lists the projects in the TIP, alphabetically by name. Across the project row are details on the sponsor of the project, where it is located, what MPO it falls under, the phase it is in (as of TIP publication), the funding source, and funding amounts for year FFY 2022-2031.

Following the summary table are TIP Project Sheets with further details about each project, listed individually. This includes more information not provided in the summary table, including a project description, asset management category, air quality code, phase cost breakdowns, and any notes on the project.

The Regional Highway Projects/Programs section includes projects or programs which are specifically within the SJTPO region, including those sponsored by NJDOT, counties within the SJTPO region (Locally Lead), as well as programs sponsored by NJDOT, noting Local Lead as the project sponsor. The NJDOT Statewide Projects/Programs section includes various projects or programs funded Statewide, with the funding listed in the TIP allocated specifically to the SJTPO region. As the name implies, the NJ TRANSIT Projects/Programs section includes all projects or programs led by NJ TRANSIT, with the funding listed specifically allocated to the SJTPO region.

The graphic on the following page can also be used as a guide for reading and understanding these TIP Project Sheets.

Understanding the TIP Project Sheet



NJ TRANSIT Projects and Programs

DBNUM	Project Name	SPONSOR	MUNICIPALITY	COUNTY	MPO	PHASE	FUND	2022	2023	2024	2025	2026	2027	2028	2029	2030	2031
T143	ADA--Platforms/Stations	NJ TRANSIT	Various	Various	SJTPO	ERC	STATE	\$ 0.070	\$ 0.070	\$ 0.070	\$ 0.070	\$ 0.070	\$ 0.070	\$ 0.070	\$ 0.070	\$ 0.070	\$ 0.070
T05	Bridge and Tunnel Rehabilitation	NJ TRANSIT	Various	Various	SJTPO	ERC	STATE	\$ 0.278	\$ 0.206	\$ 0.206	\$ 0.206	\$ 0.206	\$ 0.206	\$ 0.206	\$ 0.206	\$ 0.206	\$ 0.206
T111	Bus Acquisition Program	NJ TRANSIT	Various	Various	SJTPO	CAP	STATE	\$ 7.058	\$ 12.262	\$ 10.990	\$ 10.990	\$ 10.990	\$ 10.990	\$ 11.710	\$ 11.710	\$ 11.710	\$ 11.710
T06	Bus Passenger Facilities/Park and Ride	NJ TRANSIT	Various	Various	SJTPO	ERC	STATE	\$ 0.056	\$ 0.056	\$ 0.056	\$ 0.056	\$ 0.056	\$ 0.056	\$ 0.056	\$ 0.056	\$ 0.056	\$ 0.056
T08	Bus Support Facilities and Equipment	NJ TRANSIT	Various	Various	SJTPO	ERC	SECT 5339		\$ 0.035	\$ 0.035	\$ 0.035	\$ 0.035	\$ 0.035	\$ 0.035	\$ 0.035	\$ 0.035	\$ 0.035
						ERC	STATE	\$ 0.509	\$ 0.513	\$ 0.513	\$ 0.547	\$ 0.387	\$ 0.387	\$ 0.387	\$ 0.387	\$ 0.387	\$ 0.387
T68	Capital Program Implementation	NJ TRANSIT	Various	Various	SJTPO	ERC	STATE	\$ 1.584	\$ 1.616	\$ 1.503	\$ 1.503	\$ 1.503	\$ 1.503	\$ 1.503	\$ 1.503	\$ 1.503	\$ 1.503
T515	Casino Revenue Fund	NJ TRANSIT	Various	Various	SJTPO	CAP	CASINO REVENUE	\$ 1.584	\$ 1.584	\$ 1.584	\$ 1.584	\$ 1.584	\$ 1.584	\$ 1.584	\$ 1.584	\$ 1.584	\$ 1.584
T170	Cumberland County Bus Program	NJ TRANSIT	Various	Cumberland	SJTPO	CAP	SECT 5307	\$ 1.020	\$ 1.020	\$ 1.020	\$ 1.020	\$ 1.020	\$ 1.020	\$ 1.020	\$ 1.020	\$ 1.020	\$ 1.020
T16	Environmental Compliance	NJ TRANSIT	Various	Various	SJTPO	ERC	STATE	\$ 0.210	\$ 0.210	\$ 0.210	\$ 0.210	\$ 0.210	\$ 0.210	\$ 0.210	\$ 0.210	\$ 0.210	\$ 0.210
T43	High Speed Track Program	NJ TRANSIT	Various	Various	SJTPO	ERC	STATE	\$ 0.012	\$ 0.032	\$ 0.032	\$ 0.032	\$ 0.032	\$ 0.032	\$ 0.032	\$ 0.032	\$ 0.032	\$ 0.032
T20	Immediate Action Program	NJ TRANSIT	Various	Various	SJTPO	ERC	STATE	\$ 0.592	\$ 0.792	\$ 0.725	\$ 0.592	\$ 0.592	\$ 0.592	\$ 0.592	\$ 0.802	\$ 0.802	\$ 0.802
T53E	Locomotive Overhaul	NJ TRANSIT	Various	Various	SJTPO	CAP	STATE	\$ 0.063	\$ 0.063	\$ 0.063	\$ 0.063	\$ 0.063	\$ 0.063	\$ 0.063	\$ 0.063	\$ 0.063	\$ 0.063
T122	Miscellaneous	NJ TRANSIT	Various	Various	SJTPO	ERC	STATE	\$ 0.035	\$ 0.035	\$ 0.035	\$ 0.035	\$ 0.035	\$ 0.035	\$ 0.035	\$ 0.035	\$ 0.035	\$ 0.035
T55	Other Rail Station/Terminal Improvements	NJ TRANSIT	Various	Various	SJTPO	ERC	STATE	\$ 1.665	\$ 0.386	\$ 0.411	\$ 0.411	\$ 0.362	\$ 0.362	\$ 0.362	\$ 0.362	\$ 0.362	\$ 0.362
T121	Physical Plant	NJ TRANSIT	Various	Various	SJTPO	ERC	STATE	\$ 0.146	\$ 0.284	\$ 0.275	\$ 0.346	\$ 0.168	\$ 0.168	\$ 0.168	\$ 0.168	\$ 0.168	\$ 0.168
T135	Preventive Maintenance-Bus	NJ TRANSIT	Various	Various	SJTPO	CAP	SECT 5307	\$ 7.888	\$ 7.888	\$ 10.068	\$ 10.068	\$ 10.068	\$ 10.068	\$ 10.068	\$ 10.068	\$ 10.068	\$ 10.068
T39	Preventive Maintenance-Rail	NJ TRANSIT	Various	Various	SJTPO	CAP	SECT 5307	\$ 1.282	\$ 1.419	\$ 1.178	\$ 1.312	\$ 1.312	\$ 1.312	\$ 1.312	\$ 1.312	\$ 1.312	\$ 1.312
						CAP	SECT 5337	\$ 2.057	\$ 1.921	\$ 1.776	\$ 1.642	\$ 1.642	\$ 1.642	\$ 1.642	\$ 1.642	\$ 1.642	\$ 1.642
T106	Private Carrier Equipment Program	NJ TRANSIT	Various	Various	SJTPO	CAP	STATE	\$ 0.210	\$ 0.210	\$ 0.210	\$ 0.210	\$ 0.210	\$ 0.210	\$ 0.210	\$ 0.210	\$ 0.210	\$ 0.210
T34	Rail Capital Maintenance	NJ TRANSIT	Various	Various	SJTPO	CAP	STATE		\$ 1.225	\$ 1.225	\$ 1.225	\$ 1.225	\$ 1.225	\$ 1.225	\$ 1.225	\$ 1.225	\$ 1.225
T112	Rail Rolling Stock Procurement	NJ TRANSIT	Various	Various	SJTPO	CAP	CMAQ				\$ 0.794	\$ 0.930	\$ 0.930	\$ 0.930	\$ 0.930	\$ 0.930	\$ 0.930
						CAP	SECT 5307	\$ 0.238	\$ 0.038	\$ 0.015	\$ 0.197	\$ 0.305	\$ 0.305	\$ 0.305	\$ 0.305	\$ 0.305	\$ 0.305
						CAP	SECT 5337	\$ 0.373	\$ 0.510	\$ 0.655	\$ 0.789	\$ 0.789	\$ 0.789	\$ 0.789	\$ 0.789	\$ 0.789	\$ 0.789
						CAP	STATE	\$ 2.610	\$ 1.118	\$ 1.879	\$ 1.750	\$ 1.966	\$ 1.966	\$ 1.066	\$ 0.941	\$ 0.941	\$ 0.941
T37	Rail Support Facilities and Equipment	NJ TRANSIT	Various	Various	SJTPO	ERC	STATE	\$ 0.072	\$ 0.118	\$ 0.118	\$ 0.118	\$ 0.118	\$ 0.118	\$ 0.118	\$ 0.118	\$ 0.118	\$ 0.118
T509	Safety Improvement Program	NJ TRANSIT	Various	Various	SJTPO	ERC	STATE	\$ 0.040	\$ 0.012	\$ 0.012	\$ 0.012	\$ 0.012	\$ 0.012	\$ 0.012	\$ 0.012	\$ 0.012	\$ 0.012
T150	Section 5310 Program	NJ TRANSIT	Various	Various	SJTPO	CAP	SECT 5310	\$ 0.541	\$ 0.541	\$ 0.541	\$ 0.541	\$ 0.541	\$ 0.541	\$ 0.541	\$ 0.541	\$ 0.541	\$ 0.541
						CAP	STATE	\$ 0.123	\$ 0.123	\$ 0.123	\$ 0.123	\$ 0.123	\$ 0.123	\$ 0.123	\$ 0.123	\$ 0.123	\$ 0.123
T151	Section 5311 Program	NJ TRANSIT	Various	Various	SJTPO	CAP	MATCH	\$ 0.133	\$ 0.133	\$ 0.133	\$ 0.133	\$ 0.133	\$ 0.133	\$ 0.133	\$ 0.133	\$ 0.133	\$ 0.133
						CAP	SECT 5311	\$ 0.281	\$ 0.281	\$ 0.281	\$ 0.281	\$ 0.281	\$ 0.281	\$ 0.281	\$ 0.281	\$ 0.281	\$ 0.281
						CAP	STATE	\$ 0.007	\$ 0.007	\$ 0.007	\$ 0.007	\$ 0.007	\$ 0.007	\$ 0.007	\$ 0.007	\$ 0.007	\$ 0.007
T508	Security Improvements	NJ TRANSIT	Various	Various	SJTPO	SWI	STATE	\$ 0.267	\$ 0.218	\$ 0.218	\$ 0.218	\$ 0.218	\$ 0.218	\$ 0.218	\$ 0.218	\$ 0.218	\$ 0.218
T50	Signals and Communications/Electric Traction Systems	NJ TRANSIT	Various	Various	SJTPO	ERC	STATE	\$ 0.437	\$ 0.136	\$ 0.136	\$ 0.136	\$ 0.136	\$ 0.136	\$ 0.136	\$ 0.136	\$ 0.136	\$ 0.136
T120	Small/Special Services Program	NJ TRANSIT	Various	Various	SJTPO	EC	STATE	\$ 0.096	\$ 0.096	\$ 0.096	\$ 0.096	\$ 0.096	\$ 0.096	\$ 0.096	\$ 0.096	\$ 0.096	\$ 0.096
T88	Study and Development	NJ TRANSIT	Various	Various	SJTPO	PLS	STATE	\$ 0.471	\$ 0.532	\$ 0.321	\$ 0.321	\$ 0.321	\$ 0.321	\$ 0.321	\$ 0.321	\$ 0.321	\$ 0.321

South Jersey Transportation Planning Organization

T500	Technology Improvements	NJ TRANSIT	Various	Various	SJTPO	EC	ECT	SECT 5307	\$ 0.287									
						EC		STATE	\$ 1.949	\$ 0.942	\$ 0.654	\$ 0.654	\$ 0.654	\$ 0.654	\$ 0.654	\$ 0.654	\$ 0.654	\$ 0.654
T42	Track Program	NJ TRANSIT	Various	Various	SJTPO	ERC		STATE	\$ 0.223	\$ 0.223	\$ 0.223	\$ 0.223	\$ 0.223	\$ 0.223	\$ 0.223	\$ 0.223	\$ 0.223	\$ 0.223
						ERC		SECT 5307			\$ 0.057	\$ 1.099	\$ 1.099	\$ 0.268	\$ 0.268	\$ 0.268	\$ 0.268	\$ 0.268
T210	Transit Enhancements/Transp Altern Prog (TAP)/Altern Transit Improv (ATI)	NJ TRANSIT	Various	Various	SJTPO	ERC		SECT 5339	\$ 1.456	\$ 1.456	\$ 1.456	\$ 1.456	\$ 1.456	\$ 1.456	\$ 1.456	\$ 1.456	\$ 1.456	\$ 1.456
						ERC		STATE		\$ 5.949	\$ 5.492	\$ 3.917	\$ 4.527	\$ 5.917	\$ 6.341	\$ 10.985	\$ 9.536	\$ 9.536
						ERC		STP-TE	\$ 0.070	\$ 0.070	\$ 0.070	\$ 0.070	\$ 0.070	\$ 0.070	\$ 0.070	\$ 0.070	\$ 0.070	\$ 0.070
T300	Transit Rail Initiatives	NJ TRANSIT	Various	Various	SJTPO	ERC		STATE	\$ 0.158	\$ 0.970	\$ 1.789	\$ 1.789	\$ 1.789	\$ 1.789	\$ 1.789	\$ 1.789	\$ 3.238	\$ 3.238

NJDOT Statewide Projects and Programs

DBNUM	Project Name	SPONSOR	MUNICIPALITY	COUNTY	MPO	PHASE	FUND	2022	2023	2024	2025	2026	2027	2028	2029	2030	2031
X12	Acquisition of Right of Way	NJDOT	Various	Various	Statewide	ROW	STATE	\$ 0.500	\$ 0.500	\$ 0.500	\$ 0.500	\$ 0.500	\$ 0.500	\$ 0.500	\$ 0.500	\$ 0.500	\$ 0.500
11344	ADA Curb Ramp Implementation	NJDOT	Various	Various	Statewide	ERC	STATE	\$ 2.000	\$ 2.000	\$ 1.000	\$ 2.000	\$ 2.000	\$ 2.000	\$ 2.000	\$ 2.000	\$ 2.000	\$ 2.000
						ERC	STBGP -FLEX	\$ 1.000	\$ 1.000	\$ 1.000	\$ 1.000	\$ 1.000	\$ 1.000	\$ 1.000	\$ 1.000	\$ 1.000	\$ 1.000
19315	Aeronautics UAS Program	NJDOT	Various	Various	Statewide	ERC	STATE	\$ 0.500	\$ 0.500	\$ 0.500	\$ 0.500	\$ 0.500	\$ 0.500	\$ 0.500	\$ 0.500	\$ 0.500	\$ 0.500
08415	Airport Improvement Program	NJDOT	Various	Various	Statewide	ERC	STATE	\$ 4.000	\$ 4.000	\$ 1.000	\$ 4.000	\$ 4.000	\$ 4.000	\$ 4.000	\$ 4.000	\$ 4.000	\$ 4.000
01335	Betterments, Dams	NJDOT	Various	Various	Statewide	EC	STATE	\$ 0.300	\$ 0.100		\$ 0.100	\$ 0.100	\$ 0.100	\$ 0.100	\$ 0.100	\$ 0.100	\$ 0.100
X72B	Betterments, Roadway Preservation	NJDOT	Various	Various	Statewide	EC	STATE	\$ 17.786	\$ 18.227	\$ 5.000	\$ 18.000	\$ 18.000	\$ 18.000	\$ 18.000	\$ 18.000	\$ 18.000	\$ 18.000
X72C	Betterments, Safety	NJDOT	Various	Various	Statewide	EC	STATE	\$ 14.229	\$ 14.581	\$ 5.000	\$ 14.000	\$ 14.000	\$ 14.000	\$ 14.000	\$ 14.000	\$ 14.000	\$ 14.000
X185	Bicycle & Pedestrian Facilities/Accommodations	NJDOT	Various	Various	Statewide	ERC	CMAQ	\$ 1.450	\$ 1.500	\$ 1.657	\$ 1.465	\$ 1.701	\$ 1.450	\$ 1.523	\$ 1.450	\$ 0.647	\$ 2.374
						ERC	STATE	\$ 1.000	\$ 1.000	\$ 1.000	\$ 1.000	\$ 1.000	\$ 1.000	\$ 1.000	\$ 1.000	\$ 1.000	\$ 1.000
						ERC	TA-FLEX	\$ 1.500	\$ 1.500	\$ 1.500	\$ 1.500	\$ 1.500	\$ 1.500	\$ 1.500	\$ 1.500	\$ 1.500	\$ 1.500
X07F	Bridge and Structure Inspection, Miscellaneous	NJDOT	Various	Various	Statewide	EC	STATE	\$ 0.450	\$ 0.400	\$ 0.400	\$ 0.400	\$ 0.400	\$ 0.400	\$ 0.400	\$ 0.400	\$ 0.400	\$ 0.400
03304	Bridge Deck/Structure Replacement Program	NJDOT	Various	Various	Statewide	ERC	NHPP	\$ 6.335	\$ 4.406	\$ 3.147	\$ 3.858	\$ 24.000	\$ 24.000	\$ 24.000	\$ 29.350	\$ 24.574	\$ 23.720
						ERC	STBGP -OS-BRDG	\$ 1.000	\$ 0.852	\$ 0.903	\$ 5.000	\$ 5.544	\$ 5.497	\$ 5.497	\$ 5.497	\$ 5.497	\$ 5.497
98315	Bridge Emergency Repair	NJDOT	Various	Various	Statewide	EC	STATE	\$ 80.000	\$ 77.464	\$ 15.600	\$ 5.000	\$ 75.000	\$ 75.000	\$ 75.000	\$ 75.000	\$ 75.000	\$ 75.000
X07A	Bridge Inspection	NJDOT	Various	Various	Statewide	EC	NHPP	\$ 11.900	\$ 10.456	\$ 10.364	\$ 11.477	\$ 11.900	\$ 11.900	\$ 11.900	\$ 11.900	\$ 11.900	\$ 11.900
						EC	STBGP -FLEX	\$ 7.680	\$ 6.748	\$ 6.689	\$ 7.407	\$ 7.680	\$ 7.680	\$ 7.680	\$ 7.680	\$ 7.680	\$ 7.680
						EC	STBGP -OS-BRDG	\$ 2.000	\$ 2.000	\$ 2.000	\$ 2.000	\$ 2.000	\$ 2.000	\$ 2.000	\$ 2.000	\$ 2.000	\$ 2.000
17341	Bridge Inspection Program, Minor Bridges	NJDOT	Statewide	Various	Statewide	EC	STATE	\$ 7.826	\$ 6.288	\$ 5.000	\$ 6.000	\$ 6.000	\$ 6.000	\$ 6.000	\$ 6.000	\$ 6.000	\$ 6.000
14404	Bridge Maintenance and Repair, Movable Bridges	NJDOT	Various	Various	Statewide	EC	STATE	\$ 25.346	\$ 25.973	\$ 5.000	\$ 25.000	\$ 25.000	\$ 25.000	\$ 25.000	\$ 25.000	\$ 25.000	\$ 25.000
17357	Bridge Maintenance Fender Replacement	NJDOT	Various	Various	Statewide	ERC	NHPP	\$ 10.300	\$ 4.262	\$ 4.517	\$ 13.503	\$ 14.000	\$ 14.000	\$ 14.000	\$ 14.000	\$ 14.000	\$ 14.000
						ERC	STBGP -FLEX	\$ 3.119	\$ 1.705	\$ 1.807	\$ 3.858	\$ 4.000	\$ 4.000	\$ 4.000	\$ 4.000	\$ 4.000	\$ 4.000

South Jersey Transportation Planning Organization

17358	Bridge Maintenance Scour Countermeasures	NJDOT	Various	Various	Statewide	ERC	NHPP	\$ 5.000	\$ 4.393	\$ 4.355	\$ 4.822	\$ 5.000	\$ 5.000	\$ 5.000	\$ 5.000	\$ 5.000	\$ 5.000
						ERC	STBGP -FLEX	\$ 4.000	\$ 3.515	\$ 3.484	\$ 3.858	\$ 4.000	\$ 4.000	\$ 4.000	\$ 4.000	\$ 4.000	\$ 4.000
X70	Bridge Management System	NJDOT	Various	Various	Statewide	EC	STBGP -FLEX	\$ 1.250	\$ 1.098	\$ 1.089	\$ 1.206	\$ 1.250	\$ 1.250	\$ 1.250	\$ 1.250	\$ 1.250	\$ 1.250
13323	Bridge Preventive Maintenance	NJDOT	Various	Various	Statewide	EC	NHPP	\$ 24.000	\$ 18.724	\$ 19.669	\$ 24.112	\$ 25.000	\$ 25.000	\$ 25.000	\$ 25.000	\$ 25.000	\$ 25.000
						EC	STATE	\$ 35.573	\$ 36.454	\$ 5.000	\$ 36.000	\$ 36.000	\$ 36.000	\$ 36.000	\$ 36.000	\$ 36.000	\$ 36.000
						EC	STBGP -FLEX	\$ 9.953	\$ 7.489	\$ 7.868	\$ 9.645	\$ 10.000	\$ 10.000	\$ 10.000	\$ 10.000	\$ 10.000	\$ 10.000
08381	Bridge Replacement, Future Projects	NJDOT	Various	Various	Statewide	ERC	NHPP	\$ 1.000	\$ 2.000	\$ 2.000	\$ 20.000	\$ 75.000	\$ 75.000	\$ 50.000	\$ 37.835	\$ 25.000	\$ 25.000
						ERC	STATE	\$ 5.695	\$ 7.200	\$ 7.000	\$ 24.222	\$ 24.181	\$ 29.955	\$ 30.000	\$ 30.000	\$ 30.000	\$ 30.000
98316	Bridge Scour Countermeasures	NJDOT	Various	Various	Statewide	ERC	STATE	\$ 0.200	\$ 0.200	\$ 0.200	\$ 0.200	\$ 0.200	\$ 0.200	\$ 0.200	\$ 0.200	\$ 0.200	\$ 0.200
02379	Congestion Relief, Intelligent Transportation System Improvements (Smart Move Program)	NJDOT	Various	Various	Statewide	ERC	STATE	\$ 3.000	\$ 3.000	\$ 1.000	\$ 3.000	\$ 3.000	\$ 3.000	\$ 3.000	\$ 3.000	\$ 3.000	\$ 3.000
X180	Construction Inspection	NJDOT	Various	Various	Statewide	EC	STATE	\$ 13.000	\$ 13.000	\$ 5.000	\$ 13.000	\$ 13.000	\$ 13.000	\$ 13.000	\$ 13.000	\$ 13.000	\$ 13.000
05304	Construction Program IT System (TRNS.PORT)	NJDOT	Various	Various	Statewide	EC	STATE	\$ 2.300	\$ 2.400	\$ 1.000	\$ 2.000	\$ 2.000	\$ 2.000	\$ 2.000	\$ 2.000	\$ 2.000	\$ 2.000
09316	Culvert Replacement Program	NJDOT	Various	Various	Statewide	ERC	STATE	\$ 4.000	\$ 4.000	\$ 1.000	\$ 4.000	\$ 4.000	\$ 4.000	\$ 4.000	\$ 4.000	\$ 4.000	\$ 4.000
						ERC	STBGP -FLEX	\$ 1.000	\$ 1.000	\$ 1.742	\$ 1.929	\$ 2.000	\$ 2.000	\$ 2.000	\$ 2.000	\$ 2.000	\$ 2.000
X142	DBE Supportive Services Program	NJDOT	Various	Various	Statewide	EC	STBGP -FLEX	\$ 0.500	\$ 0.500	\$ 0.500	\$ 0.500	\$ 0.500	\$ 0.500	\$ 0.500	\$ 0.500	\$ 0.500	\$ 0.500
15322	Delaware & Raritan Canal Bridges	NJDOT	Various	Mercer	Statewide	ERC	DEMO -R	\$ 0.019									
						ERC	STBGP -FLEX	\$ 0.757	\$ 1.707	\$ 1.808	\$ 2.000	\$ 2.000					
						ERC	STBGP -OS-BRDG	\$ 7.000	\$ 5.967	\$ 6.323	\$ 7.000	\$ 7.000					
X106	Design, Emerging Projects	NJDOT	Various	Various	Statewide	DES	STATE	\$ 20.000	\$ 17.000	\$ 5.000	\$ 17.000	\$ 17.000	\$ 17.000	\$ 17.000	\$ 17.000	\$ 17.000	\$ 17.000
						DES	STBGP -FLEX	\$ 1.000	\$ 1.000	\$ 1.000	\$ 1.000	\$ 1.000	\$ 1.000	\$ 1.000	\$ 1.000	\$ 1.000	\$ 1.000
05342	Design, Geotechnical Engineering Tasks	NJDOT	Various	Various	Statewide	DES	STATE	\$ 0.500	\$ 0.500		\$ 0.500	\$ 0.500	\$ 0.500	\$ 0.500	\$ 0.500	\$ 0.500	\$ 0.500
X197	Disadvantaged Business Enterprise	NJDOT	Various	Various	Statewide	EC	STBGP -FLEX	\$ 0.100	\$ 0.100	\$ 0.100	\$ 0.100	\$ 0.100	\$ 0.100	\$ 0.100	\$ 0.100	\$ 0.100	\$ 0.100
X154D	Drainage Rehabilitation & Improvements	NJDOT	Various	Various	Statewide	EC	STBGP -FLEX	\$ 13.016	\$ 11.234	\$ 11.802	\$ 14.467	\$ 15.000	\$ 15.000	\$ 15.000	\$ 15.000	\$ 15.000	\$ 15.000

South Jersey Transportation Planning Organization

X154	Drainage Rehabilitation and Maintenance, State	NJDOT	Various	Various	Statewide	EC	STATE	\$ 24.500	\$ 36.454	\$ 5.000	\$ 36.000	\$ 36.000	\$ 36.000	\$ 36.000	\$ 36.000	\$ 36.000	\$ 36.000
X241	Electrical Facilities	NJDOT	Various	Various	Statewide	EC	STATE	\$ 6.225	\$ 6.379	\$ 5.000	\$ 6.000	\$ 6.000	\$ 6.000	\$ 6.000	\$ 6.000	\$ 6.000	\$ 6.000
04324	Electrical Load Center Replacement, Statewide	NJDOT	Various	Various	Statewide	ERC	STATE	\$ 4.998	\$ 5.122	\$ 5.000	\$ 5.000	\$ 5.000	\$ 5.000	\$ 5.000	\$ 5.000	\$ 5.000	\$ 5.000
17360	Emergency Management and Transportation Security Support	NJDOT	Various	Various	Statewide	ERC	STATE	\$ 1.500	\$ 1.500	\$ 1.000	\$ 1.500	\$ 1.500	\$ 1.500	\$ 1.500	\$ 1.500	\$ 1.500	\$ 1.500
X75	Environmental Investigations	NJDOT	Various	Various	Statewide	EC	STATE	\$ 7.500	\$ 7.500	\$ 5.000	\$ 7.500	\$ 7.500	\$ 7.500	\$ 7.500	\$ 7.500	\$ 7.500	\$ 7.500
03309	Environmental Project Support	NJDOT	Various	Various	Statewide	ERC	STATE	\$ 1.200	\$ 1.200	\$ 1.100	\$ 1.000	\$ 1.000	\$ 1.000	\$ 1.000	\$ 1.000	\$ 1.000	\$ 1.000
X15	Equipment (Vehicles, Construction, Safety)	NJDOT	Various	Various	Statewide	EC	STATE	\$ 22.233	\$ 22.784	\$ 5.000	\$ 22.000	\$ 22.000	\$ 22.000	\$ 22.000	\$ 22.000	\$ 22.000	\$ 22.000
X15A	Equipment, Snow and Ice Removal	NJDOT	Various	Various	Statewide	EC	STATE	\$ 7.115	\$ 7.291	\$ 5.000	\$ 7.000	\$ 7.000	\$ 7.000	\$ 7.000	\$ 7.000	\$ 7.000	\$ 7.000
00377	Ferry Program	NJDOT	Various	Various	Statewide	ERC	FBP	\$ 4.000	\$ 4.000	\$ 4.000	\$ 4.000	\$ 4.000	\$ 4.000	\$ 4.000	\$ 4.000	\$ 4.000	\$ 4.000
X201	Guiderail Upgrade	NJDOT	Various	Various	Statewide	ERC	NHPP	\$ 24.000	\$ 24.000	\$ 24.000	\$ 34.000	\$ 34.000	\$ 34.000	\$ 44.000	\$ 44.000	\$ 44.000	\$ 44.000
						ERC	STATE	\$ 1.000	\$ 1.000	\$ 1.000	\$ 1.000	\$ 1.000	\$ 1.000	\$ 1.000	\$ 1.000	\$ 1.000	\$ 1.000
						ERC	NHPP	\$ 1.000	\$ 1.000	\$ 1.000	\$ 1.000	\$ 1.000	\$ 1.000	\$ 1.000	\$ 1.000	\$ 1.000	\$ 1.000
97008	High-Mast Light Poles	NJDOT	Various	Various	Statewide	ERC	STBGP -FLEX	\$ 1.000	\$ 1.000	\$ 1.000	\$ 1.000	\$ 1.000	\$ 1.000	\$ 1.000	\$ 1.000	\$ 1.000	\$ 1.000
						ERC	STBGP -FLEX	\$ 1.000	\$ 1.000	\$ 1.000	\$ 1.000	\$ 1.000	\$ 1.000	\$ 1.000	\$ 1.000	\$ 1.000	\$ 1.000
09388	Highway Safety Improvement Program Planning	NJDOT	Various	Various	Statewide	PLS	HSIP	\$ 4.000	\$ 3.515	\$ 3.484	\$ 3.858	\$ 4.000	\$ 4.000	\$ 4.000	\$ 4.000	\$ 4.000	\$ 4.000
15343	Intelligent Traffic Signal Systems	NJDOT	Various	Various	Statewide	ERC	CMAQ	\$ 8.677	\$ 11.234	\$ 11.802	\$ 14.467	\$ 15.000	\$ 15.000	\$ 15.000	\$ 15.000	\$ 15.000	\$ 15.000
13304	Intelligent Transportation System Resource Center	NJDOT	Various	Various	Statewide	EC	STBGP -FLEX	\$ 3.500	\$ 3.500	\$ 3.500	\$ 3.500	\$ 3.500	\$ 3.500	\$ 3.500	\$ 3.500	\$ 3.500	\$ 3.500
X151	Interstate Service Facilities	NJDOT	Various	Various	Statewide	EC	STATE	\$ 1.580	\$ 8.141	\$ 0.640	\$ 0.691	\$ 0.732	\$ 0.776	\$ 0.823	\$ 0.872	\$ 0.925	\$ 0.980
13305	Job Order Contracting Infrastructure Repairs, Statewide	NJDOT	Various	Various	Statewide	EC	STATE	\$ 26.680	\$ 27.340		\$ 25.000	\$ 25.000	\$ 25.000	\$ 25.000	\$ 25.000	\$ 25.000	\$ 25.000
						EC	STBGP -FLEX	\$ 10.000	\$ 8.787	\$ 8.710	\$ 9.645	\$ 10.000	\$ 10.000	\$ 10.000	\$ 10.000	\$ 10.000	\$ 10.000
X137	Legal Costs for Right of Way Condemnation	NJDOT	Various	Various	Statewide	EC	STATE	\$ 1.600	\$ 1.600	\$ 1.600	\$ 1.500	\$ 1.500	\$ 1.500	\$ 1.500	\$ 1.500	\$ 1.500	\$ 1.500
06327	Local Aid Grant Management System	NJDOT	Various	Various	Statewide	EC	STATE	\$ 0.200	\$ 0.200	\$ 0.100	\$ 0.200	\$ 0.200	\$ 0.200	\$ 0.200	\$ 0.200	\$ 0.200	\$ 0.200
X186	Local Aid, Infrastructure Fund	Local Lead	Various	Various	Statewide	ERC	STATE	\$ 7.500	\$ 7.500	\$ 7.500	\$ 7.500	\$ 7.500	\$ 7.500	\$ 7.500	\$ 7.500	\$ 7.500	\$ 7.500

South Jersey Transportation Planning Organization

X186B	Local Aid, State Transportation Infrastructure Bank	Local Lead	Various	Various	Statewide	ERC	STATE	\$ 22.600	\$ 22.600	\$ 22.600	\$ 20.500	\$ 20.500	\$ 20.500	\$ 20.500	\$ 20.500	\$ 20.500	\$ 20.500
08387	Local Bridges, Future Needs	NJDOT	Various	Various	Statewide	ERC	STATE	\$ 47.300	\$ 47.300	\$ 47.300	\$ 44.000	\$ 44.000	\$ 44.000	\$ 44.000	\$ 44.000	\$ 44.000	\$ 44.000
17390	Local Freight Impact Fund	NJDOT	Various	Various	Statewide	ERC	STATE	\$ 30.100	\$ 30.100	\$ 30.100	\$ 30.100	\$ 30.100	\$ 28.000	\$ 28.000	\$ 28.000	\$ 28.000	\$ 28.000
X98Z	Local Municipal Aid, Urban Aid	Local Lead	Various	Various	Statewide	ERC	STATE	\$ 10.000	\$ 10.000	\$ 10.000	\$ 10.000	\$ 10.000	\$ 10.000	\$ 10.000	\$ 10.000	\$ 10.000	\$ 10.000
X196	Maintenance & Fleet Management System	NJDOT	Various	Various	Statewide	EC	STATE	\$ 3.000	\$ 3.000	\$ 1.000	\$ 3.000	\$ 3.000	\$ 3.000	\$ 3.000	\$ 3.000	\$ 3.000	\$ 3.000
01309	Maritime Transportation System	NJDOT	Various	Various	Statewide	EC	STATE	\$ 20.000	\$ 15.000	\$ 5.000	\$ 15.000	\$ 15.000	\$ 15.000	\$ 15.000	\$ 15.000	\$ 15.000	\$ 15.000
07332	Minority and Women Workforce Training Set Aside	NJDOT	Various	Various	Statewide	EC	STATE	\$ 1.500	\$ 1.500	\$ 1.500	\$ 1.500	\$ 1.500	\$ 1.500	\$ 1.500	\$ 1.500	\$ 1.500	
13306	Mobility and Systems Engineering Program	NJDOT	Various	Various	Statewide	EC	NHPP	\$ 5.008	\$ 5.114	\$ 5.420	\$ 6.000	\$ 6.000	\$ 6.000	\$ 6.000	\$ 6.000	\$ 6.000	\$ 6.000
						EC	STATE	\$ 2.500	\$ 2.500	\$ 1.500	\$ 2.000	\$ 2.000	\$ 2.000	\$ 2.000	\$ 2.000	\$ 2.000	\$ 2.000
						EC	STBGP -FLEX	\$ 1.500	\$ 1.123	\$ 1.180	\$ 1.447	\$ 1.500	\$ 1.500	\$ 1.500	\$ 1.500	\$ 1.500	\$ 1.500
X233	Motor Vehicle Crash Record Processing	NJDOT	Various	Various	Statewide	EC	HSIP	\$ 2.500	\$ 2.197	\$ 2.177	\$ 2.411	\$ 2.500	\$ 2.500	\$ 2.500	\$ 2.500	\$ 2.500	\$ 2.500
X34	New Jersey Rail Freight Assistance Program	NJDOT	Various	Various	Statewide	EC	STATE	\$ 25.000	\$ 25.000	\$ 5.000	\$ 25.000	\$ 25.000	\$ 25.000	\$ 25.000	\$ 25.000	\$ 25.000	\$ 25.000
X200C	New Jersey Scenic Byways Program	NJDOT	Various	Various	Statewide	ERC	TA-FLEX	\$ 0.500	\$ 0.500	\$ 0.500	\$ 0.500	\$ 0.500	\$ 0.500	\$ 0.500	\$ 0.500	\$ 0.500	\$ 0.500
99372	Orphan Bridge Reconstruction	NJDOT	Various	Various	Statewide	EC	STATE	\$ 4.000	\$ 4.000	\$ 1.000	\$ 3.000	\$ 3.000	\$ 3.000	\$ 3.000	\$ 3.000	\$ 3.000	\$ 3.000
X28B	Park and Ride/Transportation Demand Management Program	NJDOT	Various	Various	Statewide	EC	STATE	\$ 1.000	\$ 1.000	\$ 1.000	\$ 1.000	\$ 1.000	\$ 1.000	\$ 1.000	\$ 1.000	\$ 1.000	\$ 1.000
X29	Physical Plant	NJDOT	Various	Various	Statewide	ERC	STATE	\$ 22.223	\$ 22.784	\$ 5.000	\$ 22.000	\$ 22.000	\$ 22.000	\$ 22.000	\$ 22.000	\$ 22.000	\$ 22.000
X30	Planning and Research, Federal-Aid	NJDOT	Various	Various	Statewide	PLS	LTAP	\$ 0.150	\$ 0.150	\$ 0.150	\$ 0.150	\$ 0.150	\$ 0.150	\$ 0.150	\$ 0.150	\$ 0.150	\$ 0.150
						PLS	SPR	\$ 21.983	\$ 22.321	\$ 22.665	\$ 23.014	\$ 23.368	\$ 23.727	\$ 24.092	\$ 24.463	\$ 24.839	\$ 25.222
						PLS	STBGP -FLEX	\$ 12.000	\$ 12.000	\$ 12.000	\$ 12.000	\$ 12.000	\$ 19.541	\$ 19.604	\$ 19.667	\$ 19.667	\$ 19.667
X140	Planning and Research, State	NJDOT	Various	Various	Statewide	PLS	STATE	\$ 1.000	\$ 1.000	\$ 1.000	\$ 1.000	\$ 1.000	\$ 1.000	\$ 1.000	\$ 1.000	\$ 1.000	\$ 1.000
X135	Pre-Apprenticeship Training Program for Minorities and Women	NJDOT	Various	Various	Statewide	EC	STBGP -FLEX	\$ 0.500	\$ 0.500	\$ 0.500	\$ 0.500	\$ 0.500	\$ 0.500	\$ 0.500	\$ 0.500	\$ 0.500	\$ 0.500
X10	Program Implementation Costs, NJDOT	NJDOT	Various	Various	Statewide	EC	STATE	\$ 108.240	\$ 110.410	\$ 16.000	\$ 107.688	\$ 107.999	\$ 108.474	\$ 108.474	\$ 108.474	\$ 108.474	\$ 108.474

South Jersey Transportation Planning Organization

10344	Project Development: Concept Development and Preliminary Engineering	NJDOT	Various	Various	Statewide	CD	STATE	\$ 4.447	\$ 4.557	\$ 4.000	\$ 4.000	\$ 4.000	\$ 4.000	\$ 4.000	\$ 4.000	\$ 4.000	\$ 4.000
05341	Project Management & Reporting System (PMRS)	NJDOT	Various	Various	Statewide	DES	STATE	\$ 1.500	\$ 1.130		\$ 1.000	\$ 1.000	\$ 1.000	\$ 1.000	\$ 1.000	\$ 1.000	\$ 1.000
17337	Project Management Improvement Initiative Support	NJDOT	Various	Various	Statewide	DES	STATE	\$ 3.000	\$ 3.000		\$ 3.000	\$ 3.000					
X35A1	Rail-Highway Grade Crossing Program, Federal	NJDOT	Various	Various	Statewide	EC	RHC-FLEX	\$ 3.999									
X35A	Rail-Highway Grade Crossing Program, State	NJDOT	Various	Various	Statewide	CON	STATE	\$ 2.900	\$ 5.000	\$ 5.000	\$ 5.000	\$ 5.000	\$ 5.000	\$ 5.000	\$ 5.000	\$ 5.000	\$ 5.000
99409	Recreational Trails Program	NJDEP	Various	Various	Statewide	ERC	TA-RTP	\$ 1.227	\$ 1.227	\$ 1.227	\$ 1.227	\$ 1.227	\$ 1.227	\$ 1.227	\$ 1.227	\$ 1.227	\$ 1.227
X144	Regional Action Program	NJDOT	Various	Various	Statewide	EC	CRRSA A-FLEX	\$ 5.000									
						EC	STATE	\$ 2.000	\$ 2.000	\$ 1.000	\$ 2.000	\$ 2.000	\$ 2.000	\$ 2.000	\$ 2.000	\$ 2.000	\$ 2.000
X03A	Restriping Program & Line Reflectivity Management System	NJDOT	Various	Various	Statewide	EC	STBGP-FLEX	\$ 14.751	\$ 12.732	\$ 13.375	\$ 16.396	\$ 17.000	\$ 17.000	\$ 17.000	\$ 17.000	\$ 17.000	\$ 17.000
X03E	Resurfacing Program	NJDOT	Various	Various	Statewide	EC	STATE	\$ 88.932	\$ 91.134	\$ 16.000	\$ 90.000	\$ 90.000	\$ 90.000	\$ 90.000	\$ 90.000	\$ 90.000	\$ 90.000
99327A	Resurfacing, Federal	NJDOT	Various	Various	Statewide	ERC	CRRSA A-FLEX	\$ 3.000									
						ERC	NHPP	\$ 1.000	\$ 1.000	\$ 1.000	\$ 10.000	\$ 50.000	\$ 50.000	\$ 25.000	\$ 10.000	\$ 19.950	\$ 10.000
05339	Right of Way Database/Document Management System	NJDOT	Various	Various	Statewide	EC	STATE	\$ 0.500	\$ 0.300	\$ 0.300	\$ 0.300	\$ 0.300	\$ 0.300	\$ 0.300	\$ 0.300	\$ 0.300	\$ 0.300
05340	Right of Way Full-Service Consultant Term Agreements	NJDOT	Various	Various	Statewide	ROW	STATE	\$ 0.050	\$ 0.050	\$ 0.050	\$ 0.050	\$ 0.050	\$ 0.050	\$ 0.050	\$ 0.050	\$ 0.050	\$ 0.050
						ROW	STBGP-FLEX	\$ 0.300	\$ 0.300	\$ 0.300	\$ 0.300	\$ 0.300	\$ 0.300	\$ 0.300	\$ 0.300	\$ 0.300	\$ 0.300
X152	Rockfall Mitigation	NJDOT	Various	Various	Statewide	ERC	NHPP		\$ 4.888			\$ 1.121			\$ 10.000	\$ 25.000	\$ 25.000
99358	Safe Routes to School Program	Local Lead	Various	Various	Statewide	ERC	TA-FLEX	\$ 5.587	\$ 5.587	\$ 5.587	\$ 5.587	\$ 5.587	\$ 5.587	\$ 5.587	\$ 5.587	\$ 5.587	\$ 5.587
06402	Safe Streets to Transit Program	NJDOT	Various	Various	Statewide	EC	STATE	\$ 1.000	\$ 1.000	\$ 1.000	\$ 1.000	\$ 1.000	\$ 1.000	\$ 1.000	\$ 1.000	\$ 1.000	\$ 1.000
19370	Safety Programs	NJDOT	Various	Various	Statewide	ERC	HSIP	\$ 13.309	\$ 12.302	\$ 12.193	\$ 10.503	\$ 13.781	\$ 14.000	\$ 14.000	\$ 14.000	\$ 14.000	\$ 14.000
						ERC	STATE	\$ 0.250	\$ 0.250	\$ 0.250	\$ 0.250	\$ 0.250	\$ 0.250	\$ 0.250	\$ 0.250	\$ 0.250	\$ 0.250
13307	Salt Storage Facilities - Statewide	NJDOT	Various	Various	Statewide	ERC	STATE	\$ 3.000	\$ 3.000	\$ 1.000	\$ 3.000	\$ 3.000	\$ 3.000	\$ 3.000	\$ 3.000	\$ 3.000	\$ 3.000

South Jersey Transportation Planning Organization

X239	Sign Structure Inspection Program	NJDOT	Various	Various	Statewide	EC	STATE	\$ 2.100	\$ 2.100		\$ 2.000	\$ 2.000	\$ 2.000	\$ 2.000	\$ 2.000	\$ 2.000	\$ 2.000
X239A	Sign Structure Rehabilitation/Replacement Program	NJDOT	Various	Various	Statewide	ERC	STBGP-FLEX	\$ 1.000	\$ 1.000	\$ 1.000	\$ 1.000	\$ 1.000	\$ 1.000	\$ 1.000	\$ 1.000	\$ 1.000	\$ 1.000
15335	Sign Structure Replacement Contract 2016-3	NJDOT	Various	Various	Statewide	CON	NHPP		\$ 9.500								
X39	Signs Program, Statewide	NJDOT	Various	Various	Statewide	EC	STATE	\$ 3.470	\$ 3.470	\$ 1.340	\$ 3.000	\$ 3.000	\$ 3.000	\$ 3.000	\$ 3.000	\$ 3.000	\$ 3.000
19600	Smart and Connect Corridors Program	NJDOT	Various	Various	Statewide	CON	STATE	\$ 4.000	\$ 4.000		\$ 3.000	\$ 3.000	\$ 3.000	\$ 3.000	\$ 3.000	\$ 3.000	\$ 3.000
X160	Solid and Hazardous Waste Cleanup, Reduction and Disposal	NJDOT	Various	Various	Statewide	EC	STATE	\$ 2.330	\$ 2.330	\$ 1.000	\$ 2.330	\$ 2.330	\$ 2.330	\$ 2.330	\$ 1.330	\$ 1.330	\$ 1.330
X10A	Staff Augmentation	NJDOT	Various	Various	Statewide	EC	STATE	\$ 10.500	\$ 10.500								
X150	State Police Enforcement and Safety Services	NJDOT	Various	Various	Statewide	EC	STATE	\$ 7.000	\$ 7.000	\$ 5.000	\$ 7.000	\$ 7.000	\$ 7.000	\$ 7.000	\$ 7.000	\$ 7.000	\$ 7.000
13308	Statewide Traffic Operations and Support Program	NJDOT	Various	Various	Statewide	EC	NHPP	\$ 18.000	\$ 15.816	\$ 15.677	\$ 17.360	\$ 18.000	\$ 18.000	\$ 18.000	\$ 18.000	\$ 18.000	\$ 18.000
17353	Storm Water Asset Management	NJDOT	Various	Various	Statewide	ERC	STBGP-FLEX	\$ 2.000	\$ 3.515	\$ 3.484	\$ 3.858	\$ 4.000	\$ 4.000	\$ 4.000	\$ 4.000	\$ 4.000	\$ 4.000
14300	Title VI and Nondiscrimination Supporting Activities	NJDOT	Various	Various	Statewide	EC	STATE	\$ 0.175	\$ 0.175	\$ 0.180	\$ 0.175	\$ 0.175	\$ 0.175	\$ 0.175	\$ 0.175	\$ 0.175	\$ 0.175
X66	Traffic Monitoring Systems	NJDOT	Various	Various	Statewide	EC	NHPP			\$ 1.742							
						PLS	NHPP	\$ 12.000	\$ 10.544	\$ 10.452	\$ 11.574	\$ 12.000	\$ 12.000	\$ 12.000	\$ 12.000	\$ 12.000	\$ 12.000
						EC	STATE	\$ 1.490	\$ 1.490	\$ 1.490	\$ 1.490	\$ 1.490	\$ 1.490	\$ 1.490	\$ 1.490	\$ 1.490	\$ 1.490
X47	Traffic Signal Replacement	NJDOT	Various	Various	Statewide	EC	STATE	\$ 8.893	\$ 9.113	\$ 5.000	\$ 9.000	\$ 9.000	\$ 9.000	\$ 9.000	\$ 9.000	\$ 9.000	\$ 9.000
X244	Training and Employee Development	NJDOT	Various	Various	Statewide	EC	STBGP-FLEX	\$ 2.000	\$ 1.757	\$ 1.742	\$ 1.929	\$ 2.000	\$ 2.000	\$ 2.000	\$ 2.000	\$ 2.000	\$ 2.000
01316	Transit Village Program	NJDOT	Various	Various	Statewide	EC	STATE	\$ 1.000	\$ 1.000	\$ 1.000	\$ 1.000	\$ 1.000	\$ 1.000	\$ 1.000	\$ 1.000	\$ 1.000	\$ 1.000
X107	Transportation Alternatives Program	NJDOT	Various	Various	Statewide	ERC	TA-B5K20 OK	\$ 0.393	\$ 0.393	\$ 0.393	\$ 0.393	\$ 0.393	\$ 0.393	\$ 0.393	\$ 0.393	\$ 0.393	\$ 0.393
						ERC	TA-FLEX	\$ 1.026	\$ 1.026	\$ 1.026	\$ 1.026	\$ 1.026	\$ 1.026	\$ 1.026	\$ 1.026	\$ 1.026	\$ 1.026
						ERC	TA-L5K	\$ 0.481	\$ 0.481	\$ 0.481	\$ 0.481	\$ 0.481	\$ 0.481	\$ 0.481	\$ 0.481	\$ 0.481	\$ 0.481
X126	Transportation Research Technology	NJDOT	Various	Various	Statewide	EC	STATE	\$ 1.100	\$ 1.200	\$ 1.700	\$ 1.200	\$ 1.200	\$ 1.200	\$ 1.200	\$ 1.200	\$ 1.200	\$ 1.200

South Jersey Transportation Planning Organization

X11	Unanticipated Design, Right of Way and Construction Expenses, State	NJDOT	Various	Various	Statewide	ERC	STATE	\$ 36.473	\$ 30.000	\$ 7.550	\$ 45.000	\$ 45.000	\$ 45.000	\$ 44.908	\$ 45.859	\$ 45.806	\$ 47.251
15344	Utility Pole Mitigation	NJDOT	Various	Various	Statewide	EC	HSIP	\$ 0.175	\$ 0.175	\$ 0.175	\$ 0.175	\$ 0.175	\$ 0.175	\$ 0.175	\$ 0.175	\$ 0.175	\$ 0.175
X182	Utility Reconnaissance and Relocation	NJDOT	Various	Various	Statewide	EC	STATE	\$ 2.500	\$ 2.500	\$ 1.250	\$ 2.500	\$ 2.500	\$ 2.500	\$ 2.500	\$ 2.500	\$ 2.500	\$ 2.500
X199	Youth Employment and TRAC Programs	NJDOT	Various	Various	Statewide	EC	STBGP -FLEX	\$ 0.350	\$ 0.350	\$ 0.350	\$ 0.350	\$ 0.350	\$ 0.350	\$ 0.350	\$ 0.350	\$ 0.350	\$ 0.350

Regional Projects and Programs

DBNUM	Project Name	SPONSOR	MUNICIPALITY	COUNTY	MPO	PHASE	FUND	2022	2023	2024	2025	2026	2027	2028	2029	2030	2031
15420A	ADA South, Contract 1 with ROW	NJDOT	Galloway Twp	Atlantic	SJTPO	CON	NHPP	\$ 3.382									
16322	ADA South, Contract 5	NJDOT	Galloway Twp	Atlantic	SJTPO	ROW	STATE	\$ 0.050									
						CON	STBGP-FLEX	\$ 1.998									
S1913	Atlantic Avenue, Albany to Tennessee Avenues	Atlantic City	Atlantic City	Atlantic	SJTPO	CON	HWIZ905-AC	\$ 1.003									
						CON	HWIZ910-AC	\$ 0.308									
						CON	HWIZ919-AC	\$ 0.251									
						CON	STBGP-AC	\$ 1.000									
S1702	Baltic Avenue, Maine to Missouri Avenues	Atlantic City	Atlantic City	Atlantic	SJTPO	CON	STBGP-AC			\$ 0.900							
					SJTPO	DES	STBGP-AC	\$ 0.100									
S9911	Beach Avenue (CR 604), Second Avenue to Wilmington Avenue	Cape May County	Cape May City	Cape May	SJTPO	CON	STBGP-B5K200K	\$ 1.785									
03304	Bridge Deck/Superstructure Replacement Program	NJDOT	Various	Various	SJTPO	ERC	NHPP	\$ 1.000	\$ 0.852	\$ 0.903	\$ 1.000	\$ 6.312	\$ 8.322	\$ 6.312	\$ 5.100	\$ 5.100	\$ 5.100
S1912	Brigantine Avenue (CR 638), 2nd Street South to Terminus	Atlantic County	Brigantine City	Atlantic	SJTPO	CON	STBGP-AC		\$ 1.950								
S1911	Brigantine Avenue (CR 638), 29th Street South to 2nd Street South	Atlantic County	Brigantine City	Atlantic	SJTPO	CON	STBGP-AC	\$ 2.820									
S2102	California Avenue (CR 663)	Atlantic County	Absecon City	Atlantic	SJTPO	CON	STBGP-AC			\$ 1.500							
S2111	Commissioners Pike (CR 581)	Salem County	Alloway Twp	Salem	SJTPO	CON	STBGP-L5K						\$ 1.500				
						DES	STBGP-L5K				\$ 0.150						
S1403	Cumberland County Federal Road Program	Cumberland County	Various	Cumberland	SJTPO	CON	STBGP-B5K200K	\$ 2.200	\$ 2.800	\$ 2.300	\$ 2.300						
S2103	Deurer Street (CR 561)	Atlantic County	Galloway Twp	Atlantic	SJTPO	CON	STBGP-AC				\$ 2.500						
S2106	East Mill Creek Road (CR 670/US 347), Phase I	Cape May County	Dennis Twp	Cape May	SJTPO	CON	STBGP-L5K			\$ 1.000							

South Jersey Transportation Planning Organization

S2107	East Mill Creek Road (CR 670/US 347), Phase II	Cape May County	Dennis Twp	Cape May	SJTPO	CON	STBGP-L5K				\$ 1.500						
S1903	Griffith Street/Grant Street (CR 657)	Salem County	Salem City	Salem	SJTPO	CON	STBGP-B5K200 K			\$ 0.750							
						DES	STBGP-B5K200 K	\$ 0.100									
S1713	Landis Avenue Phase VI, Route 55 to Mill Road	Vineland City	Vineland City	Cumberland	SJTPO	CON	STBGP-B5K200 K	\$ 1.300									
10347	Local Aid Consultant Services	NJDOT	Various	Various	SJTPO	EC	STBGP-B5K200 K					\$ 0.100		\$ 0.100	\$ 0.100		
X065	Local CMAQ Initiatives	Local Lead	Various	Various	SJTPO	EC	CMAQ	\$ 1.900	\$ 1.670	\$ 1.655	\$ 1.833	\$ 1.900	\$ 1.900	\$ 1.900	\$ 1.900	\$ 1.900	\$ 1.900
06326	Local Concept Development Support	NJDOT	Various	Various	SJTPO	PLS	STBGP-B5K200 K					\$ 0.275	\$ 0.275	\$ 0.275	\$ 0.275	\$ 0.275	\$ 0.275
X41A1	Local County Aid, SJTPO	Local Lead	Various	Various	SJTPO	ERC	STATE	\$ 23.092	\$ 23.092	\$ 23.080	\$ 21.620	\$ 21.620	\$ 21.620	\$ 21.620	\$ 21.620	\$ 21.620	\$ 21.620
X98A1	Local Municipal Aid, SJTPO	Local Lead	Various	Various	SJTPO	ERC	STATE	\$ 13.613	\$ 13.558	\$ 13.560	\$ 12.550	\$ 12.550	\$ 12.550	\$ 12.550	\$ 12.550	\$ 12.550	\$ 12.550
04314	Local Safety/ High Risk Rural Roads Program	Local Lead	Various	Various	SJTPO	ERC	HSIP	\$ 2.000	\$ 1.757	\$ 1.742	\$ 1.929	\$ 2.000	\$ 2.000	\$ 2.000	\$ 2.000	\$ 2.000	\$ 2.000
S2101	Martin Luther King Jr. Boulevard (Mediterranean Avenue to Route 30)	Atlantic City	Atlantic City	Atlantic	SJTPO	CON	STBGP-AC				\$ 1.700						
						DES	STBGP-AC		\$ 0.100								
X30A	Metropolitan Planning	MPO	Various	Various	SJTPO	PLS	PL	\$ 1.069	\$ 1.069	\$ 1.069	\$ 1.069	\$ 1.069	\$ 1.069	\$ 1.069	\$ 1.069	\$ 1.069	\$ 1.069
						PLS	PL-FTA	\$ 0.462	\$ 0.462	\$ 0.462	\$ 0.462	\$ 0.462	\$ 0.462	\$ 0.462	\$ 0.462	\$ 0.462	\$ 0.462
						PLS	STBGP-AC	\$ 0.265		\$ 0.265		\$ 0.265		\$ 0.265		\$ 0.265	
						PLS	STBGP-L5K		\$ 0.265		\$ 0.265		\$ 0.265		\$ 0.265		\$ 0.265
S1714	Mill Road, Landis Avenue to CR 540 (Almond Road)	Vineland City	Vineland City	Cumberland	SJTPO	CON	STBGP-B5K200 K		\$ 1.400								
S2113	Ohio Avenue	Atlantic City	Atlantic City	Atlantic	SJTPO	CON	STBGP-AC					\$ 0.630					
						DES	STBGP-AC				\$ 0.100						
S2105	Ohio Avenue (CR 630)	Atlantic County	Absecon City	Atlantic	SJTPO	CON	STBGP-AC			\$ 1.000							
S1716	Park Avenue, NW Boulevard to West Avenue	Vineland City	Vineland City	Cumberland	SJTPO	CON	STBGP-B5K200 K				\$ 1.150						

South Jersey Transportation Planning Organization

S1902	Park Avenue/Quigley Avenue (CR 540)	Vineland City	Vineland City	Cumberland	SJTPO	CON	STBGP-B5K200K			\$ 2.050							
						ERC	STBGP-FLEX	\$ 1.000	\$ 0.852	\$ 0.903	\$ 1.000	\$ 1.000	\$ 1.000	\$ 1.000	\$ 1.000	\$ 1.000	\$ 1.000
S2112	Quaker Neck Road (CR 657) Phase II	Salem County	Salem City	Salem	SJTPO	CON	STBGP-L5K					\$ 1.500					
						DES	STBGP-L5K			\$ 0.150							
X35A1	Rail-Highway Grade Crossing Program, Federal	NJDOT	Various	Various	SJTPO	EC	RHC	\$ 0.278	\$ 0.280	\$ 0.281	\$ 0.282	\$ 0.283	\$ 0.285	\$ 0.286	\$ 0.287	\$ 0.288	\$ 0.290
99327A	Resurfacing, Federal	NJDOT	Various	Various	SJTPO	ERC	NHPP					\$ 15.000	\$ 15.000	\$ 5.000	\$ 2.177	\$ 5.000	\$ 2.000
15397	Route 9, Atkinson Avenue to Bayview Drive	NJDOT	Somers Point City	Atlantic	SJTPO	CON	STBGP-FLEX			\$ 7.500							
15400	Route 9, Wrights Lane to Harbor Road	NJDOT	Upper Twp	Cape May	SJTPO	CON	DEMO-R	\$ 3.275									
						CON	NHPP	\$ 6.025									
14428	Route 30, Bridge over Duck Thorofare	NJDOT	Atlantic City	Atlantic	SJTPO	CON	NHPP						\$ 14.430				
						DES	NHPP	\$ 2.200									
						ROW	STATE		\$ 0.500								
16350	Route 30, Bridge over Newfound Thorofare	NJDOT	Atlantic City	Atlantic	SJTPO	CON	NHPP				\$ 28.600						
15382	Route 30, CR 542 (Sea Grove Ave/Central Ave) to Weymouth Rd (CR 640)	NJDOT	Hammonton Town	Atlantic	SJTPO	CON	NHPP	\$ 3.500									
08371	Route 40, Atlantic County, Drainage	NJDOT	Egg Harbor Twp	Atlantic	SJTPO	CON	STBGP-FLEX			\$ 27.585							
17303	Route 47, Bridge over Dennis Creek	NJDOT	Dennis Twp	Cape May	SJTPO	CON	NHPP					\$ 6.500					
						ROW	NHPP	\$ 0.300									
16346	Route 47, Bridge over Menantico Creek	NJDOT	Maurice River Twp	Cumberland	SJTPO	CON	NHPP						\$ 15.916				
						ROW	STATE	\$ 0.300									
15314	Route 49, Bridge over Maurice River	NJDOT	Millville City	Cumberland	SJTPO	CON	NHPP		\$ 11.898								
17329	Route 50, Bridge over Cedar Swamp Creek	NJDOT	Upper Twp	Cape May	SJTPO	ROW	STATE	\$ 0.400									
						CON	STBGP-OS-BRDG			\$ 25.583							
18311	Route 9, Garden State Parkway to CR 559 (Mays Landing Road)	NJDOT	Somers Point City	Atlantic	SJTPO	CON	DEMO-R		\$ 0.822								
						CON	NHPP		\$ 2.178	\$ 3.000							

South Jersey Transportation Planning Organization

15448	Route 322, Bridge over Great Egg Harbor River	NJDOT	Hamilton Twp	Atlantic	SJTPO	CON	STBGP-OS-BRDG				\$ 5.860						
						ROW	STBGP-OS-BRDG		\$ 0.250								
S2108	Seashore Road Phase 1 Resurfacing (CR 626) from Breakwater Road (CR 613) to U.S. Route 47	Cape May County	Middle Twp	Cape May	SJTPO	CON	STBGP-B5K200 K			\$ 1.350							
S2109	Seashore Road Phase 2 Resurfacing (CR 626) from Breakwater Road (CR 613) to Tabernacle Road (CR 647)	Cape May County	Lower Twp	Cape May	SJTPO	CON	STBGP-B5K200 K				\$ 1.600						
S2117	Seashore Road Phase 3 resurfacing (C.R. 626) from Sandman Boulevard (U.S. Route 9) to Tabernacle Road (C.R. 647)	Cape May County	Lower Twp	Cape May	SJTPO	CON	STBGP-B5K200 K					\$ 2.172					
S044	SJTPO, Future Projects	SJTPO	Various	Various	SJTPO	ERC	HWIZ005-AC	\$ 0.327									
						ERC	STBGP-AC	\$ 0.008	\$ 0.090	\$ 0.037	\$ 0.066	\$ 3.530	\$ 4.485	\$ 4.280	\$ 4.606	\$ 4.403	\$ 4.731
						ERC	STBGP-B5K200 K	\$ 0.022	\$ 0.135	\$ 0.042	\$ 0.069	\$ 0.730	\$ 2.065	\$ 2.160	\$ 2.323	\$ 2.417	\$ 2.510
						ERC	STBGP-L5K					\$ 1.308	\$ 1.120	\$ 2.930	\$ 2.741	\$ 3.050	\$ 2.829
S1909	South Greenwich Street/Telegraph Road (CR 540), Phase 1	Salem	Alloway Twp	Salem	SJTPO	CON	STBGP-L5K	\$ 1.500									
09361	South Inlet Transportation Improvement Project	SJTA/CRDA	Atlantic City	Atlantic	SJTPO	CON	STATE	\$ 1.504	\$ 1.504	\$ 1.500	\$ 1.504	\$ 1.193					
S1908	Telegraph Road (CR 540), Phase 2	Salem	Quinton Twp	Salem	SJTPO	CON	STBGP-L5K		\$ 1.500								
S2115	Tennessee Avenue, Atlantic Ave to Boardwalk	Atlantic City	Atlantic City	Atlantic	SJTPO	CON	STBGP-AC			\$ 0.606							

South Jersey Transportation Planning Organization

S1910	Third Avenue (CR 619), 96th Street (CR 657) to 80th Street	Cape May County	Stone Harbor Boro	Cape May	SJTPO	CON	STBGP-AC		\$ 2.110								
S2201	Tilton Road (CR 563) – Section 7	Atlantic County	Galloway Twp	Atlantic	SJTPO	CON	CRRSAA-AC	\$ 1.760									
X107	Transportation Alternatives Program	NJDOT	Various	Various	SJTPO	ERC	TA-AC	\$ 0.243	\$ 0.243	\$ 0.243	\$ 0.243	\$ 0.243	\$ 0.243	\$ 0.243	\$ 0.243	\$ 0.243	\$ 0.243
S2110	Tyler Road (CR 611)	Cape May County	Woodbine Boro	Cape May	SJTPO	CON	STBGP-L5K	\$ 1.000									
S9912	Welchville Road (CR 540)	Salem	Alloway Twp	Salem County	SJTPO	CON	STBGP-L5K			\$ 0.750							
						DES	STBGP-L5K	\$ 0.100									
S2104	Weymouth Road (CR 559)	Atlantic County	Hamilton Twp	Atlantic	SJTPO	CON	STBGP-L5K		\$ 1.900								
S1904	Willow Grove Road (CR 639); Perkintown Road (CR 644)	Salem County	Oldsmans Twp	Salem	SJTPO	CON	STBGP-L5K				\$ 1.500						
						DES	STBGP-L5K		\$ 0.150								

Aconyms

ADA	Americans with Disabilities Act of 1990
ATI	Alternate Transit Improvements
CAP	Capital Acquisition
CASINO REVENUE	Annual allocation of the 8.5% of the Casino Revenue Fund appropriated for transportation services for senior citizen and disabled residents
CD/LCD	Concept Development
CMAQ	Congestion Mitigation and Air Quality
CON	Construction
CR	County Route
CRRSAA-AC	Coronavirus Response and Relief Supplemental Appropriations Act, 2021, for use in Atlantic City Urbanized Area
CRRSAA-FLEX	Coronavirus Response and Relief Supplemental Appropriations Act, 2021, not allocated to a specific population area
DBNUM	Database Number
DEMO-R	Demonstration Funds
DES	Final Design
DVRPC	Delaware Valley Regional Planning Commission
EC	Design and Construction
ERC	Design, Right of Way, and Construction
FBP	Ferry Boat Program
FFY	Federal Fiscal Year (October 1 – September 30)
FHWA	Federal Highway Administration
FTA	Federal Transit Administration
HSIP	Highway Safety Improvement Program
HWIZ005-AC	Highway Infrastructure Program (HIP) federal funds allocated to Atlantic City Urbanized Area
HWIZ905-AC	Highway Infrastructure Program (HIP) federal funds allocated to Atlantic City Urbanized Area
HWIZ919-AC	Highway Infrastructure Program (HIP) federal funds allocated to Atlantic City Urbanized Area
LTAP	Local Technical Assistance Program
MATCH	Local funds to New Jersey Transit (NJ TRANSIT) needed to match federal funding (JARC and Section 5311)
MOU	Memorandum of Understanding
MPO(s)	Metropolitan Planning Organization(s)
NAAQS	National Ambient Air Quality Standards
NHPP	National Highway Performance Program
NJ TRANSIT	New Jersey Transit
NJDEP	New Jersey Department of Environmental Protection
NJDOT	New Jersey Department of Transportation
NJTPA	North Jersey Transportation Planning Authority

NOx	Oxides of Nitrogen
PL/PL-FTA	Planning
PLS	Planning Study
PMRS	Project Management & Reporting System
RHC	Rail-Highway Grade Crossings Program
RHC-FLEX	Rail-Highway Grade Crossings Program, flex funding, not allocated to a specific population area
ROW	Right of Way
RTP	Regional Transportation Plan
SECT 5307	Section 5307, Federal Transit Administration Urbanized Area Formula Program, includes funding to New Jersey Transit (NJ TRANSIT) for Transportation Enhancements (SECT 5307-TE), Transportation Alternatives Program (SECT 5307-TAP), and Associated Transit Improvements (SECT 5307-ATI)
SECT 5310	Section 5310, provides formula funding to increase the mobility of seniors and persons with disabilities
SECT 5311	Section 5311, non-urbanized area formula program, federal funding provided for rural public transportation programs
SECT 5337	Section 5337, grant program dedicated to repairing and upgrading the nation's rail transit systems in a state of good repair, along with high-intensity motor bus systems that use high-occupancy vehicle lanes
SECT 5339	Section 5339, provides funding to replace, rehabilitate, and purchase buses and related equipment, and to construct bus-related facilities
SIPs	State Implementation Plan
SJTPO	South Jersey Transportation Planning Organization
SPR	Statewide Planning and Research
SPR	Statewide Planning and Research
SRTS	Safe Routes to School
STATE	The disposition of funding received from the New Jersey Transportation Trust Fund (TTF)
STBGP	Surface Transportation Block Grant Program
STBGP-AC	Surface Transportation Block Grant Program, for use in the Atlantic City Urbanized Area
STBGP-B5K200K	Surface Transportation Block Grant Program, for use in areas with populations between 5,000 and 200,000
STBGP-FLEX	Surface Transportation Block Grant Program, flex funding, not allocated to a specific population area
STBGP-L5K	Surface Transportation Block Grant Program, for use in areas with population less than 5,000
STBGP-OS-BRDG	Surface Transportation Block Grant Program, Off-system Bridge
STIP	Statewide Transportation Improvement Program
STP-TE	Surface Transportation Program-Transit Enhancements, program under the flexible funding for Transit and Highway Improvements
STRUCTURE NO.	Structure Number
SWI	Statewide Investment
TA Set-Aside	Transportation Alternatives Program Set-Aside

TA-AC	Transportation Alternatives Set-Aside, for Atlantic City Urbanized Area
TA-B5K200K	Transportation Alternatives Set-Aside, for use in areas with populations between 5,000 and 200,000
TA-FLEX	Transportation Alternatives, for use in areas with populations between 5,000 and 200,000
TA-FLEX	Transportation Alternatives Set-Aside, for use in areas with populations between 5,000 and 200,000
TA-L5K	Transportation Alternatives Set-Aside, for use in areas with populations less than 5,000
TA-RTP	Transportation Alternatives, funding specific to Recreational Trails Program
TA-RTP	Transportation Alternatives Set-Aside, funding specific to Recreational Trails Program
TAP	Transportation Alternatives Program
TIP	Transportation Improvement Program
TTF	Transportation Trust Fund
TWP	Township
UAS	Unmanned Aircraft Systems
US EPA	United States Environmental Protection Agency
VOCs	Volatile Organic Compounds