

**SOUTH JERSEY TRANSPORTATION
PLANNING ORGANIZATION**

**TRANSPORTATION
IMPROVEMENT
PROGRAM**

Fiscal Years 2014-2023



ATLANTIC CAPE MAY
CUMBERLAND SALEM

TRANSPORTATION IMPROVEMENT PROGRAM

FISCAL YEARS 2014-2023

Policy Board Approved
July 22, 2013

**South Jersey Transportation Planning Organization
782 S. Brewster Road – Unit B-6
Vineland, New Jersey 08361**

Website: www.sjtpo.org

**Tel: (856) 794-1941
Fax: (856) 794-2549**

SOUTH JERSEY TRANSPORTATION PLANNING ORGANIZATION

POLICY BOARD

FRANK SUTTON

Chairman, SJTPO
Atlantic County Freeholder

RUBEN BERMUDEZ

Mayor
City of Vineland

LEONARD C. DESIDERIO

Vice-Chairman, SJTPO
Mayor, City of Sea Isle

LORENZO LANGFORD

Mayor
City of Atlantic City

JEFFREY T. RIDGWAY

Secretary/Treasurer, SJTPO
Committeeman, Pittsgrove Township

BENJAMIN H. LAURY

Freeholder
Salem County

TONY SURACE

Freeholder
Cumberland County

GERALD M. THORNTON

Freeholder Director
Cape May County

THOMAS A. WOSPIL

Director, Capital Investment Planning
NJ Department of Transportation

SAMUEL L. DONELSON

Acting Executive Director
S.J. Transportation Authority

LOUIS MILLAN

Director, Programmatic Planning
NJ Transit

The preparation of this report has been financed in part by the U.S. Department of Transportation, Federal Highway Administration (FHWA). This document is disseminated under the sponsorship of the U.S. Department of Transportation in the interest of information exchange. The United States Government assumes no liability for its contents or its use thereof.

TABLE OF CONTENTS

Section I	Introduction
Section II	Highway Projects
Section III	Regional Highway Programs
Section IV	NJDOT Statewide Programs
Section V	NJ Transit Programs
Section VI	Glossary
Appendix A	Air Quality Conformity
Appendix B	Summary of Significant Public Comments & Responses

SOUTH JERSEY TRANSPORTATION PLANNING ORGANIZATION

RESOLUTION 1307-38: Adopting the Air Quality Conformity Determination for the SJTPO FY 2014-2023 Transportation Improvement Program and the 2040 Regional Transportation Plan

WHEREAS, the South Jersey Transportation Planning Organization (SJTPO) is the Metropolitan Planning Organization (MPO) designated under federal law for the southern region of New Jersey including Atlantic, Cape May, Cumberland, and Salem Counties; and

WHEREAS, the transportation plans and programs developed by the SJTPO are required to conform to the purposes of the State Implementation Plan for air quality control and Sections 174 and 176 (c) and (d) of the Clean Air Act (42 U.S.C. 7504, 7506 (c) and (d); and

WHEREAS, the four county SJTPO region is designated as a nonattainment area under the 8-hour Ozone National Ambient Air Quality Standards (NAAQS), originally set in 1997, but revised in 2008; and

WHEREAS, the current conformity determination for the 2040 Regional Transportation Plan adopted in July 2012 and the FY 2014-2023 Transportation Improvement Program adopted in July 2013 were based on consistency with emissions budgets in the New Jersey State Implementation Plan (SIP); and

WHEREAS, updating the conformity determination now will verify that the Plan and TIP meet the budgets approved effective August 1, 2008, as mandated by the US Environmental Protection Agency, and will keep the Plan and TIP in effect through May 20, 2017, when the current conformity would lapse; and

WHEREAS, SJTPO solicited disclosure of Regionally Significant projects from all transportation authorities in the region, as required to perform an updated emissions analysis; and

WHEREAS, the SJTPO Interagency Consultation Group agreed that the project listing in Appendix 1 of the Conformity Analysis should be included in the analysis; and

WHEREAS, the attached Conformity Determination documents how the 2014-2023 TIP, and the 2040 Regional Transportation Plan meet the air quality conformity requirements, including the most recent budgets; and

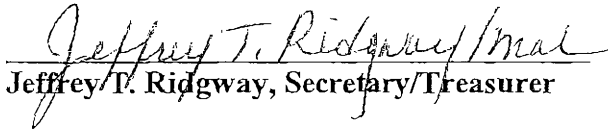
WHEREAS, citizens, private transportation providers and all interested parties have had an opportunity to participate and have their views considered in the development of the Conformity Analysis; and

NOW, THEREFORE, BE IT RESOLVED, that the Policy Board of the South Jersey Transportation Planning Organization hereby adopts the attached SJTPO Air Quality Conformity Determination for the FY 2014-2023 TIP and 2040 RTP; and

BE IT FURTHER RESOLVED, that the Policy Board hereby determines that the SJTPO FY 2014-2023 Transportation Improvement Program and the 2040 Regional Transportation Plan conform to the purposes of the State Implementation Plan and the Clean Air Act, and this determination applies to the entire region.

Certification

I hereby certify that the foregoing is a correct and true copy of a resolution adopted by the Policy Board of the South Jersey Transportation Planning Organization at its meeting of July 22, 2013.


Jeffrey T. Ridgway, Secretary/Treasurer

SOUTH JERSEY TRANSPORTATION PLANNING ORGANIZATION

ITEM 1307-38: Adopting the Air Quality Conformity Determination for the SJTPO FY 2014-2023 Transportation Improvement Program and the 2040 Regional Transportation Plan

PROPOSAL:

At its July 8, 2013 meeting, the SJTPO Technical Advisory Committee recommended that the Policy Board approve the Air Quality Conformity Determination for the Draft SJTPO FY 2014-2023 Transportation Improvement Program (TIP) and the 2040 Regional Transportation Plan (RTP) under All Current National Ambient Air Quality Standards (NAAQS).

BACKGROUND:

Federal Planning Regulations require that air quality emissions from new TIPs and RTPs conform to motor vehicle emissions budgets established by the New Jersey State Implementation Plan (SIP). These emissions budgets are based on National Ambient Air Quality Standards (NAAQS), set by the US Environmental Protection Agency (EPA). The attached conformity determination demonstrates that SJTPO's 2040 Regional Transportation Plan and the FY 2014-2023 Transportation Improvement Program conform to air quality standards.

The Draft Air Quality Conformity Determination demonstrates that the 2014-2023 TIP and 2040 Regional Transportation Plan conforms to the SIP with respect to the established motor vehicle emissions budgets as well as all the additional requirements mandated by the Transportation Conformity Final Rule, 40 CFR Part 93.

The Draft Air Quality Conformity Determination was issued on June 6, 2013, and was followed by a 30-day public comment period, in accordance with Federal Regulations and SJTPO Public Involvement Policy. A formal public meeting was held at 5:00 p.m. at SJTPO offices located at 782 S. Brewster Road, Unit B6, Vineland, New Jersey, on Thursday, June 20, 2013.

The actual Conformity Determination Report, as well as an appendix listing the transportation projects that were considered is enclosed in the Board members' packages.

Favorable Policy Board Action will enable the projects and programs in SJTPO's TIP and RTP to continue to proceed and avoid a conformity lapse.

SECTION I

Introduction

INTRODUCTION

A. THE MPO ROLE IN CAPITAL PROGRAMMING

Under federal law, transportation planning for urbanized areas is carried out through Metropolitan Planning Organizations (MPOs), which coordinate planning activities of participating agencies. They also provide a forum for cooperative decision-making among state and local agencies, public and private transit operators, and the public. In meeting federal requirements, MPOs maintain the eligibility of their member agencies for federal transportation funds for planning, capital improvements, and operations. Among the MPOs' foremost responsibilities is the adoption of the Transportation Improvement Program (TIP).

The TIP is a list of projects and programs scheduled to be implemented over a period of at least four years. Transportation projects must be included in the TIP to receive most types of federal funding. The TIP allows for a broad-based review of the region's capital programming and represents a consensus among major transportation interests in the region as to what improvements should have priority for available funds.

Federal actions in the 1990s significantly expanded and strengthened MPO responsibilities. Among these actions were the passage of the Intermodal Surface Transportation Efficiency Act (ISTEA) of 1991, and the Clean Air Act Amendments (CAAA) of 1990. Under ISTEA, MPOs were entrusted with an expanded role in transportation planning and capital programming. They became partners with state government in making decisions about how transportation tax dollars were spent, thus bringing decisions closer to those served. Accompanying this new authority, however, were new detailed standards, including requirements for conformity with the CAAA and increased emphasis on public involvement. The Transportation Equity Act for the 21st Century (TEA-21), enacted in 1998, basically reaffirmed and retained the structure of the planning process under ISTEA. The Safe, Accountable, Flexible, Efficient Transportation Equity Act: A Legacy for Users (SAFETEA-LU), signed on August 10, 2005, builds on the initiatives of the previous two transportation Acts, and emphasizes the importance of safety, long a top SJTPO priority.

On July 6, 2012, the President signed into law the Moving Ahead for Progress in the 21st Century (P.L. 112-141), (MAP-21), the first long-term highway authorization since 2005. It funds surface transportation programs at over \$105 billion for FY 2013 and FY 2014. Compared to its predecessor, MAP-21 has streamlined and consolidated numerous programs and puts increased emphasis on performance-based planning and monitoring.

B. SJTPO AS MPO

Effective July 1, 1993, the South Jersey Transportation Planning Organization (SJTPO) was designated the MPO for the southern New Jersey Counties of Atlantic, Cape May, Cumberland, and Salem. SJTPO replaced three small, existing MPOs and incorporated areas not previously served. The formation of SJTPO allowed for a stronger regional approach to solving transportation problems and brought new opportunities to southern New Jersey, in accordance with the intent of ISTEA.

SJTPO is governed by the Policy Board consisting of eleven voting members:

Eight elected officials: One from each county - Atlantic, Cape May, Cumberland and Salem (4)
Mayors of the City of Vineland and the City of Atlantic City (2)
One from a municipality in Cape May County and Salem County (2)

Three representatives: New Jersey Department of Transportation (NJDOT) (1)
New Jersey Transit (NJTRANSIT) (1)
South Jersey Transportation Authority (SJTA) (1)

A fourteen member Technical Advisory Committee (TAC) provides input to the Policy Board. It consists of staff of each Policy Board member, as well as representatives of the New Jersey Turnpike Authority, the Delaware River and Bay Authority, and the Citizens Advisory Committee.

C. THE FY 2014 - 2023 SJTPO TIP

This TIP includes the State and local highway projects, regional highway programs, NJDOT Statewide programs, and NJ Transit programs. Over \$1.0 billion of Federal and State funding for fiscal years (FY) 2014-2023 is identified for transportation improvements within the four counties. A section showing major authority projects is also included.

A revised TIP is produced each year. Of particular note in the TIP is the \$40.6 million allocated to SJTPO over the first four years (2014-2017) for projects using federal Surface Transportation Program funds and/or Transportation Trust Funds. SJTPO's member agencies became entitled to these funds by their agreement to work together through the formation of the SJTPO.

A summary of TIP projects and programs are listed in the Project Summary. They serve as an index to the individual description pages in Sections II, III, IV, and V, which provide more detailed information for each project and program, and also illustrates locations, funding and program categories.

D. THE TRANSPORTATION PLANNING PROCESS

The TIP links the transportation planning process to implementation. Central to this process is the Regional Transportation Plan (RTP), which provides a framework for guiding investment decisions over a 20-year period. It includes both long and short-range strategies and actions leading to the development of an integrated intermodal transportation system that facilitates the efficient movement of people and goods.

Under federal regulation, all projects in the TIP must be consistent with the RTP. In addition, regionally significant projects under the federal Air Quality Conformity Rule must be drawn from the RTP. SJTPO's most recent 2040 Regional Transportation Plan was adopted in July 2012 by the SJTPO Policy Board.

As was the case with its predecessor, MAP-21 sets forth eight planning factors which each MPO RTP must recognize. Unchanged from SAFETEA-LU, these factors build on the seven issue areas contained in TEA-21, which carried over from the original sixteen planning factors specified by ISTEA. The eight provisions listed in MAP-21 are:

- 1) Support the economic vitality of the metropolitan area, especially by enabling global competitiveness, productivity, and efficiency;
- 2) Increase the safety of the transportation system for all motorized and non-motorized users;
- 3) Increase the security of the transportation system for motorized and non-motorized users;
- 4) Increase the accessibility and mobility of people and freight;
- 5) Protect and enhance the environment, promote energy conservation, improve the quality of life, and promote consistency between transportation improvements and State and local planned growth and economic development patterns;
- 6) Enhance the integration and connectivity of the transportation system, across and between modes, for people and freight;
- 7) Promote efficient system management and operation; and
- 8) Emphasize the preservation of the existing transportation system.

E. MANAGEMENT SYSTEMS

Supporting the transportation planning process are the management systems, particularly the Congestion Management System (CMS). ISTEA required larger MPOs with ozone air quality non-attainment areas, like SJTPO, to develop and maintain a CMS for their region. A CMS provides information on transportation system performance and alternative strategies for alleviating congestion and enhancing mobility. Federal funds may not be programmed for major capacity-adding projects in the ozone non-attainment area unless they result from a fully operational CMS.

SAFETEA-LU replaced the CMS Requirements with a Congestion Management Process (CMP), which has subsequently been retained by MAP-21. As defined in the Metropolitan Planning Rule, (23 CFR Part 450), a “congestion management process” is a systematic approach required in transportation management areas that emphasizes effective management and operation as opposed to an increase of single-occupant vehicle (SOV) capacity.

SJTPO adopted its Congestion Management Process in July 2012. More details on this process can be found in Appendix 5 of the 2040 RTP, available at: <http://www.sjtpo.org/RTP2040.html>.

In order to maintain this process into the new legislation, MAP-21 requires operations and management strategies that improve the performance of existing facilities while relieving vehicular congestion and improving safety for people and freight.

F. PROJECT DEVELOPMENT & PREPARATION

Project development for implementation is a continuous and usually complex process. A major milestone in this process is when a project obtains a position in the TIP. Projects often must undergo an initial study and development process before they can be considered for inclusion in the TIP. Exceptions are those cases where a project is very simple (a *Programmatic Categorical Exclusion*) or listed only to draw on federal funds to support preliminary project development activities.

The study and development process is a central component of the *project pipeline*. It is intended to take initial unstructured proposals and transform them -- if they can meet a series of tests for merit -- into fully-defined projects that can be included in the TIP and ultimately put out for bid. This procedure is necessary because federal law requires a "fiscally constrained" TIP in which component projects do not exceed anticipated revenues.

Study & Development yields a feasible and appropriate project (or other solution) to address a transportation problem. It includes developing a preferred alternative, securing community support, obtaining approval of environmental agencies, and developing a specific scope of work for the project.

Highway projects normally start as needs statements that clearly identify specific problems, needs, or opportunities. Need statements come from various sources, including elected officials, county and local planning agencies, NJDOT staff, users of the State's transportation system, SJTPO-funded studies, NJDOT's Capital Investment Strategy, corridor strategies developed through the planning process, and the Regional Transportation Plan. Only a few of the many needs statements received can be worked on, so they are evaluated by both SJTPO and NJDOT. NJDOT's evaluation considers technical priority, planned intake levels for different kinds of projects, engineering judgment, and commitments to external stakeholders. Also, implementation of statewide policies, anticipated feasibility of a solution, anticipated environmental impact, and anticipated community support. SJTPO identifies regional priorities through a similar evaluation, with emphasis on consultation with its members.

NJDOT and SJTPO then negotiate which needs statements should undergo further development. Those selected for further work are assigned to the Study & Development Program. Because NJDOT typically accepts one new Study and Development entry every one or two years, opportunities for new

projects on the State system are limited. Study and Development has three specific phases: concept development, feasibility assessment, and final scope development. The last two phases are collectively known as "scoping". The specific phases of work are further described in the Glossary in Section VIII. Projects that have substantially completed study and development become part of the project pool from which TIP projects are selected each year. The selection process is described in Section G.

G. TIP DEVELOPMENT

The TIP is the product of nearly a year's work, with staff work by SJTPO, NJDOT, and NJ Transit. Initially, projects are tested for ability to be advanced for implementation within the year proposed and to verify scope and cost. All projects that pass the screening are placed in the project pool for further review and evaluation. The project pool is then analyzed by SJTPO, NJDOT, and NJ Transit to identify priorities.

SJTPO has a Project Selection Process and Ranking System that is used when needed to evaluate projects from a regional perspective. It sets criteria for scoring projects against seven major goals:

1. Support the regional economy.
2. Improve safety.
3. Reduce congestion and promote mobility.
4. Protect and improve the environment.
5. Preserve and maintain the existing transportation system.
6. Favor projects for more important facilities, services, and programs.
7. Favor cost-effective projects.

The project ranking system assigns a numeric point value to each potential project based on the degree to which it satisfies the various criteria. For example, under "Support the regional economy" goal, the criteria are: access to tourism destinations and/or recreational facilities; transportation and circulation important to the agricultural economy; serving an existing or planned employment center or industrial park; significant impact on economic growth and development, will help broaden the economy, or is important in maintaining current economic activity; importance to the movement of freight or commodities; and scope of economic activity supported.

A separate document is available on SJTPO's website at <http://www.sjtpo.org/TIP.html> describing the entire Project Selection Process and Ranking System. The resulting priorities become the basis for negotiating the TIP project portion to use available funds. However, other factors are also important, including geographic equity, staff resources, special purposes of funds, legal mandates, relationship between projects, and the need to coordinate the phasing of projects. To complete the TIP, Regional and Statewide highway programs are added, as well as transit programs and major authority projects.

H. FUNDING SOURCES

The Federal Highway Administration (FHWA) and the Federal Transit Administration (FTA) are the major federal funding sources for projects in the TIP. In addition, the State of New Jersey provides funds through appropriations and through the Transportation Trust Fund that have been used to fund selected projects. Counties, municipalities, private developers, toll road authorities, and transit operators are also potential sources of project funding.

I. FINANCIAL PLAN

Federal planning regulations require the TIP contain a financial plan that demonstrates how the TIP will be implemented. It must indicate the resources from public and private sources that are reasonably expected to be made available and any recommendations for innovative financing techniques to fund needed projects and programs. In accordance with the requirements in the federal legislation, federal

expenditures in the first four years of the TIP are strictly constrained to expect funding. In other words, *planned expenditures* do not exceed *projected revenues*.

The ten-year SJTPO TIP represents a joint commitment between NJDOT, NJ Transit, and SJTPO to provide funding for specifically identified projects and programs within the region, in addition to participation in the statewide programs. To comply with federal guidelines, it is based on an explicit set of statewide financial assumptions, which are set out in this section.

NJDOT develops an estimate of available state and federal revenues to support the state's transportation budget during the ten fiscal years from FY 2014 through FY 2023. (For planning purposes, state revenues are estimated on the basis of state fiscal years, which begin July 1, and federal revenues are estimated on the basis of federal fiscal years, which begin October 1.) This amount constitutes the funding expected to be available to support the whole FY 2014-2023 Statewide Transportation Improvement Program. With two notable exceptions, federal and state funds are not "allocated" to - that is, required to be spent within the boundaries of - the state's three MPOs. The first exception is STP funds, some of which are required under a formula in SAFETEA-LU to be allocated to MPOs. The second exception is Trust Fund state aid funds, which are allocated on a county-by-county basis under statutory and regulatory formula.

The actual budgeting of federal and state funds for projects within the MPO areas is a product of the development of the three regional TIPs, the Statewide TIP, and the annual capital program. On a statewide basis, the cost of projects programmed for a particular fiscal year must equal the planned resources for that year. Each project must also be assigned to a funding category that is appropriate for the project and within which adequate funding is available. From year to year there may be significant variations in the amount of funds actually programmed within an MPO area, as needs and specific project implementation schedules dictate. These programming decisions are made on a cooperative basis with the participation of NJDOT, NJ Transit, local government representatives, and other agencies (all of whom are members of the MPOs), the State Legislature, citizens' groups, and the general public.

J. AIR QUALITY CONFORMITY

Once a proposed TIP has been compiled, it is reviewed for its effect on air quality. Under the regulations implementing the CAAA, areas with a RTP conforming with the CAAA may base a finding of conformity for a TIP on the consistency of the TIP with the RTP, rather than on a new emissions analysis. The conformity finding for this TIP is summarized in Appendix A.

K. PUBLIC PARTICIPATION

After it has successfully met the air quality tests, the TIP and its accompanying air quality conformity finding enter final formal public involvement procedures. In keeping with federal mandates, SJTPO seeks to actively promote public participation in the planning process. Because of the vital importance of the TIP to transportation in the region, SJTPO has instituted special procedures within its official Public Involvement Policy to ensure that citizens, affected agencies, employees, private providers of transportation and other interested parties have an opportunity to comment on the proposed program.

Specifically, SJTPO takes the following steps: placing public notice in area newspapers; sending copies of the proposed TIP and conformity finding to libraries in each county and to key participating agencies within the region; posting it on SJTPO's website; sending copies to all Technical Advisory Committee members; providing notice directly to SJTPO's mailing list; holding a public meeting; and providing a 30-day public comment period. Public comments are considered and a written summary and report on the disposition of significant comments is provided as a part of the final document.

L. THE APPROVED TIP

After the TIP and the RTP Air Quality Conformity finding is adopted by the SJTPO Policy Board, the TIP and RTP Air Quality Conformity finding is submitted to the State who in turn formally submits it to the Federal Highway Administration (FHWA) and Federal Transit Administration (FTA). The FHWA and FTA in consultation with the U.S. Environmental Protection Agency will jointly approve the RTP Air Quality Conformity finding thus approving the projects in the TIP. The TIP is then incorporated without modification into the final State Transportation Improvement Program.

When a project is in the approved TIP it is scheduled for funding, however, it is not assured of implementation. TIP projects may be subject to additional study and analysis or public hearings. Any of these steps may reveal that an improvement does not warrant advancement or may require further study to justify implementation.

M. AMENDMENTS AND MODIFICATIONS

The FY 2014 element of the TIP represents an estimate of the projects planned for advancement during the program year. Nevertheless, project revisions may be needed during the course of the year that requires SJTPO, NJDOT, or NJ Transit to take action in modifying or amending the TIP. Such revisions must maintain fiscal constraint, the project selection process, air quality conformity, and appropriate public involvement.

SJTPO, NJDOT, and NJ Transit have entered into a Memorandum of Understanding, which specifies the procedures for modifications and amendments under the federal planning regulations. One goal of the agreement was to simplify the process as much as possible. Accordingly, the involved State agency is authorized to make certain changes, such as small cost increases, without any action by SJTPO. More significant changes, such as larger cost increases or moving a project from the second or third year to the current year, are reviewed by SJTPO administratively. Even larger revisions, such as adding or deleting a project, require action by the SJTPO Policy Board, which includes opportunity for public involvement.

N. MAJOR PROJECTS IMPLEMENTED FROM THE FY 2012-2015 TIP

The federal planning regulations require that the TIP list major projects from the previous TIP that were implemented and identify any significant delays in the planned implementation of major projects. A list of major projects implemented to date can be found below. Since time remains in the fiscal year, others may be implemented before the year ends.

DBNUM	County	Project	Status
244	Cape May	Route 52, Causeway Replacement, Contract A	Construction complete, open to traffic May 14, 2012
244A	Cape May /Atlantic	Route 52, Causeway Replacement and Somers Point Circle Elimination	Construction complete, open to traffic May 14, 2012
S9820	Atlantic	Airport Circle Elimination	Construction complete, open to traffic November 29, 2011

O. ADVANCE CONSTRUCTION PROJECTS

Advance Construction (AC) is a procedure to advance federally funded projects into the current fiscal year and implement them with other than federal funds. Then, in a later year, federal funds are used to reimburse the initial funding source. Use of AC is subject to the availability of other than federal funds

(e.g., state funds) in the year in which the project is to be implemented, and the availability of federal funds in the year in which the AC project is to be converted to a regular federal aid project.

AC projects are to be listed individually in the TIP, and in the combined State TIP, in both the year the project is to be implemented and the year in which the conversion is to take place. This notification is provided so it is clearly understood that the "other funds" are available and that future federal funds may be committed to the AC projects. Fiscal constraint must be maintained throughout this process for both the implementing and conversion years.

When AC is used in the development, amendment, or modification of the TIP and State TIP, SJTPO and the State will explain the procedure following SJTPO's adopted Public Involvement Policy. SJTPO and the State agree that the inclusion of an AC project in the TIP and the State TIP in the year the project is to be implemented signifies that the project can be converted to federal funding when federal funds become available and that the decision to convert has been made.

Table 1
Expenditures
NJDOT & NJ TRANSIT
(\$ millions)

Funding Category	FY 2014	FY 2015	FY 2016	FY 2017	FY 2018	FY 2019	FY 2020	FY 2021	FY 2022	FY 2023	FY 2014-2023
<u>NJDOT</u>											
Federal	\$832.6	\$718.3	\$709.7	\$774.6	\$764.6	\$891.4	\$891.4	\$891.4	\$891.4	\$891.4	\$8,256.9
Other	\$1,132.9	\$990.0	\$1,350.5	\$389.2	\$150.0	\$100.0	\$0.0	\$0.0	\$0.0	\$0.0	\$4,112.6
Transportation Trust Fund	\$714.0	\$712.1	\$742.5	\$1,013.0	\$1,013.0	\$926.5	\$926.5	\$926.5	\$926.5	\$926.5	\$8,827.1
<i>Subtotal NJDOT</i>	<i>\$2,679.5</i>	<i>\$2,420.4</i>	<i>\$2,802.7</i>	<i>\$2,176.8</i>	<i>\$1,927.6</i>	<i>\$1,917.9</i>	<i>\$1,817.9</i>	<i>\$1,817.9</i>	<i>\$1,817.9</i>	<i>\$1,817.9</i>	<i>\$21,196.5</i>
<u>NJTransit</u>											
Federal	\$695.0	\$695.0	\$695.0	\$637.5	\$637.5	\$543.5	\$543.5	\$543.5	\$543.5	\$543.5	\$6,077.0
Match Funds	\$12.3	\$12.3	\$12.3	\$12.3	\$12.3	\$12.3	\$12.3	\$12.3	\$12.3	\$12.3	\$123.3
Other	\$25.3	\$25.3	\$25.3	\$25.3	\$25.3	\$25.3	\$25.3	\$25.3	\$25.3	\$25.3	\$253.3
Transportation Trust Fund	\$495.5	\$495.5	\$495.5	\$578.0	\$578.0	\$672.0	\$672.0	\$672.0	\$672.0	\$672.0	\$6,002.5
<i>Subtotal NJTransit</i>	<i>\$1,228.1</i>	<i>\$1,228.1</i>	<i>\$1,228.1</i>	<i>\$1,253.1</i>	<i>\$1,253.1</i>	<i>\$1,253.1</i>	<i>\$1,253.1</i>	<i>\$1,253.1</i>	<i>\$1,253.1</i>	<i>\$1,253.1</i>	<i>\$12,456.1</i>
<i>Total</i>	<i>\$3,907.6</i>	<i>\$3,648.5</i>	<i>\$4,030.9</i>	<i>\$3,429.9</i>	<i>\$3,180.7</i>	<i>\$3,171.0</i>	<i>\$3,071.0</i>	<i>\$3,071.0</i>	<i>\$3,071.0</i>	<i>\$3,071.0</i>	<i>\$33,652.6</i>

Table 2
NJDOT Resources
(\$ millions)

Funding Category	FY 2014	FY 2015	FY 2016	FY 2017	FY 2018	FY 2019	FY 2020	FY 2021	FY 2022	FY 2023	FY2014-2023
FHWA: CMAQ	\$51.0	\$51.0	\$51.0	\$26.0	\$26.0	\$26.0	\$26.0	\$26.0	\$26.0	\$26.0	\$334.9
FHWA: Ferry	\$2.0	\$2.0	\$2.0	\$2.0	\$2.0	\$2.0	\$2.0	\$2.0	\$2.0	\$2.0	\$20.0
FHWA: High Priority	\$136.2	\$14.4	\$4.7	\$6.7	\$0.0	\$0.0	\$0.0	\$0.0	\$0.0	\$0.0	\$161.9
FHWA: NHPP	\$524.3	\$524.3	\$524.3	\$524.3	\$524.3	\$524.3	\$524.3	\$524.3	\$524.3	\$524.3	\$5,243.2
FHWA: Off System Bridge	\$32.8	\$32.8	\$32.8	\$32.8	\$32.8	\$32.8	\$32.8	\$32.8	\$32.8	\$32.8	\$327.8
FHWA: Other Funds	\$1.2	\$1.2	\$1.2	\$1.2	\$1.2	\$1.2	\$1.2	\$1.2	\$1.2	\$1.2	\$12.4
FHWA: Rail-Hwy Crossing	\$3.7	\$3.7	\$3.7	\$3.7	\$3.7	\$3.7	\$3.7	\$3.7	\$3.7	\$3.7	\$36.9
FHWA: Safety	\$54.1	\$54.1	\$54.1	\$54.1	\$54.1	\$54.1	\$54.1	\$54.1	\$54.1	\$54.1	\$540.7
FHWA: SPR/PL	\$31.1	\$31.1	\$31.1	\$31.1	\$31.1	\$31.1	\$31.1	\$31.1	\$31.1	\$31.1	\$311.1
FHWA: STP-DVRPC	\$3.9	\$3.9	\$3.9	\$3.9	\$3.9	\$19.9	\$19.9	\$19.9	\$19.9	\$19.9	\$118.5
FHWA: STP-NJTPA	\$14.4	\$14.4	\$14.4	\$14.4	\$14.4	\$84.9	\$84.9	\$84.9	\$84.9	\$84.9	\$496.8
FHWA: STP-SJTPO	\$2.6	\$2.6	\$2.6	\$2.6	\$2.6	\$10.1	\$10.1	\$10.1	\$10.1	\$10.1	\$64.0
FHWA: STP-Statewide	\$5.3	\$5.3	\$5.3	\$87.8	\$87.8	\$87.8	\$87.8	\$87.8	\$87.8	\$87.8	\$630.6
FHWA: TAP	\$15.5	\$15.5	\$15.5	\$15.5	\$15.5	\$15.5	\$15.5	\$15.5	\$15.5	\$15.5	\$154.7
FTA: SPR/PL	\$3.9	\$3.9	\$3.9	\$3.9	\$3.9	\$3.9	\$3.9	\$3.9	\$3.9	\$3.9	\$38.9
<i>Federal Subtotal</i>	<i>\$882.0</i>	<i>\$760.1</i>	<i>\$750.4</i>	<i>\$810.0</i>	<i>\$803.3</i>	<i>\$897.3</i>	<i>\$897.3</i>	<i>\$897.3</i>	<i>\$897.3</i>	<i>\$897.3</i>	<i>\$8,492.2</i>
Other Funds	\$1,139.8	\$990.0	\$1,350.5	\$389.2	\$150.0	\$100.0	\$0.0	\$0.0	\$0.0	\$0.0	\$4,119.5
<i>Other Subtotal</i>	<i>\$1,139.8</i>	<i>\$990.0</i>	<i>\$1,350.5</i>	<i>\$389.2</i>	<i>\$150.0</i>	<i>\$100.0</i>	<i>\$0.0</i>	<i>\$0.0</i>	<i>\$0.0</i>	<i>\$0.0</i>	<i>\$4,119.5</i>
State: TTF	\$728.5	\$729.5	\$751.5	\$1,022.0	\$1,022.0	\$928.0	\$928.0	\$928.0	\$928.0	\$928.0	\$8,893.5
<i>TTF Subtotal</i>	<i>\$728.5</i>	<i>\$729.5</i>	<i>\$751.5</i>	<i>\$1,022.0</i>	<i>\$1,022.0</i>	<i>\$928.0</i>	<i>\$928.0</i>	<i>\$928.0</i>	<i>\$928.0</i>	<i>\$928.0</i>	<i>\$8,893.5</i>
<i>NJDOT Total</i>	<i>\$2,750.2</i>	<i>\$2,479.6</i>	<i>\$2,852.4</i>	<i>\$2,221.2</i>	<i>\$1,975.3</i>	<i>\$1,925.3</i>	<i>\$1,825.3</i>	<i>\$1,825.3</i>	<i>\$1,825.3</i>	<i>\$1,825.3</i>	<i>\$21,505.2</i>

Table 3
NJDOT Expenditures
(\$ millions)

Funding Category	FY 2014	FY 2015	FY 2016	FY 2017	FY 2018	FY 2019	FY 2020	FY 2021	FY 2022	FY 2023	FY2014-2023
FHWA: CMAQ	\$18.7	\$15.3	\$28.0	\$27.7	\$17.3	\$13.8	\$23.3	\$13.3	\$13.3	\$13.3	\$184.0
FHWA: Ferry	\$2.0	\$2.0	\$2.0	\$2.0	\$2.0	\$2.0	\$2.0	\$2.0	\$2.0	\$2.0	\$20.0
FHWA: High Priority	\$136.2	\$14.4	\$4.7	\$6.7	\$0.0	\$0.0	\$0.0	\$0.0	\$0.0	\$0.0	\$161.9
FHWA: NHPP	\$471.1	\$452.1	\$467.6	\$496.4	\$526.8	\$574.0	\$583.1	\$579.0	\$588.1	\$586.6	\$5,324.8
FHWA: Off System Bridge	\$8.6	\$8.7	\$9.4	\$8.7	\$14.2	\$13.1	\$8.1	\$8.1	\$8.1	\$8.1	\$95.1
FHWA: Other Funds	\$1.2	\$1.2	\$1.2	\$1.2	\$1.2	\$1.2	\$1.2	\$1.2	\$1.2	\$1.2	\$12.4
FHWA: Rail-Hwy Crossing	\$10.8	\$10.8	\$10.8	\$10.8	\$10.8	\$10.8	\$10.8	\$10.8	\$10.8	\$10.8	\$108.0
FHWA: Safety	\$30.7	\$26.5	\$27.4	\$25.5	\$35.6	\$32.0	\$25.5	\$25.5	\$25.5	\$25.5	\$280.0
FHWA: SPR/PL	\$31.1	\$31.1	\$31.1	\$31.1	\$31.1	\$31.1	\$31.1	\$31.1	\$31.1	\$31.1	\$311.1
FHWA: STP-DVRPC	\$6.6	\$14.8	\$14.4	\$10.9	\$8.0	\$10.7	\$22.6	\$22.8	\$22.6	\$22.8	\$156.0
FHWA: STP-NJTPA	\$21.3	\$30.0	\$21.3	\$22.5	\$21.3	\$93.0	\$91.8	\$93.0	\$91.8	\$93.0	\$579.0
FHWA: STP-SJTPO	\$0.5	\$0.6	\$0.5	\$0.6	\$0.5	\$0.6	\$0.5	\$0.6	\$0.5	\$0.6	\$5.9
FHWA: STP-Statewide	\$70.5	\$87.4	\$67.9	\$107.0	\$72.4	\$85.6	\$68.0	\$80.5	\$73.0	\$73.0	\$785.2
FHWA: TAP	\$15.5	\$15.5	\$15.5	\$15.5	\$15.5	\$15.5	\$15.5	\$15.5	\$15.5	\$15.5	\$154.7
FTA: SPR/PL	\$3.9	\$3.9	\$3.9	\$3.9	\$3.9	\$3.9	\$3.9	\$3.9	\$3.9	\$3.9	\$38.9
<i>Federal Subtotal</i>	<i>\$828.6</i>	<i>\$714.3</i>	<i>\$705.7</i>	<i>\$770.6</i>	<i>\$760.6</i>	<i>\$887.4</i>	<i>\$887.4</i>	<i>\$887.4</i>	<i>\$887.4</i>	<i>\$887.4</i>	<i>\$8,216.9</i>
Other Funds	\$1,132.9	\$990.0	\$1,350.5	\$389.2	\$150.0	\$100.0	\$0.0	\$0.0	\$0.0	\$0.0	\$4,112.6
<i>Other Subtotal</i>	<i>\$1,132.9</i>	<i>\$990.0</i>	<i>\$1,350.5</i>	<i>\$389.2</i>	<i>\$150.0</i>	<i>\$100.0</i>	<i>\$0.0</i>	<i>\$0.0</i>	<i>\$0.0</i>	<i>\$0.0</i>	<i>\$4,112.6</i>
State: TTF	\$714.0	\$712.1	\$742.5	\$1,013.0	\$1,013.0	\$926.5	\$926.5	\$926.5	\$926.5	\$926.5	\$8,827.1
<i>TTF Subtotal</i>	<i>\$714.0</i>	<i>\$712.1</i>	<i>\$742.5</i>	<i>\$1,013.0</i>	<i>\$1,013.0</i>	<i>\$926.5</i>	<i>\$926.5</i>	<i>\$926.5</i>	<i>\$926.5</i>	<i>\$926.5</i>	<i>\$8,827.1</i>
<i>NJDOT Total</i>	<i>\$2,675.5</i>	<i>\$2,416.4</i>	<i>\$2,798.7</i>	<i>\$2,172.8</i>	<i>\$1,923.6</i>	<i>\$1,913.9</i>	<i>\$1,813.9</i>	<i>\$1,813.9</i>	<i>\$1,813.9</i>	<i>\$1,813.9</i>	<i>\$21,156.5</i>

Table 4
NJTRANSIT Resources
(\$ millions)

Funding Category	FY 2014	FY 2015	FY 2016	FY 2017	FY 2018	FY 2019	FY 2020	FY 2021	FY 2022	FY 2023	FY2014-2023
FHWA: CMAQ	\$50.0	\$50.0	\$50.0	\$75.0	\$75.0	\$75.0	\$75.0	\$75.0	\$75.0	\$75.0	\$675.0
FHWA: STP-DVRPC	\$16.0	\$16.0	\$16.0	\$16.0	\$16.0	\$0.0	\$0.0	\$0.0	\$0.0	\$0.0	\$80.0
FHWA: STP-Enhancement	\$1.0	\$1.0	\$1.0	\$1.0	\$1.0	\$1.0	\$1.0	\$1.0	\$1.0	\$1.0	\$10.0
FHWA: STP-NJTPA	\$70.5	\$70.5	\$70.5	\$70.5	\$70.5	\$0.0	\$0.0	\$0.0	\$0.0	\$0.0	\$352.5
FHWA: STP-SJTPO	\$7.5	\$7.5	\$7.5	\$7.5	\$7.5	\$0.0	\$0.0	\$0.0	\$0.0	\$0.0	\$37.5
FHWA: STP-Statewide	\$82.5	\$82.5	\$82.5	\$0.0	\$0.0	\$0.0	\$0.0	\$0.0	\$0.0	\$0.0	\$247.5
FTA: Section 5307	\$281.6	\$281.6	\$281.6	\$281.6	\$281.6	\$281.6	\$281.6	\$281.6	\$281.6	\$281.6	\$2,815.5
FTA: Section 5307-TE	\$2.7	\$2.7	\$2.7	\$2.7	\$2.7	\$2.7	\$2.7	\$2.7	\$2.7	\$2.7	\$27.0
FTA: Section 5310	\$7.2	\$7.2	\$7.2	\$7.2	\$7.2	\$7.2	\$7.2	\$7.2	\$7.2	\$7.2	\$72.0
FTA: Section 5311	\$4.2	\$4.2	\$4.2	\$4.2	\$4.2	\$4.2	\$4.2	\$4.2	\$4.2	\$4.2	\$42.0
FTA: Section 5337	\$154.5	\$154.5	\$154.5	\$154.5	\$154.5	\$154.5	\$154.5	\$154.5	\$154.5	\$154.5	\$1,545.0
FTA: Section 5339/5307	\$17.3	\$17.3	\$17.3	\$17.3	\$17.3	\$17.3	\$17.3	\$17.3	\$17.3	\$17.3	\$173.0
<i>Federal Subtotal</i>	<i>\$695.0</i>	<i>\$695.0</i>	<i>\$695.0</i>	<i>\$637.5</i>	<i>\$637.5</i>	<i>\$543.5</i>	<i>\$543.5</i>	<i>\$543.5</i>	<i>\$543.5</i>	<i>\$543.5</i>	<i>\$6,077.0</i>
Casino Revenue	\$20.3	\$20.3	\$20.3	\$20.3	\$20.3	\$20.3	\$20.3	\$20.3	\$20.3	\$20.3	\$203.4
Match Funds	\$12.3	\$12.3	\$12.3	\$12.3	\$12.3	\$12.3	\$12.3	\$12.3	\$12.3	\$12.3	\$123.3
Metro North	\$0.7	\$0.7	\$0.7	\$0.7	\$0.7	\$0.7	\$0.7	\$0.7	\$0.7	\$0.7	\$6.9
Operating	\$4.3	\$4.3	\$4.3	\$4.3	\$4.3	\$4.3	\$4.3	\$4.3	\$4.3	\$4.3	\$43.0
<i>Other Subtotal</i>	<i>\$37.7</i>	<i>\$37.7</i>	<i>\$37.7</i>	<i>\$37.7</i>	<i>\$37.7</i>	<i>\$37.7</i>	<i>\$37.7</i>	<i>\$37.7</i>	<i>\$37.7</i>	<i>\$37.7</i>	<i>\$376.6</i>
Transportation Trust Fund	\$495.5	\$495.5	\$495.5	\$578.0	\$578.0	\$672.0	\$672.0	\$672.0	\$672.0	\$672.0	\$6,002.5
<i>TTF Subtotal</i>	<i>\$495.5</i>	<i>\$495.5</i>	<i>\$495.5</i>	<i>\$578.0</i>	<i>\$578.0</i>	<i>\$672.0</i>	<i>\$672.0</i>	<i>\$672.0</i>	<i>\$672.0</i>	<i>\$672.0</i>	<i>\$6,002.5</i>
<i>NJTransit Total</i>	<i>\$1,228.1</i>	<i>\$1,228.1</i>	<i>\$1,228.1</i>	<i>\$1,253.1</i>	<i>\$1,253.1</i>	<i>\$1,253.1</i>	<i>\$1,253.1</i>	<i>\$1,253.1</i>	<i>\$1,253.1</i>	<i>\$1,253.1</i>	<i>\$12,456.1</i>

Table 5
NJTRANSIT Expenditures
(\$ millions)

Funding Category	FY 2014	FY 2015	FY 2016	FY 2017	FY 2018	FY 2019	FY 2020	FY 2021	FY 2022	FY 2023	FY2014-2023
FHWA: CMAQ	\$50.0	\$50.0	\$50.0	\$75.0	\$75.0	\$75.0	\$75.0	\$75.0	\$75.0	\$75.0	\$675.0
FHWA: STP-DVRPC	\$16.0	\$16.0	\$16.0	\$16.0	\$16.0	\$0.0	\$0.0	\$0.0	\$0.0	\$0.0	\$80.0
FHWA: STP-Enhancement	\$1.0	\$1.0	\$1.0	\$1.0	\$1.0	\$1.0	\$1.0	\$1.0	\$1.0	\$1.0	\$10.0
FHWA: STP-NJTPA	\$70.5	\$70.5	\$70.5	\$70.5	\$70.5	\$0.0	\$0.0	\$0.0	\$0.0	\$0.0	\$352.5
FHWA: STP-SJTPO	\$7.5	\$7.5	\$7.5	\$7.5	\$7.5	\$0.0	\$0.0	\$0.0	\$0.0	\$0.0	\$37.5
FHWA: STP-Statewide	\$82.5	\$82.5	\$82.5	\$0.0	\$0.0	\$0.0	\$0.0	\$0.0	\$0.0	\$0.0	\$247.5
FTA: Section 5307	\$281.6	\$281.6	\$281.6	\$281.6	\$281.6	\$281.6	\$281.6	\$281.6	\$281.6	\$281.6	\$2,815.5
FTA: Section 5307-TE	\$2.7	\$2.7	\$2.7	\$2.7	\$2.7	\$2.7	\$2.7	\$2.7	\$2.7	\$2.7	\$27.0
FTA: Section 5310	\$7.2	\$7.2	\$7.2	\$7.2	\$7.2	\$7.2	\$7.2	\$7.2	\$7.2	\$7.2	\$72.0
FTA: Section 5311	\$4.2	\$4.2	\$4.2	\$4.2	\$4.2	\$4.2	\$4.2	\$4.2	\$4.2	\$4.2	\$42.0
FTA: Section 5337	\$154.5	\$154.5	\$154.5	\$154.5	\$154.5	\$154.5	\$154.5	\$154.5	\$154.5	\$154.5	\$1,545.0
FTA: Section 5339/5307	\$17.3	\$17.3	\$17.3	\$17.3	\$17.3	\$17.3	\$17.3	\$17.3	\$17.3	\$17.3	\$173.0
<i>Federal Subtotal</i>	<i>\$695.0</i>	<i>\$695.0</i>	<i>\$695.0</i>	<i>\$637.5</i>	<i>\$637.5</i>	<i>\$543.5</i>	<i>\$543.5</i>	<i>\$543.5</i>	<i>\$543.5</i>	<i>\$543.5</i>	<i>\$6,077.0</i>
Casino Revenue	\$20.3	\$20.3	\$20.3	\$20.3	\$20.3	\$20.3	\$20.3	\$20.3	\$20.3	\$20.3	\$203.4
Match Funds	\$12.3	\$12.3	\$12.3	\$12.3	\$12.3	\$12.3	\$12.3	\$12.3	\$12.3	\$12.3	\$123.3
Metro North	\$0.7	\$0.7	\$0.7	\$0.7	\$0.7	\$0.7	\$0.7	\$0.7	\$0.7	\$0.7	\$6.9
Operating	\$4.3	\$4.3	\$4.3	\$4.3	\$4.3	\$4.3	\$4.3	\$4.3	\$4.3	\$4.3	\$43.0
<i>Other Subtotal</i>	<i>\$37.7</i>	<i>\$37.7</i>	<i>\$37.7</i>	<i>\$37.7</i>	<i>\$37.7</i>	<i>\$37.7</i>	<i>\$37.7</i>	<i>\$37.7</i>	<i>\$37.7</i>	<i>\$37.7</i>	<i>\$376.6</i>
Transportation Trust Fund	\$495.5	\$495.5	\$495.5	\$578.0	\$578.0	\$672.0	\$672.0	\$672.0	\$672.0	\$672.0	\$6,002.5
<i>TTF Subtotal</i>	<i>\$495.5</i>	<i>\$495.5</i>	<i>\$495.5</i>	<i>\$578.0</i>	<i>\$578.0</i>	<i>\$672.0</i>	<i>\$672.0</i>	<i>\$672.0</i>	<i>\$672.0</i>	<i>\$672.0</i>	<i>\$6,002.5</i>
<i>NJTransit Total</i>	<i>\$1,228.1</i>	<i>\$1,228.1</i>	<i>\$1,228.1</i>	<i>\$1,253.1</i>	<i>\$1,253.1</i>	<i>\$1,253.1</i>	<i>\$1,253.1</i>	<i>\$1,253.1</i>	<i>\$1,253.1</i>	<i>\$1,253.1</i>	<i>\$12,456.1</i>

Table 6
Distribution of Funds by Metropolitan Planning Organization (MPO)
NJDOT
(\$ millions)

MPO	FY 2014	FY 2015	FY 2016	FY 2017	FY 2018	FY 2019	FY 2020	FY 2021	FY 2022	FY 2023	Total	Percent of Total	Percent of Total*
													<small>*Excluding Statewide Programs</small>
DVRPC	\$236.3	\$210.4	\$221.5	\$234.6	\$228.1	\$295.5	\$178.5	\$156.3	\$96.1	\$96.3	\$1,953.5	9.2%	16.9%
NJTPA	\$1,765.6	\$1,513.7	\$1,822.0	\$1,021.4	\$802.7	\$686.0	\$491.3	\$428.2	\$377.2	\$347.0	\$9,255.1	43.7%	80.2%
SJTPO	\$24.5	\$26.1	\$24.5	\$29.6	\$34.5	\$39.6	\$39.5	\$39.6	\$39.5	\$39.6	\$336.7	1.6%	2.9%
<i>MPO Subtotal</i>	<i>\$2,026.3</i>	<i>\$1,750.2</i>	<i>\$2,068.0</i>	<i>\$1,285.6</i>	<i>\$1,065.3</i>	<i>\$1,021.1</i>	<i>\$709.2</i>	<i>\$624.0</i>	<i>\$512.7</i>	<i>\$482.8</i>	<i>\$11,545.2</i>	<i>54.5%</i>	<i>100.0%</i>
Statewide	\$653.1	\$670.2	\$734.8	\$891.2	\$862.3	\$896.8	\$1,108.7	\$1,193.9	\$1,305.2	\$1,335.1	\$9,651.3	45.5%	100.0%
<i>Stwd Subtotal</i>	<i>\$653.1</i>	<i>\$670.2</i>	<i>\$734.8</i>	<i>\$891.2</i>	<i>\$862.3</i>	<i>\$896.8</i>	<i>\$1,108.7</i>	<i>\$1,193.9</i>	<i>\$1,305.2</i>	<i>\$1,335.1</i>	<i>\$9,651.3</i>	<i>45.5%</i>	<i>100.0%</i>
<i>Total</i>	<i>\$2,679.5</i>	<i>\$2,420.4</i>	<i>\$2,802.7</i>	<i>\$2,176.8</i>	<i>\$1,927.6</i>	<i>\$1,917.9</i>	<i>\$1,817.9</i>	<i>\$1,817.9</i>	<i>\$1,817.9</i>	<i>\$1,817.9</i>	<i>\$21,196.5</i>	<i>100.0%</i>	<i>100.0%</i>

Table 7*Page 1 of 2***North Jersey Transportation Planning Authority (NJTPA)****Distribution of Funds****(Note: Does not include expenditures from "Statewide" Programs within region)****NJDOT & NJ TRANSIT (\$ millions)**

Funding Category	FY 2014	FY 2015	FY 2016	FY 2017	FY 2018	FY 2019	FY 2020	FY 2021	FY 2022	FY 2023	FY 2014-2023
<u>NJDOT</u>											
FHWA: CMAQ	\$8.4	\$5.0	\$6.7	\$5.0	\$9.0	\$5.5	\$15.0	\$5.0	\$5.0	\$5.0	\$69.6
FHWA: High Priority	\$126.8	\$7.2	\$0.0	\$6.7	\$0.0	\$0.0	\$0.0	\$0.0	\$0.0	\$0.0	\$140.7
FHWA: NHPP	\$228.2	\$245.2	\$225.3	\$242.2	\$272.7	\$199.1	\$234.5	\$184.7	\$142.4	\$111.0	\$2,085.3
FHWA: Off System Bridge	\$0.5	\$0.6	\$1.3	\$0.6	\$6.1	\$5.0	\$0.0	\$0.0	\$0.0	\$0.0	\$14.1
FHWA: Rail-Hwy Crossing	\$6.0	\$6.0	\$6.0	\$6.0	\$6.0	\$6.0	\$6.0	\$6.0	\$6.0	\$6.0	\$60.0
FHWA: Safety	\$9.9	\$7.2	\$8.6	\$6.7	\$13.9	\$13.2	\$6.7	\$6.7	\$6.7	\$6.7	\$86.6
FHWA: SPR/PL	\$8.8	\$8.8	\$8.8	\$8.8	\$8.8	\$8.8	\$8.8	\$8.8	\$8.8	\$8.8	\$87.8
FHWA: STP-NJTPA	\$21.3	\$30.0	\$21.3	\$22.5	\$21.3	\$93.0	\$91.8	\$93.0	\$91.8	\$93.0	\$579.0
FHWA: STP-Statewide	\$3.1	\$15.4	\$2.0	\$25.2	\$0.0	\$14.6	\$0.0	\$7.5	\$0.0	\$0.0	\$67.8
FHWA: TAP	\$6.2	\$6.2	\$6.2	\$6.2	\$6.2	\$6.2	\$6.2	\$6.2	\$6.2	\$6.2	\$62.2
FTA: SPR/PL	\$2.7	\$2.7	\$2.7	\$2.7	\$2.7	\$2.7	\$2.7	\$2.7	\$2.7	\$2.7	\$26.9
Other Funds	\$755.1	\$615.0	\$997.5	\$389.2	\$150.0	\$100.0	\$0.0	\$0.0	\$0.0	\$0.0	\$3,006.8
PANYNJ	\$376.0	\$375.0	\$353.0	\$0.0	\$0.0	\$0.0	\$0.0	\$0.0	\$0.0	\$0.0	\$1,104.0
Transportation Trust Fund	\$212.6	\$189.4	\$182.5	\$299.6	\$306.1	\$231.9	\$119.5	\$107.5	\$107.5	\$107.5	\$1,864.3
<i>Total NJDOT</i>	<i>\$1,765.6</i>	<i>\$1,513.7</i>	<i>\$1,822.0</i>	<i>\$1,021.4</i>	<i>\$802.7</i>	<i>\$686.0</i>	<i>\$491.3</i>	<i>\$428.2</i>	<i>\$377.2</i>	<i>\$347.0</i>	<i>\$9,255.1</i>

Table 7*Page 2 of 2***North Jersey Transportation Planning Authority (NJTPA)****Distribution of Funds****(Note: Does not include expenditures from "Statewide" Programs within region)****NJDOT & NJ TRANSIT (\$ millions)**

Funding Category	FY 2014	FY 2015	FY 2016	FY 2017	FY 2018	FY 2019	FY 2020	FY 2021	FY 2022	FY 2023	FY 2014-2023
<u>NJTransit</u>											
FHWA: CMAQ	\$50.0	\$50.0	\$50.0	\$75.0	\$75.0	\$75.0	\$75.0	\$75.0	\$75.0	\$75.0	\$675.0
FHWA: STP-Enhancement	\$1.0	\$1.0	\$1.0	\$1.0	\$1.0	\$1.0	\$1.0	\$1.0	\$1.0	\$1.0	\$10.0
FHWA: STP-NJTPA	\$70.5	\$70.5	\$70.5	\$70.5	\$70.5	\$0.0	\$0.0	\$0.0	\$0.0	\$0.0	\$352.5
FHWA: STP-Statewide	\$82.5	\$82.5	\$82.5	\$0.0	\$0.0	\$0.0	\$0.0	\$0.0	\$0.0	\$0.0	\$247.5
FTA: New Freedom	\$0.0	\$0.0	\$0.0	\$0.0	\$0.0	\$0.0	\$0.0	\$0.0	\$0.0	\$0.0	\$0.0
FTA: Section 5307	\$220.1	\$219.9	\$220.1	\$220.6	\$220.6	\$220.3	\$220.3	\$220.3	\$220.3	\$220.3	\$2,202.7
FTA: Section 5307-TE	\$2.5	\$2.5	\$2.5	\$2.5	\$2.5	\$2.5	\$2.5	\$2.5	\$2.5	\$2.5	\$24.9
FTA: Section 5310	\$5.0	\$5.0	\$5.0	\$5.0	\$5.0	\$5.0	\$5.0	\$5.0	\$5.0	\$5.0	\$50.4
FTA: Section 5311	\$2.9	\$2.9	\$2.9	\$2.9	\$2.9	\$2.9	\$2.9	\$2.9	\$2.9	\$2.9	\$29.4
FTA: Section 5337	\$138.7	\$138.7	\$138.7	\$138.7	\$138.7	\$138.7	\$138.7	\$138.7	\$138.7	\$138.7	\$1,387.0
FTA: Section 5339/5307	\$13.6	\$13.6	\$13.6	\$13.6	\$13.6	\$13.6	\$13.6	\$13.6	\$13.6	\$13.6	\$136.0
Casino Revenue	\$14.2	\$14.2	\$14.2	\$14.2	\$14.2	\$14.2	\$14.2	\$14.2	\$14.2	\$14.2	\$142.4
Match Funds	\$8.6	\$8.6	\$8.6	\$8.6	\$8.6	\$8.6	\$8.6	\$8.6	\$8.6	\$8.6	\$86.3
Metro North	\$0.7	\$0.7	\$0.7	\$0.7	\$0.7	\$0.7	\$0.7	\$0.7	\$0.7	\$0.7	\$6.9
Operating	\$3.0	\$3.0	\$3.0	\$3.0	\$3.0	\$3.0	\$3.0	\$3.0	\$3.0	\$3.0	\$30.1
Transportation Trust Fund	\$367.5	\$375.2	\$385.1	\$453.5	\$440.1	\$524.8	\$559.2	\$560.9	\$556.7	\$558.2	\$4,781.1
<u>Total NJTransit</u>	<u>\$981.0</u>	<u>\$988.4</u>	<u>\$998.6</u>	<u>\$1,010.0</u>	<u>\$996.5</u>	<u>\$1,010.4</u>	<u>\$1,044.8</u>	<u>\$1,046.5</u>	<u>\$1,042.3</u>	<u>\$1,043.8</u>	<u>\$10,162.2</u>
<u>Total</u>	<u>\$2,746.6</u>	<u>\$2,502.1</u>	<u>\$2,820.6</u>	<u>\$2,031.4</u>	<u>\$1,799.2</u>	<u>\$1,696.4</u>	<u>\$1,536.1</u>	<u>\$1,474.7</u>	<u>\$1,419.4</u>	<u>\$1,390.7</u>	<u>\$19,417.3</u>

Table 8*Page 1 of 2***Delaware Valley Regional Planning Commission (DVRPC)****Distribution of Funds****(Note: Does not include expenditures from "Statewide" Programs within region)****NJDOT & NJ TRANSIT (\$ millions)**

Funding Category	FY 2014	FY 2015	FY 2016	FY 2017	FY 2018	FY 2019	FY 2020	FY 2021	FY 2022	FY 2023	FY 2014-2023
<u>NJDOT</u>											
FHWA: CMAQ	\$1.2	\$1.2	\$1.2	\$2.6	\$1.2	\$1.2	\$1.2	\$1.2	\$1.2	\$1.2	\$13.1
FHWA: High Priority	\$9.4	\$7.2	\$4.7	\$0.0	\$0.0	\$0.0	\$0.0	\$0.0	\$0.0	\$0.0	\$21.2
FHWA: NHPP	\$159.7	\$109.8	\$150.1	\$148.5	\$152.9	\$220.4	\$116.4	\$94.0	\$34.0	\$34.0	\$1,219.7
FHWA: Rail-Hwy Crossing	\$2.8	\$2.8	\$2.8	\$2.8	\$2.8	\$2.8	\$2.8	\$2.8	\$2.8	\$2.8	\$28.0
FHWA: Safety	\$3.2	\$2.2	\$1.7	\$1.7	\$4.6	\$1.7	\$1.7	\$1.7	\$1.7	\$1.7	\$22.1
FHWA: SPR/PL	\$2.2	\$2.2	\$2.2	\$2.2	\$2.2	\$2.2	\$2.2	\$2.2	\$2.2	\$2.2	\$22.4
FHWA: STP-DVRPC	\$6.6	\$14.8	\$14.4	\$10.9	\$8.0	\$10.7	\$22.6	\$22.8	\$22.6	\$22.8	\$156.0
FHWA: STP-Enhancement	\$0.0	\$4.3	\$0.0	\$0.0	\$0.0	\$0.0	\$0.0	\$0.0	\$0.0	\$0.0	\$4.3
FHWA: STP-Statewide	\$1.4	\$6.9	\$0.9	\$16.8	\$4.4	\$3.0	\$0.0	\$0.0	\$0.0	\$0.0	\$33.3
FHWA: TAP	\$1.5	\$1.5	\$1.5	\$1.5	\$1.5	\$1.5	\$1.5	\$1.5	\$1.5	\$1.5	\$15.0
FTA: SPR/PL	\$0.8	\$0.8	\$0.8	\$0.8	\$0.8	\$0.8	\$0.8	\$0.8	\$0.8	\$0.8	\$7.7
Transportation Trust Fund	\$47.6	\$56.6	\$41.3	\$46.8	\$49.8	\$51.2	\$29.3	\$29.3	\$29.3	\$29.3	\$410.7
<i>Total NJDOT</i>	<i>\$236.3</i>	<i>\$210.4</i>	<i>\$221.5</i>	<i>\$234.6</i>	<i>\$228.1</i>	<i>\$295.5</i>	<i>\$178.5</i>	<i>\$156.3</i>	<i>\$96.1</i>	<i>\$96.3</i>	<i>\$1,953.5</i>

Table 8*Page 2 of 2***Delaware Valley Regional Planning Commission (DVRPC)****Distribution of Funds****(Note: Does not include expenditures from "Statewide" Programs within region)****NJDOT & NJ TRANSIT (\$ millions)**

Funding Category	FY 2014	FY 2015	FY 2016	FY 2017	FY 2018	FY 2019	FY 2020	FY 2021	FY 2022	FY 2023	FY 2014-2023
<u>NJTransit</u>											
FHWA: STP-DVRPC	\$16.0	\$16.0	\$16.0	\$16.0	\$16.0	\$0.0	\$0.0	\$0.0	\$0.0	\$0.0	\$80.0
FTA: New Freedom	\$0.0	\$0.0	\$0.0	\$0.0	\$0.0	\$0.0	\$0.0	\$0.0	\$0.0	\$0.0	\$0.0
FTA: Section 5307	\$46.5	\$46.7	\$45.9	\$46.1	\$46.1	\$46.4	\$46.4	\$46.4	\$46.4	\$46.4	\$463.5
FTA: Section 5307-TE	\$0.2	\$0.2	\$0.2	\$0.2	\$0.2	\$0.2	\$0.2	\$0.2	\$0.2	\$0.2	\$1.6
FTA: Section 5310	\$1.7	\$1.7	\$1.7	\$1.7	\$1.7	\$1.7	\$1.7	\$1.7	\$1.7	\$1.7	\$16.6
FTA: Section 5311	\$1.0	\$1.0	\$1.0	\$1.0	\$1.0	\$1.0	\$1.0	\$1.0	\$1.0	\$1.0	\$9.7
FTA: Section 5337	\$13.6	\$13.6	\$13.6	\$13.6	\$13.6	\$13.6	\$13.6	\$13.6	\$13.6	\$13.6	\$136.0
FTA: Section 5339/5307	\$2.8	\$2.8	\$2.8	\$2.8	\$2.8	\$2.8	\$2.8	\$2.8	\$2.8	\$2.8	\$28.0
Casino Revenue	\$4.7	\$4.7	\$4.7	\$4.7	\$4.7	\$4.7	\$4.7	\$4.7	\$4.7	\$4.7	\$46.8
Match Funds	\$2.8	\$2.8	\$2.8	\$2.8	\$2.8	\$2.8	\$2.8	\$2.8	\$2.8	\$2.8	\$28.3
Operating	\$1.0	\$1.0	\$1.0	\$1.0	\$1.0	\$1.0	\$1.0	\$1.0	\$1.0	\$1.0	\$9.9
Transportation Trust Fund	\$111.6	\$105.6	\$97.6	\$108.3	\$118.5	\$124.6	\$90.3	\$88.9	\$92.0	\$90.8	\$1,028.3
<u>Total NJTransit</u>	<i>\$201.8</i>	<i>\$196.0</i>	<i>\$187.2</i>	<i>\$198.1</i>	<i>\$208.3</i>	<i>\$198.8</i>	<i>\$164.5</i>	<i>\$163.0</i>	<i>\$166.1</i>	<i>\$164.9</i>	<i>\$1,848.6</i>
<u>Total</u>	<i>\$438.1</i>	<i>\$406.4</i>	<i>\$408.7</i>	<i>\$432.7</i>	<i>\$436.4</i>	<i>\$494.2</i>	<i>\$342.9</i>	<i>\$319.3</i>	<i>\$262.2</i>	<i>\$261.2</i>	<i>\$3,802.2</i>

Table 9*Page 1 of 2***South Jersey Transportation Planning Organization (SJTPO)****Distribution of Funds****(Note: Does not include expenditures from "Statewide" Programs within region)****NJDOT & NJ TRANSIT (\$ millions)**

Funding Category	FY 2014	FY 2015	FY 2016	FY 2017	FY 2018	FY 2019	FY 2020	FY 2021	FY 2022	FY 2023	FY 2014-2023
<u>NJDOT</u>											
FHWA: CMAQ	\$1.9	\$1.9	\$1.9	\$1.9	\$1.9	\$1.9	\$1.9	\$1.9	\$1.9	\$1.9	\$19.0
FHWA: NHPP	\$1.0	\$2.6	\$1.0	\$6.0	\$11.0	\$16.0	\$16.0	\$16.0	\$16.0	\$16.0	\$101.6
FHWA: Rail-Hwy Crossing	\$2.0	\$2.0	\$2.0	\$2.0	\$2.0	\$2.0	\$2.0	\$2.0	\$2.0	\$2.0	\$20.0
FHWA: Safety	\$1.4	\$1.4	\$1.4	\$1.4	\$1.4	\$1.4	\$1.4	\$1.4	\$1.4	\$1.4	\$13.9
FHWA: SPR/PL	\$0.9	\$0.9	\$0.9	\$0.9	\$0.9	\$0.9	\$0.9	\$0.9	\$0.9	\$0.9	\$9.4
FHWA: STP-SJTPO	\$0.5	\$0.6	\$0.5	\$0.6	\$0.5	\$0.6	\$0.5	\$0.6	\$0.5	\$0.6	\$5.9
FHWA: TAP	\$0.5	\$0.5	\$0.5	\$0.5	\$0.5	\$0.5	\$0.5	\$0.5	\$0.5	\$0.5	\$5.2
FTA: SPR/PL	\$0.4	\$0.4	\$0.4	\$0.4	\$0.4	\$0.4	\$0.4	\$0.4	\$0.4	\$0.4	\$4.3
Transportation Trust Fund	\$15.7	\$15.7	\$15.7	\$15.7	\$15.7	\$15.7	\$15.7	\$15.7	\$15.7	\$15.7	\$157.5
<i>Total NJDOT</i>	<i>\$24.5</i>	<i>\$26.1</i>	<i>\$24.5</i>	<i>\$29.6</i>	<i>\$34.5</i>	<i>\$39.6</i>	<i>\$39.5</i>	<i>\$39.6</i>	<i>\$39.5</i>	<i>\$39.6</i>	<i>\$336.7</i>

Table 9*Page 2 of 2***South Jersey Transportation Planning Organization (SJTPO)****Distribution of Funds****(Note: Does not include expenditures from "Statewide" Programs within region)****NJDOT & NJ TRANSIT (\$ millions)**

Funding Category	FY 2014	FY 2015	FY 2016	FY 2017	FY 2018	FY 2019	FY 2020	FY 2021	FY 2022	FY 2023	FY 2014-2023
<u>NJTransit</u>											
FHWA: STP-SJTPO	\$7.5	\$7.5	\$7.5	\$7.5	\$7.5	\$0.0	\$0.0	\$0.0	\$0.0	\$0.0	\$37.5
FTA: New Freedom	\$0.0	\$0.0	\$0.0	\$0.0	\$0.0	\$0.0	\$0.0	\$0.0	\$0.0	\$0.0	\$0.0
FTA: Section 5307	\$14.9	\$14.9	\$15.5	\$14.9	\$14.9	\$14.9	\$14.9	\$14.9	\$14.9	\$14.9	\$149.3
FTA: Section 5307-TE	\$0.0	\$0.0	\$0.0	\$0.0	\$0.0	\$0.0	\$0.0	\$0.0	\$0.0	\$0.0	\$0.5
FTA: Section 5310	\$0.5	\$0.5	\$0.5	\$0.5	\$0.5	\$0.5	\$0.5	\$0.5	\$0.5	\$0.5	\$5.0
FTA: Section 5311	\$0.3	\$0.3	\$0.3	\$0.3	\$0.3	\$0.3	\$0.3	\$0.3	\$0.3	\$0.3	\$2.9
FTA: Section 5337	\$2.2	\$2.2	\$2.2	\$2.2	\$2.2	\$2.2	\$2.2	\$2.2	\$2.2	\$2.2	\$22.0
FTA: Section 5339/5307	\$0.9	\$0.9	\$0.9	\$0.9	\$0.9	\$0.9	\$0.9	\$0.9	\$0.9	\$0.9	\$9.0
Casino Revenue	\$1.4	\$1.4	\$1.4	\$1.4	\$1.4	\$1.4	\$1.4	\$1.4	\$1.4	\$1.4	\$14.2
Match Funds	\$0.9	\$0.9	\$0.9	\$0.9	\$0.9	\$0.9	\$0.9	\$0.9	\$0.9	\$0.9	\$8.6
Operating	\$0.3	\$0.3	\$0.3	\$0.3	\$0.3	\$0.3	\$0.3	\$0.3	\$0.3	\$0.3	\$3.0
Transportation Trust Fund	\$16.4	\$14.8	\$12.8	\$16.2	\$19.4	\$22.6	\$22.4	\$22.1	\$23.3	\$23.1	\$193.1
<u>Total NJTransit</u>	<u>\$45.3</u>	<u>\$43.7</u>	<u>\$42.3</u>	<u>\$45.1</u>	<u>\$48.4</u>	<u>\$44.0</u>	<u>\$43.8</u>	<u>\$43.5</u>	<u>\$44.7</u>	<u>\$44.4</u>	<u>\$445.2</u>
<u>Total</u>	<u>\$69.7</u>	<u>\$69.8</u>	<u>\$66.8</u>	<u>\$74.6</u>	<u>\$82.8</u>	<u>\$83.6</u>	<u>\$83.3</u>	<u>\$83.1</u>	<u>\$84.2</u>	<u>\$84.0</u>	<u>\$781.8</u>

Table 10
Statewide Programs
Distribution of Funds
NJDOT (\$ millions)

Funding Category	FY 2014	FY 2015	FY 2016	FY 2017	FY 2018	FY 2019	FY 2020	FY 2021	FY 2022	FY 2023	FY 2014-2023
<u>NJDOT</u>											
FHWA: CMAQ	\$7.2	\$7.2	\$18.2	\$18.2	\$5.2	\$5.2	\$5.2	\$5.2	\$5.2	\$5.2	\$82.3
FHWA: Ferry	\$2.0	\$2.0	\$2.0	\$2.0	\$2.0	\$2.0	\$2.0	\$2.0	\$2.0	\$2.0	\$20.0
FHWA: High Priority	\$4.0	\$4.0	\$4.0	\$4.0	\$4.0	\$4.0	\$4.0	\$4.0	\$4.0	\$4.0	\$40.0
FHWA: NHPP	\$82.2	\$94.5	\$91.2	\$99.8	\$90.3	\$138.6	\$216.1	\$284.3	\$395.7	\$425.6	\$1,918.3
FHWA: Off System Bridge	\$8.1	\$8.1	\$8.1	\$8.1	\$8.1	\$8.1	\$8.1	\$8.1	\$8.1	\$8.1	\$81.0
FHWA: Other Funds	\$1.2	\$1.2	\$1.2	\$1.2	\$1.2	\$1.2	\$1.2	\$1.2	\$1.2	\$1.2	\$12.4
FHWA: Safety	\$16.2	\$15.7	\$15.7	\$15.7	\$15.7	\$15.7	\$15.7	\$15.7	\$15.7	\$15.7	\$157.4
FHWA: SPR/PL	\$19.1	\$19.1	\$19.1	\$19.1	\$19.1	\$19.1	\$19.1	\$19.1	\$19.1	\$19.1	\$191.4
FHWA: STP-Enhancement	\$7.2	\$2.9	\$0.0	\$0.0	\$0.0	\$0.0	\$0.0	\$0.0	\$0.0	\$0.0	\$10.2
FHWA: STP-Statewide	\$66.0	\$65.0	\$65.0	\$65.0	\$68.0	\$68.0	\$68.0	\$73.0	\$73.0	\$73.0	\$684.0
FHWA: TAP	\$0.0	\$0.0	\$7.2	\$7.2	\$7.2	\$7.2	\$7.2	\$7.2	\$7.2	\$7.2	\$57.9
Other Funds	\$1.8	\$0.0	\$0.0	\$0.0	\$0.0	\$0.0	\$0.0	\$0.0	\$0.0	\$0.0	\$1.8
Transportation Trust Fund	\$438.0	\$450.4	\$502.9	\$650.8	\$641.4	\$627.6	\$761.9	\$773.9	\$773.9	\$773.9	\$6,394.7
<i>Total NJDOT</i>	<i>\$653.1</i>	<i>\$670.2</i>	<i>\$734.8</i>	<i>\$891.2</i>	<i>\$862.3</i>	<i>\$896.8</i>	<i>\$1,108.7</i>	<i>\$1,193.9</i>	<i>\$1,305.2</i>	<i>\$1,335.1</i>	<i>\$9,651.3</i>
<i>Total</i>	<i>\$653.1</i>	<i>\$670.2</i>	<i>\$734.8</i>	<i>\$891.2</i>	<i>\$862.3</i>	<i>\$896.8</i>	<i>\$1,108.7</i>	<i>\$1,193.9</i>	<i>\$1,305.2</i>	<i>\$1,335.1</i>	<i>\$9,651.3</i>

Table 11

Page 1 of 2

NJDOT Multi-year Funded Federal Projects (\$ millions)

<i>PROJECT</i>	<i>MPO</i>	<i>Prior FYs</i>	<i>FY2014</i>	<i>FY2015</i>	<i>FY2016</i>	<i>FY2017</i>	<i>FY2018</i>	<i>FY2019</i>	<i>FY2020</i>	<i>FY2021</i>	<i>FY2022</i>	<i>FY2023</i>	<i>Total</i>
Construction - Federal Funds													
Automatic Traffic Management System (ATMS) (DB# 13303)	Statewide				\$13.000	\$13.000							\$26.000
Monmouth County Bridge S-31 (AKA Bingham Avenue Bridge) over Navesink River, CR 8A (DB# NS9603)	NJTPA							\$25.000	\$25.000				\$50.000
South Pemberton Road, CR 530, Phase 2 (DB# D9912A)	DVRPC		\$11.849	\$8.761	\$6.390								\$27.000
Route 3, Route 46, Valley Road and Notch/Rifle Camp Road Interchange, Contract A (DB# 059A)	NJTPA		\$15.358	\$24.892									\$40.250
Route 4, Hackensack River Bridge (DB# 02346)	NJTPA							\$17.000	\$16.000				\$33.000
Route 7, Kearny, Drainage Improvements (DB# 93186)	NJTPA						\$16.720	\$12.000					\$28.720
Route 18, Bridge over Route 1 (DB# FS09644)	NJTPA		\$10.000	\$14.800									\$24.800
Route 23, Bridge over Pequannock River / Hamburg Turnpike (DB# 08347)	NJTPA						\$15.830	\$15.000					\$30.830
Route 37, Mathis Bridge Eastbound over Barnegat Bay (DB# 06369)	NJTPA		\$37.142	\$31.428	\$10.430								\$79.000
Route 46, Passaic Avenue to Willowbrook Mall (DB# 9233B3)	NJTPA				\$13.400	\$10.000							\$23.400
Route 47, Grove St. to Route 130, Pavement (DB# 12305)	DVRPC					\$16.735	\$4.365						\$21.100
Route 54, Route 322 over Cape May Point Branch (DB# 01339)	SJTPO	\$8.195											\$8.195
Route 70, Route 38 to Cropwell Road (DB# 11338)	DVRPC							\$20.000	\$18.277				\$38.277
Route 72, East Road (DB# 94071A)	NJTPA		\$4.272	\$8.908									\$13.180
Route 72, Manahawkin Bay Bridges, Contract 2 (DB# 00357A)	NJTPA	\$91.207	\$14.777										\$105.984
Route 72, Manahawkin Bay Bridges, Contract 4 (DB# 00357C)	NJTPA				\$22.363	\$25.628	\$49.343	\$7.097					\$104.431
Route 76/676, Bridge Deck Replacements (DB# 11326)	DVRPC		\$30.322	\$4.763									\$35.085

Table 11

Page 2 of 2

NJDOT Multi-year Funded Federal Projects (\$ millions)

PROJECT	MPO	Prior FYs	FY2014	FY2015	FY2016	FY2017	FY2018	FY2019	FY2020	FY2021	FY2022	FY2023	Total
Route 80, WB, Pavement, Bergen & Passaic Counties (DB# 11415)	NJTPA						\$25.000	\$26.500					\$51.500
Route 130, Raccoon Creek Bridge Replacement and Pavement Rehabilitation (DB# 98344)	DVRPC			\$30.755	\$22.246								\$53.001
Route 206, Valley Road to Brown Avenue (DB# 780A)	NJTPA								\$25.500	\$25.000			\$50.500
Route 280, Route 21 Interchange Improvements (DB# 00314)	NJTPA			\$11.150	\$49.890	\$57.960							\$119.000
Route 287/78, I-287/202/206 Interchange Improvements (DB# 04389)	NJTPA								\$10.000	\$17.500			\$27.500
Route 295/42, Missing Moves, Bellmawr (DB# 355A)	DVRPC			\$21.735	\$28.975	\$40.000	\$59.380						\$150.090
Route 295/42/I-76, Direct Connection, Contract 2 (DB# 355C)	DVRPC	\$94.692	\$78.583	\$42.235									\$215.510
Route 295/42/I-76, Direct Connection, Contract 3 (DB# 355D)	DVRPC				\$60.000	\$70.000	\$63.000	\$37.000					\$230.000
Route 295/42/I-76, Direct Connection, Contract 4 (DB# 355E)	DVRPC							\$80.000	\$60.000	\$60.000			\$200.000
Construction - Federal Subtotal		\$194.1	\$149.0	\$170.7	\$213.0	\$231.0	\$239.7	\$287.5	\$182.8	\$118.5	\$0.0	\$0.0	\$1,786.4
Construction - Federal-Garvee Funds													
Route 52, Causeway Replacement, Contract A (DB# 244)	SJTPO	\$139.320											\$139.320
Construction - Federal-Garvee Subtotal		\$139.3	\$0.0	\$0.0	\$0.0	\$0.0	\$0.0	\$0.0	\$0.0	\$0.0	\$0.0	\$0.0	\$139.3
Construction - Federal-Other Funds													
North Avenue Corridor Improvement Project (NACI) (DB# 06318F)	NJTPA	\$4.440	\$59.066	\$45.000	\$45.000								\$153.506
Route 278, Goethals Bridge Replacement (DB# N1205)	NJTPA	\$80.000	\$310.000	\$310.000	\$705.000								\$1,405.000
Construction - Federal-Other Subtotal		\$84.4	\$369.1	\$355.0	\$750.0	\$0.0	\$0.0	\$0.0	\$0.0	\$0.0	\$0.0	\$0.0	\$1,558.5
Construction Total		\$417.9	\$518.1	\$525.7	\$963.0	\$231.0	\$239.7	\$287.5	\$182.8	\$118.5	\$0.0	\$0.0	\$3,484.2
Multi-year Funding Total		\$417.9	\$518.1	\$525.7	\$963.0	\$231.0	\$239.7	\$287.5	\$182.8	\$118.5	\$0.0	\$0.0	\$3,484.2

SJTPO - PROJECT SUMMARY
FY2014-2023

DBNUM	Project Name	County	MPO	Phase	Fund	2014	2015	2016	2017	2018	2019	2020	2021	2022	2023
S1116	Aetna Drive (CR 649), Head of River Road to Main Street	Atlantic	SJTPO	CON	STATE-SJTPO		\$0.80								
			SJTPO	DES	STATE-SJTPO	\$0.05									
S1112	Almond Road/Quigley Avenue/Park Avenue (CR 540), Salem County Line to Route 47 (Delsea Drive)	Cumberland	SJTPO	CON	STATE-SJTPO			\$0.50							
S0913	Brigantine Blvd., Sec. 1A, Repaving (CR 638)	Atlantic	SJTPO	CON	STATE-SJTPO		\$1.32								
			SJTPO	DES	STATE-SJTPO	\$0.05									
S0914	Brigantine Blvd., Sec. 1B, Repaving (CR 638)	Atlantic	SJTPO	CON	STATE-SJTPO			\$1.50							
			SJTPO	DES	STATE-SJTPO		\$0.05								
S1111	Broad Street/Mays Landing Road (CR 552S/CR 552), 7th	Cumberland	SJTPO	CON	STATE-SJTPO			\$1.00							
S1115	Cohansey-Friesburg Road (CR 635), Pecks Corner	Salem	SJTPO	CON	STATE-SJTPO	\$1.00									
S0610	Commissioners Pike (CR 581), Woodstown-Daretown	Salem	SJTPO	CON	STATE-SJTPO	\$1.00									
S0902	Corsons Tavern Road, Resurfacing (CR 628)	Cape May	SJTPO	CON	STP-SJ	\$1.75									
S1004	Corsons Tavern Road, Woodbine-Ocean View Rd. to New	Cape May	SJTPO	CON	STP-SJ		\$1.75								
S1303	Cumberland County FY 2014 Federal Road Program	Cumberland	SJTPO	CON	STATE-SJTPO	\$1.95									
S1204	Cumberland County Mill & Overlay Resurfacing Program	Cumberland	SJTPO	CON	STATE-SJTPO		\$2.22								
S1117	Jim Leeds Rd., College Drive to Pomona Road	Atlantic	SJTPO	CON	STATE-SJTPO			\$1.00							
			SJTPO	DES	STATE-SJTPO		\$0.05								
S0803	Landis Avenue, Myrtle Street to Boulevards, Resurfacing	Cumberland	SJTPO	CON	STP-SJ	\$0.63									
S1123	Landis Avenue, Phase II, West Avenue to the Boulevards	Cumberland	SJTPO	CON	STP-SJ		\$0.63								
S1122	Landis Avenue, Phase III, Coney Avenue to West Avenue	Cumberland	SJTPO	CON	STATE-SJTPO			\$0.67							
			SJTPO	DES	STATE-SJTPO		\$0.05								
S0915	Landis Avenue, Tuckahoe Road to Cumberland County	Atlantic	SJTPO	CON	STATE-SJTPO	\$1.80									
S1109	Maryland Avenue, Route 187 (Brigantine Blvd.) to Pacific	Atlantic	SJTPO	CON	STATE-SJTPO	\$1.08									
S1110	New Jersey Avenue (CR 621), Rambler Road (CR 621) to	Cape May	SJTPO	CON	STP-SJ			\$2.38							
S1107	North Main Road (CR 555), Park Avenue (CR 540) to	Cumberland	SJTPO	CON	STATE-SJTPO			\$0.75							
11422	Route 9, Meadowview Avenue to Garden State Parkway,	Atlantic	SJTPO	CON	NHPP			\$4.50							
S0103A	Route 9, Northfield Sidewalk Replacement	Atlantic	SJTPO	CON	CMAQ	\$1.60									
11425	Route 9, Route 109 to Parkway Drive, Pavement	Cape May	SJTPO	CON	STP			\$4.50							

SJTPO - PROJECT SUMMARY
FY2014-2023

DBNUM	Project Name	County	MPO	Phase	Fund	2014	2015	2016	2017	2018	2019	2020	2021	2022	2023
11337	Route 30, Elmwood Rd/Weymouth Rd (CR 623) to Haddon Ave.	Atlantic	SJTPO	CON	NHPP					\$17.27					
			SJTPO	DES	NHPP		\$1.70								
08371	Route 40, Atlantic County, Drainage	Atlantic	SJTPO	CON	NHPP					\$8.60					
			SJTPO	DES	NHPP		\$0.90								
			SJTPO	ROW	NHPP			\$1.00							
11421	Route 40, Bailey St (CR 616) to Route 77	Salem	SJTPO	CON	NHPP				\$17.15						
			SJTPO	DES	NHPP			\$1.00							
			SJTPO	PE	NHPP		\$1.00								
13330	Route 40, Corso Lane to Babcock Road	Atlantic	SJTPO	CON	STATE		\$5.16								
04308	Route 40, Woodstown Intersection Improvements	Salem	SJTPO	CON	NHPP				\$1.38						
			SJTPO	DES	NHPP	\$0.40									
			SJTPO	ROW	NHPP		\$0.25								
13331	Route 45, CR 653 to CR 616	Salem	SJTPO	CON	STATE		\$2.51								
13333	Route 47, CR 690 to Howard Street	Cumberland	SJTPO	CON	STATE		\$0.73								
2149F1	Route 47/347 and Route 49/50 Corridor Enhancement	Cape May	SJTPO	CON	CMAQ				\$5.40						
			SJTPO	ROW	CMAQ	\$0.20									
02310	Route 48, Layton Lake Dam	Salem	SJTPO	CON	STP		\$12.55								
13340	Route 49, at Salem River Bridge	Salem	SJTPO	CON	STATE	\$5.50									
95017	Route 49, Buckshutem Road, Intersection Improvements (CR 670)	Cumberland	SJTPO	CON	HSIP			\$5.80							
			SJTPO	DES	HSIP	\$0.85									
			SJTPO	ROW	HSIP	\$2.20									
11423	Route 49, Sarah Run Drive to Garrison Lane, Pavement	Cumberland	SJTPO	CON	STP					\$14.40					
11332	Route 50, Gibson Creek Road to Danenhauer Lane,	Atlantic	SJTPO	CON	STP	\$4.99									
244	Route 52, Causeway Replacement, Contract A	Cape May	SJTPO	CON	NHPP	\$14.90	\$14.90	\$14.90	\$8.90						
01339	Route 54, Route 322 over Cape May Point Branch	Atlantic	SJTPO	CON	NHPP	\$24.15									
11343	Route 55, NB Leaming Mill Road to New York Avenue	Cumberland	SJTPO	CON	NHPP		\$4.00								
11343A	Route 55, SB Schooner Landing Road to Sherman Avenue	Cumberland	SJTPO	CON	NHPP			\$4.16							
			SJTPO	DES	NHPP		\$0.80								
S1124	Route 56, Landis Avenue, Phase IV, Orchard Road (CR 628) to Moyer Street	Cumberland	SJTPO	CON	STATE-SJTPO				\$0.61						
			SJTPO	DES	STATE-SJTPO			\$0.05							
02313	Route 109, Garden State Parkway Intersection	Cape May	SJTPO	CON	OTHER	\$6.90									

SJTPO - PROJECT SUMMARY
FY2014-2023

DBNUM	Project Name	County	MPO	Phase	Fund	2014	2015	2016	2017	2018	2019	2020	2021	2022	2023
93216	Route 130, Hollywood Avenue (CR 618)	Salem	SJTPO	CON	NHPP				\$4.18						
			SJTPO	DES	NHPP	\$0.75									
			SJTPO	ROW	NHPP		\$0.50								
11414	Route 130, Plant Street to High Hill Road (CR 662)	Salem	SJTPO	CON	NHPP			\$6.46							
			SJTPO	DES	NHPP		\$0.50								
09331	Route 206, Bridge over Clarks Creek and Sleepers Brook	Atlantic	SJTPO	CON	NHPP			\$6.34							
			SJTPO	DES	NHPP	\$0.75									
			SJTPO	ROW	NHPP	\$0.20									
S044	SJTPO, Future Projects	Various	SJTPO	ERC	STATE	\$7.50	\$7.50	\$7.50	\$7.50	\$7.50					
			SJTPO	ERC	STP-SJ				\$2.38	\$2.38	\$9.88	\$9.88	\$9.88	\$9.88	\$9.88
09361	South Inlet Transportation Improvement Project	Atlantic	SJTPO	CON	STATE	\$1.50	\$1.50	\$1.50	\$1.50	\$1.50	\$1.50	\$1.50	\$1.50	\$1.50	\$1.50
S1113	Woodstown Road (CR 603), Commissioners Pike to Mannington	Salem	SJTPO	CON	STATE-SJTPO		\$1.22								
			SJTPO	DES	STATE-SJTPO	\$0.10									
S1114	Woodstown-Daretown Road (CR 615), Daretown Road to South Main Street	Salem	SJTPO	CON	STATE-SJTPO			\$1.60							
			SJTPO	DES	STATE-SJTPO		\$0.10								

SJTPO PROJECT SUMMARY
FY2014-2023

DBNUM	Project Name	COUNTY	MPO	PHASE	FUND	2014	2015	2016	2017	2018	2019	2020	2021	2022	2023
X242	Crash Reduction Program	Various	SJTPO	EC	HSIP	\$0.39	\$0.39	\$0.39	\$0.39	\$0.39	\$0.39	\$0.39	\$0.39	\$0.39	\$0.39
10347	Local Aid Consultant Services	Various	SJTPO	EC	STP-SJ		\$0.10		\$0.10		\$0.10		\$0.10		\$0.10
X065	Local CMAQ Initiatives	Various	SJTPO	EC	CMAQ	\$1.90	\$1.90	\$1.90	\$1.90	\$1.90	\$1.90	\$1.90	\$1.90	\$1.90	\$1.90
X41A1	Local County Aid, SJTPO	Various	SJTPO	ERC	STATE	\$9.53	\$9.53	\$9.53	\$9.53	\$9.53	\$9.53	\$9.53	\$9.53	\$9.53	\$9.53
X98A1	Local Municipal Aid, SJTPO	Various	SJTPO	ERC	STATE	\$6.21	\$6.21	\$6.21	\$6.21	\$6.21	\$6.21	\$6.21	\$6.21	\$6.21	\$6.21
06326	Local Project Development Support	Various	SJTPO	PLS	STP-SJ	\$0.28	\$0.28	\$0.28	\$0.28	\$0.28	\$0.28	\$0.28	\$0.28	\$0.28	\$0.28
04314	Local Safety/ High Risk Rural Roads	Various	SJTPO	ERC	HSIP	\$1.00	\$1.00	\$1.00	\$1.00	\$1.00	\$1.00	\$1.00	\$1.00	\$1.00	\$1.00
X30A	Metropolitan Planning	Various	SJTPO	PLS	PL	\$0.94	\$0.94	\$0.94	\$0.94	\$0.94	\$0.94	\$0.94	\$0.94	\$0.94	\$0.94
			SJTPO	PLS	PL-FTA	\$0.43	\$0.43	\$0.43	\$0.43	\$0.43	\$0.43	\$0.43	\$0.43	\$0.43	\$0.43
			SJTPO	PLS	STP-SJ	\$0.27	\$0.27	\$0.27	\$0.27	\$0.27	\$0.27	\$0.27	\$0.27	\$0.27	\$0.27
X35A1	Rail-Highway Grade Crossing Program,	Various	SJTPO	EC	RHC	\$2.00	\$2.00	\$2.00	\$2.00	\$2.00	\$2.00	\$2.00	\$2.00	\$2.00	\$2.00
99327A	Resurfacing, Federal	Various	SJTPO	ERC	NHPP				\$5.00	\$10.00	\$15.00	\$15.00	\$15.00	\$15.00	\$15.00
X107	Transportation Alternatives Program	Various	SJTPO	ERC	TAP	\$0.52	\$0.52	\$0.52	\$0.52	\$0.52	\$0.52	\$0.52	\$0.52	\$0.52	\$0.52

SJTPO PROJECT SUMMARY
FY2014-2023

DBNUM	Project Name	COUNTY	MPO	PHASE	FUND	2014	2015	2016	2017	2018	2019	2020	2021	2022	2023
X12	Acquisition of Right of Way	Various	Statewide	ROW	STATE	\$0.50	\$0.50	\$0.50	\$0.50	\$0.50	\$0.50	\$0.50	\$0.50	\$0.50	\$0.50
11344	ADA Curb Ramp Implementation	Various	Statewide	ERC	STP	\$0.50	\$0.50	\$0.50	\$0.50	\$0.50	\$0.50	\$0.50	\$0.50	\$0.50	\$0.50
08415	Airport Improvement Program	Various	Statewide	ERC	STATE	\$5.00	\$5.00	\$5.00	\$5.00	\$5.00	\$5.00	\$5.00	\$5.00	\$5.00	\$5.00
04311	Asbestos Surveys and Abatements	Various	Statewide	DES	STATE	\$0.50	\$0.50	\$0.50	\$0.50	\$0.50	\$0.50	\$0.50	\$0.50	\$0.50	\$0.50
13303	Automatic Traffic Management System (ATMS)	Various	Statewide	CON	CMAQ			\$13.00	\$13.00						
			Statewide	DES	CMAQ	\$2.00	\$2.00								
01335	Betterments, Dams	Various	Statewide	EC	STATE	\$0.35	\$0.35	\$0.35	\$0.35	\$0.35	\$0.35	\$0.35	\$0.35	\$0.35	\$0.35
X72B	Betterments, Roadway Preservation	Various	Statewide	EC	STATE	\$10.20	\$10.20	\$10.20	\$10.20	\$10.20	\$10.20	\$10.20	\$10.20	\$10.20	\$10.20
X72C	Betterments, Safety	Various	Statewide	EC	STATE	\$7.00	\$7.00	\$7.00	\$7.00	\$7.00	\$7.00	\$7.00	\$7.00	\$7.00	\$7.00
X185	Bicycle & Pedestrian Facilities/Accommodations	Various	Statewide	ERC	CMAQ	\$5.00	\$5.00	\$5.00	\$5.00	\$5.00	\$5.00	\$5.00	\$5.00	\$5.00	\$5.00
			Statewide	ERC	STATE	\$1.00	\$1.00	\$1.00	\$1.00	\$1.00	\$1.00	\$1.00	\$1.00	\$1.00	\$1.00
03304	Bridge Deck/Superstructure Replacement	Various	Statewide	ERC	NHPP	\$5.00	\$5.00	\$5.00	\$5.00	\$5.00	\$5.00	\$5.00	\$5.00	\$5.00	\$4.00
98315	Bridge Emergency Repair	Various	Statewide	EC	STATE	\$33.00	\$33.00	\$33.00	\$35.00	\$35.00	\$35.00	\$35.00	\$35.00	\$35.00	\$35.00
X07A	Bridge Inspection	Various	Statewide	EC	BRIDGE-OFF	\$8.10	\$8.10	\$8.10	\$8.10	\$8.10	\$8.10	\$8.10	\$8.10	\$8.10	\$8.10
			Statewide	EC	NHPP	\$10.85	\$10.85	\$10.85	\$10.85	\$10.85	\$10.85	\$10.85	\$10.85	\$10.85	\$10.85
			Statewide	EC	STP	\$9.45	\$9.45	\$9.45	\$9.45	\$9.45	\$9.45	\$9.45	\$9.45	\$9.45	\$9.45
X70	Bridge Management System	Various	Statewide	EC	STP	\$0.40	\$0.40	\$0.40	\$0.40	\$0.40	\$0.40	\$0.40	\$0.40	\$0.40	\$0.40
13323	Bridge Preventive Maintenance	Various	Statewide	EC	NHPP	\$13.00	\$13.00	\$13.00	\$13.00	\$13.00	\$15.00	\$15.00	\$15.00	\$15.00	\$15.00
			Statewide	EC	STATE	\$22.00	\$22.00	\$22.00	\$25.00	\$25.00	\$25.00	\$25.00	\$25.00	\$25.00	\$25.00
			Statewide	EC	STP	\$7.00	\$7.00	\$7.00	\$7.00	\$7.00	\$7.00	\$7.00	\$7.00	\$7.00	\$7.00
08381	Bridge Replacement, Future Projects	Various	Statewide	ERC	NHPP			\$3.82	\$16.28	\$6.74	\$47.07	\$129.63	\$197.82	\$302.65	\$340.05
			Statewide	ERC	STATE			\$21.34	\$66.78	\$52.74	\$34.25	\$164.34	\$172.64	\$168.44	\$165.14
98316	Bridge Scour Countermeasures	Various	Statewide	ERC	NHPP	\$0.50	\$0.50								
98319	Capital Contract Payment Audits	Various	Statewide	EC	STATE	\$1.50	\$1.50	\$1.50	\$1.50	\$1.50	\$1.50	\$1.50	\$1.50	\$1.50	\$1.50
02379	Congestion Relief, Intelligent	Various	Statewide	ERC	STATE	\$2.00	\$2.00	\$2.00	\$2.00	\$2.00	\$2.00	\$2.00	\$2.00	\$2.00	\$2.00
02378	Congestion Relief, Operational	Various	Statewide	EC	STATE	\$2.00	\$2.00	\$2.00	\$2.00	\$2.00	\$2.00	\$2.00	\$2.00	\$2.00	\$2.00
X180	Construction Inspection	Various	Statewide	EC	STATE	\$8.00	\$8.00	\$8.00	\$8.75	\$8.75	\$8.75	\$8.75	\$8.75	\$8.75	\$8.75
05304	Construction Program IT System	Various	Statewide	EC	STATE	\$0.90	\$0.50	\$0.50	\$0.70	\$0.70	\$0.70	\$0.70	\$0.70	\$0.70	\$0.70
99322A	Culvert Inspection Program, Locally-owned	Various	Statewide	EC	STATE	\$4.50	\$4.50	\$4.50	\$4.50	\$4.50	\$4.50	\$4.50	\$4.50	\$4.50	\$4.50
99322	Culvert Inspection Program, State-owned	Various	Statewide	EC	STATE	\$0.80	\$0.80	\$0.80	\$0.80	\$0.80	\$0.80	\$0.80	\$0.80	\$0.80	\$0.80
09316	Culvert Replacement Program	Various	Statewide	ERC	STATE	\$2.00	\$2.00	\$2.00	\$2.00	\$2.00	\$2.00	\$2.00	\$2.00	\$2.00	\$2.00
			Statewide	ERC	STP	\$1.00	\$1.00	\$1.00	\$1.00	\$1.00	\$1.00	\$1.00	\$1.00	\$1.00	\$1.00

SJTPO PROJECT SUMMARY
FY2014-2023

DBNUM	Project Name	COUNTY	MPO	PHASE	FUND	2014	2015	2016	2017	2018	2019	2020	2021	2022	2023
X142	DBE Supportive Services Program	Various	Statewide	EC	STP	\$0.25	\$0.25	\$0.25	\$0.25	\$0.25	\$0.25	\$0.25	\$0.25	\$0.25	\$0.25
X106	Design, Emerging Projects	Various	Statewide	DES	STATE	\$5.00	\$5.00	\$5.00	\$5.00	\$5.00	\$5.00	\$5.00	\$5.00	\$5.00	\$5.00
05342	Design, Geotechnical Engineering Tasks	Various	Statewide	DES	STATE	\$0.50		\$0.50		\$0.50		\$0.50		\$0.50	
X197	Disadvantaged Business Enterprise	Various	Statewide	EC	STP	\$0.10	\$0.10	\$0.10	\$0.10	\$0.10	\$0.10	\$0.10	\$0.10	\$0.10	\$0.10
X154D	Drainage Rehabilitation & Improvements	Various	Statewide	EC	STP	\$5.00	\$5.00	\$5.00	\$5.00	\$5.00	\$5.00	\$5.00	\$5.00	\$5.00	\$5.00
X154	Drainage Rehabilitation and Maintenance,	Various	Statewide	EC	STATE	\$9.55	\$9.55	\$9.55	\$9.55	\$9.55	\$12.00	\$12.00	\$12.00	\$12.00	\$12.00
X241	Electrical Facilities	Various	Statewide	EC	STATE	\$5.45	\$5.45	\$5.45	\$5.45	\$5.45	\$5.45	\$5.45	\$5.45	\$5.45	\$5.45
04324	Electrical Load Center Replacement,	Various	Statewide	ERC	STATE	\$2.00	\$2.00	\$2.00	\$4.00	\$4.00	\$4.00	\$4.00	\$4.00	\$4.00	\$4.00
X75	Environmental Investigations	Various	Statewide	EC	STATE	\$3.00	\$3.00	\$3.00	\$4.00	\$4.00	\$4.00	\$4.00	\$4.00	\$4.00	\$4.00
03309	Environmental Project Support	Various	Statewide	ERC	STATE	\$0.40	\$0.40	\$0.40	\$0.50	\$0.50	\$0.50	\$0.50	\$0.60	\$0.60	\$0.60
X15	Equipment (Vehicles, Construction, Safety)	Various	Statewide	EC	STATE	\$11.00	\$11.00	\$20.00	\$20.00	\$20.00	\$20.00	\$20.00	\$20.00	\$20.00	\$20.00
00377	Ferry Program	Various	Statewide	ERC	FBP	\$2.00	\$2.00	\$2.00	\$2.00	\$2.00	\$2.00	\$2.00	\$2.00	\$2.00	\$2.00
X34	Freight Program	Various	Statewide	EC	STATE	\$10.00	\$10.00	\$10.00	\$10.00	\$10.00	\$10.00	\$10.00	\$10.00	\$10.00	\$10.00
09388	Highway Safety Improvement Program	Various	Statewide	EC	HSIP	\$4.00	\$4.00	\$4.00	\$4.00	\$4.00	\$4.00	\$4.00	\$4.00	\$4.00	\$4.00
13304	Intelligent Transportation System Resource	Various	Statewide	EC	STP	\$4.00	\$3.00	\$3.00	\$3.00	\$3.00	\$3.00	\$3.00	\$3.00	\$3.00	\$3.00
98333	Intersection Improvement Program (Project Implementation)	Various	Statewide	ERC	HSIP	\$1.00	\$1.00	\$1.00	\$1.00	\$1.00	\$1.00	\$1.00	\$1.00	\$1.00	\$1.00
			Statewide	ERC	STATE				\$5.00	\$5.00	\$5.00	\$5.00	\$5.00	\$5.00	\$5.00
X151	Interstate Service Facilities	Various	Statewide	EC	STATE	\$0.10	\$0.10	\$0.10	\$0.10	\$0.10	\$0.10	\$0.10	\$0.10	\$0.10	\$0.10
13305	Job Order Contracting	Various	Statewide	EC	STP	\$2.40	\$2.40	\$2.40	\$2.40	\$2.40	\$2.40	\$2.40	\$2.40	\$2.40	\$2.40
X137	Legal Costs for Right of Way	Various	Statewide	EC	STATE	\$1.60	\$1.60	\$1.60	\$1.60	\$1.60	\$1.60	\$1.60	\$1.60	\$1.60	\$1.60
10347	Local Aid Consultant Services	Various	Statewide	EC	STATE	\$0.50									
06327	Local Aid Grant Management System	Various	Statewide	EC	STATE	\$0.10	\$0.10	\$0.10	\$0.10	\$0.10	\$0.10	\$0.10	\$0.10	\$0.10	\$0.10
X186	Local Aid, Infrastructure Fund	Various	Statewide	ERC	STATE	\$7.50	\$7.50	\$7.50	\$7.50	\$7.50	\$7.50	\$7.50	\$7.50	\$7.50	\$7.50
08387	Local Bridges, Future Needs	Various	Statewide	ERC	STATE	\$25.00	\$25.00	\$25.00	\$25.00	\$25.00	\$25.00	\$25.00	\$25.00	\$25.00	\$25.00
X98Z	Local Municipal Aid, Urban Aid	Various	Statewide	ERC	STATE	\$5.00	\$5.00	\$5.00	\$5.00	\$5.00	\$5.00	\$5.00	\$5.00	\$5.00	\$5.00
X196	Maintenance & Fleet Management System	Various	Statewide	EC	STATE	\$1.00	\$1.00	\$1.00	\$1.00	\$1.00	\$1.00	\$1.00	\$1.00	\$1.00	\$1.00
01309	Maritime Transportation System	Various	Statewide	EC	STATE	\$1.00	\$1.00	\$1.00	\$1.00	\$1.00	\$1.00	\$1.00	\$1.00	\$1.00	\$1.00
12367	Median Crossover Protection Contract #12	Various	Statewide	CON	NHPP		\$10.51								
07332	Minority and Women Workforce Training	Various	Statewide	EC	STATE	\$1.00	\$1.00	\$1.00	\$1.00	\$1.00	\$1.00	\$1.00	\$1.00	\$1.00	\$1.00
13306	Mobility and Systems Engineering Program	Various	Statewide	EC	NHPP	\$6.00	\$6.00	\$6.00	\$6.00	\$6.00	\$6.00	\$6.00	\$6.00	\$6.00	\$6.00
			Statewide	EC	STATE	\$0.70	\$0.70	\$0.70	\$0.70	\$0.70	\$0.70	\$0.70	\$0.70	\$0.70	\$0.70
			Statewide	EC	STP	\$5.50	\$5.50	\$5.50	\$5.50	\$5.50	\$5.50	\$5.50	\$5.50	\$5.50	\$5.50

SJTPO PROJECT SUMMARY
FY2014-2023

DBNUM	Project Name	COUNTY	MPO	PHASE	FUND	2014	2015	2016	2017	2018	2019	2020	2021	2022	2023
X233	Motor Vehicle Crash Record Processing	Various	Statewide	EC	STP	\$3.50	\$3.50	\$3.50	\$3.50	\$3.50	\$3.50	\$3.50	\$3.50	\$3.50	\$3.50
99372	Orphan Bridge Reconstruction	Various	Statewide	EC	STATE	\$1.50	\$1.50	\$1.50	\$1.50	\$2.00	\$2.00	\$2.00	\$2.00	\$2.00	\$2.00
X28B	Park and Ride/Transportation Demand	Various	Statewide	EC	STATE	\$1.00	\$1.00	\$1.00	\$1.00	\$1.00	\$1.00	\$1.00	\$1.00	\$1.00	\$1.00
X51	Pavement Preservation	Various	Statewide	EC	NHPP	\$4.00	\$4.00	\$4.00	\$4.00	\$4.00	\$5.00	\$5.00	\$5.00	\$5.00	\$5.00
			Statewide	EC	STP	\$2.00	\$2.00	\$2.00	\$2.00	\$2.00	\$2.00	\$2.00	\$2.00	\$2.00	\$2.00
06403	Pedestrian Safety Improvement Design	Various	Statewide	ERC	STATE	\$4.00	\$4.00	\$4.00	\$4.00	\$4.00	\$4.00	\$4.00	\$4.00	\$4.00	\$4.00
06401	Pedestrian Safety Improvement Program	Various	Statewide	EC	HSIP	\$1.00	\$0.50	\$0.50	\$0.50	\$0.50	\$0.50	\$0.50	\$0.50	\$0.50	\$0.50
X29	Physical Plant	Various	Statewide	ERC	STATE	\$7.00	\$7.00	\$7.00	\$7.00	\$7.00	\$7.00	\$7.00	\$7.00	\$7.00	\$7.00
X30	Planning and Research, Federal-Aid	Various	Statewide	PLS	SPR	\$19.14	\$19.14	\$19.14	\$19.14	\$19.14	\$19.14	\$19.14	\$19.14	\$19.14	\$19.14
			Statewide	PLS	STP	\$5.55	\$5.55	\$5.55	\$5.55	\$5.55	\$5.55	\$5.55	\$5.55	\$5.55	\$5.55
X140	Planning and Research, State	Various	Statewide	PLS	STATE	\$1.00	\$1.00	\$1.00	\$1.00	\$1.00	\$1.00	\$1.00	\$1.00	\$1.00	\$1.00
X135	Pre-Apprenticeship Training Program for	Various	Statewide	EC	STP	\$0.50	\$0.50	\$0.50	\$0.50	\$0.50	\$0.50	\$0.50	\$0.50	\$0.50	\$0.50
X10	Program Implementation Costs, NJDOT	Various	Statewide	EC	STATE	\$97.00	\$97.00	\$97.00	\$107.00	\$110.00	\$110.00	\$113.50	\$116.90	\$120.40	\$124.00
10344	Project Development: Concept	Various	Statewide	CD	STATE	\$5.00	\$5.00	\$5.00	\$5.00	\$5.00	\$5.00	\$5.00	\$5.00	\$5.00	\$5.00
05341	Project Enhancements	Various	Statewide	EC	STATE	\$0.10	\$0.10	\$0.10	\$0.10	\$0.10	\$0.10	\$0.10	\$0.10	\$0.10	\$0.10
X35A	Rail-Highway Grade Crossing Program,	Various	Statewide	CON	STATE	\$4.40	\$4.60	\$4.80	\$5.00	\$5.20	\$5.40	\$5.60	\$5.80	\$6.00	\$6.20
99409	Recreational Trails Program	Various	Statewide	ERC	RTP	\$1.24	\$1.24	\$1.24	\$1.24	\$1.24	\$1.24	\$1.24	\$1.24	\$1.24	\$1.24
X144	Regional Action Program	Various	Statewide	EC	STATE	\$1.50	\$0.50	\$0.50	\$0.50	\$0.50	\$2.00	\$2.00	\$2.00	\$2.00	\$2.00
X03A	Restriping Program & Line Reflectivity	Various	Statewide	EC	STP	\$15.00	\$15.00	\$15.00	\$15.00	\$15.00	\$15.00	\$15.00	\$15.00	\$15.00	\$15.00
X03E	Resurfacing Program	Various	Statewide	EC	STATE	\$75.00	\$75.00	\$75.00	\$125.00	\$125.00	\$125.00	\$125.00	\$125.00	\$125.00	\$125.00
99327A	Resurfacing, Federal	Various	Statewide	ERC	NHPP	\$8.00	\$8.00	\$8.00	\$8.00	\$8.00	\$8.00	\$8.00	\$8.00	\$8.00	\$8.00
			Statewide	ERC	STATE			\$30.00	\$30.00	\$30.00	\$30.00	\$30.00	\$30.00	\$30.00	\$30.00
05339	Right of Way Database/Document	Various	Statewide	EC	STATE	\$0.10	\$0.10	\$0.10							
05340	Right of Way Full-Service Consultant Term Agreements	Various	Statewide	ROW	STATE	\$0.05	\$0.05	\$0.05	\$0.05	\$0.05	\$0.05	\$0.05	\$0.05	\$0.05	\$0.05
			Statewide	ROW	STP	\$0.10	\$0.10	\$0.10	\$0.10	\$0.10	\$0.10	\$0.10	\$0.10	\$0.10	\$0.10
04313	Safe Corridors Program (Project	Various	Statewide	ERC	HSIP	\$2.50	\$2.50	\$2.50	\$2.50	\$2.50	\$2.50	\$2.50	\$2.50	\$2.50	\$2.50
99358	Safe Routes to School Program	Various	Statewide	ERC	HSIP	\$5.59	\$5.59	\$5.59	\$5.59	\$5.59	\$5.59	\$5.59	\$5.59	\$5.59	\$5.59
06402	Safe Streets to Transit Program	Various	Statewide	EC	STATE	\$1.00	\$1.00	\$1.00	\$1.00	\$1.00	\$1.00	\$1.00	\$1.00	\$1.00	\$1.00
13307	Salt Storage Facilities - Statewide	Various	Statewide	ERC	STATE	\$4.50									
X239	Sign Structure Inspection Program	Various	Statewide	EC	STATE	\$1.60	\$1.60	\$1.60	\$1.60	\$1.60	\$1.60	\$1.60	\$1.60	\$1.60	\$1.60
X239A	Sign Structure Rehabilitation/Replacement	Various	Statewide	ERC	STP	\$2.00	\$2.00	\$2.00	\$2.00	\$5.00	\$5.00	\$5.00	\$10.00	\$10.00	\$10.00
X39	Signs Program, Statewide	Various	Statewide	EC	STATE	\$2.00	\$2.00	\$2.00	\$2.00	\$2.00	\$3.00	\$3.00	\$3.00	\$3.00	\$3.00
X150	State Police Enforcement and Safety	Various	Statewide	EC	STATE	\$3.50	\$3.50	\$3.50	\$3.50	\$3.50	\$3.50	\$3.50	\$3.50	\$3.50	\$3.50

SJTPO PROJECT SUMMARY
FY2014-2023

DBNUM	Project Name	COUNTY	MPO	PHASE	FUND	2014	2015	2016	2017	2018	2019	2020	2021	2022	2023
13308	Statewide Traffic Operations and Support Program	Various	Statewide	EC	NHPP	\$21.95	\$23.75	\$23.75	\$23.75	\$23.75	\$23.75	\$23.75	\$23.75	\$23.75	\$23.75
			Statewide	EC	OTHER	\$1.80									
14300	Title VI and Nondiscrimination Supporting	Various	Statewide	EC	STATE		\$0.15	\$0.15	\$0.15	\$0.15	\$0.15	\$0.15	\$0.15	\$0.15	\$0.15
X66	Traffic Monitoring Systems	Various	Statewide	EC	NHPP			\$3.90			\$5.00			\$6.50	
			Statewide	PLS	NHPP	\$12.91	\$12.91	\$12.91	\$12.91	\$12.91	\$12.91	\$12.91	\$12.91	\$12.91	\$12.91
			Statewide	PLS	STATE	\$1.00	\$1.00	\$1.00	\$1.00	\$1.00	\$1.00	\$1.00	\$1.00	\$1.00	\$1.00
X47	Traffic Signal Replacement	Various	Statewide	EC	HSIP	\$0.50	\$0.50	\$0.50	\$0.50	\$0.50	\$0.50	\$0.50	\$0.50	\$0.50	\$0.50
			Statewide	EC	STATE	\$9.11	\$9.11	\$9.11	\$9.11	\$9.11	\$9.11	\$9.11	\$9.11	\$9.11	\$9.11
			Statewide	EC	STP	\$0.50	\$0.50	\$0.50	\$0.50	\$0.50	\$0.50	\$0.50	\$0.50	\$0.50	\$0.50
X244	Training and Employee Development	Various	Statewide	EC	STP	\$1.00	\$1.00	\$1.00	\$1.00	\$1.00	\$1.00	\$1.00	\$1.00	\$1.00	\$1.00
01316	Transit Village Program	Various	Statewide	EC	STATE	\$1.00	\$1.00	\$1.00	\$1.00	\$1.00	\$1.00	\$1.00	\$1.00	\$1.00	\$1.00
X107	Transportation Alternatives Program	Various	Statewide	ERC	STP-TE	\$7.24	\$2.93								
			Statewide	ERC	TAP			\$7.24	\$7.24	\$7.24	\$7.24	\$7.24	\$7.24	\$7.24	\$7.24
02393	Transportation and Community System	Various	Statewide	ERC	TCSP	\$4.00	\$4.00	\$4.00	\$4.00	\$4.00	\$4.00	\$4.00	\$4.00	\$4.00	\$4.00
X43	Transportation Demand Management	Various	Statewide	PLS	CMAQ	\$0.23	\$0.23	\$0.23	\$0.23	\$0.23	\$0.23	\$0.23	\$0.23	\$0.23	\$0.23
04364	Transportation Safety Resource Center	Various	Statewide	EC	HSIP	\$1.60	\$1.60	\$1.60	\$1.60	\$1.60	\$1.60	\$1.60	\$1.60	\$1.60	\$1.60
X11	Unanticipated Design, Right of Way and	Various	Statewide	ERC	STATE	\$22.28	\$41.21	\$32.71	\$61.00	\$61.00	\$61.00	\$61.00	\$61.00	\$61.00	\$61.00
X101	Underground Exploration for Utility	Various	Statewide	EC	STATE	\$0.20	\$0.20	\$0.20	\$0.20	\$0.20	\$0.20	\$0.20	\$0.20	\$0.20	\$0.20
X126	University Transportation Research	Various	Statewide	EC	STATE	\$0.50	\$0.50	\$0.50	\$1.00	\$1.50	\$1.50	\$1.50	\$2.00	\$2.00	\$2.00
X182	Utility Reconnaissance and Relocation	Various	Statewide	EC	STATE	\$2.00	\$2.00	\$2.00	\$2.00	\$2.00	\$2.00	\$2.00	\$2.00	\$2.00	\$2.00
X199	Youth Employment and TRAC Programs	Various	Statewide	EC	STP	\$0.25	\$0.25	\$0.25	\$0.25	\$0.25	\$0.25	\$0.25	\$0.25	\$0.25	\$0.25

SJTPO PROJECT SUMMARY
FY2014-2023

DBNUM	Project Name	COUNTY	MPO	PHASE	FUND	2014	2015	2016	2017	2018	2019	2020	2021	2022	2023
T143	ADA--Platforms/Stations	Various	NJTPA	ERC	STATE	\$0.91	\$0.91	\$0.91	\$0.91	\$0.91	\$1.00	\$1.00	\$1.00	\$1.00	\$1.00
T05	Bridge and Tunnel Rehabilitation	Various	DVRPC	ERC	STATE	\$1.19	\$1.19	\$1.19	\$1.00	\$1.00	\$1.44	\$1.44	\$1.44	\$1.44	\$1.44
			NJTPA	ERC	STATE	\$28.86	\$18.96	\$22.06	\$34.08	\$32.07	\$22.88	\$22.88	\$22.88	\$22.88	\$22.88
			SJTPO	ERC	STATE	\$0.25	\$0.25	\$0.25	\$0.21	\$0.21	\$0.30	\$0.30	\$0.30	\$0.30	\$0.30
T32	Building Capital Leases	Various	DVRPC	CAP	STATE	\$1.31	\$1.31	\$1.31	\$1.31						
			NJTPA	CAP	STATE	\$3.99	\$3.99	\$3.99	\$3.99						
			SJTPO	CAP	STATE	\$0.40	\$0.40	\$0.40	\$0.40						
T111	Bus Acquisition Program	Various	DVRPC	CAP	SECT 5339/5307	\$0.80	\$0.80	\$0.25							
			DVRPC	CAP	STATE	\$29.57	\$18.71	\$11.61	\$26.00	\$37.37	\$36.60	\$34.50	\$34.50	\$39.68	\$39.68
			NJTPA	CAP	SECT 5339/5307	\$5.40	\$1.45	\$0.75							
			NJTPA	CAP	STATE	\$90.01	\$56.95	\$35.35	\$79.13	\$113.73	\$111.40	\$105.00	\$105.00	\$120.78	\$120.78
			SJTPO	CAP	SECT 5339/5307	\$0.90	\$0.90	\$0.08							
			SJTPO	CAP	STATE	\$9.00	\$5.69	\$3.53	\$7.91	\$11.37	\$11.14	\$10.50	\$10.50	\$12.08	\$12.08
T06	Bus Passenger Facilities/Park and Ride	Various	DVRPC	ERC	STATE	\$0.18	\$0.18	\$0.18	\$0.18	\$0.18	\$0.18	\$0.18	\$0.18	\$0.18	\$0.18
			NJTPA	ERC	STATE	\$2.56	\$0.56	\$0.56	\$0.56	\$0.56	\$0.56	\$0.56	\$0.56	\$0.56	\$0.56
			SJTPO	ERC	STATE	\$0.06	\$0.06	\$0.06	\$0.06	\$0.06	\$0.06	\$0.06	\$0.06	\$0.06	\$0.06
T08	Bus Support Facilities and Equipment	Various	DVRPC	ERC	SECT 5339/5307			\$2.55	\$2.80	\$2.80	\$2.80	\$2.80	\$2.80	\$2.80	\$2.80
			DVRPC	ERC	STATE	\$0.58	\$1.94	\$1.26	\$0.56	\$0.56	\$1.48	\$1.48	\$1.48	\$1.48	\$1.48
			NJTPA	ERC	SECT 5339/5307	\$2.25	\$1.30								
			NJTPA	ERC	STATE	\$1.81	\$5.90	\$3.85	\$5.70	\$5.70	\$4.50	\$4.50	\$4.50	\$4.50	\$4.50
			SJTPO	ERC	SECT 5339/5307			\$0.83	\$0.90	\$0.90	\$0.90	\$0.90	\$0.90	\$0.90	\$0.90
			SJTPO	ERC	STATE	\$0.18	\$0.59	\$0.38	\$0.17	\$0.17	\$0.45	\$0.45	\$0.45	\$0.45	\$0.45
T09	Bus Vehicle and Facility Maintenance/Capital Maintenance	Various	DVRPC	EC	STATE						\$8.03	\$8.03	\$8.03	\$8.03	\$8.03
			NJTPA	EC	STATE						\$24.43	\$24.43	\$24.43	\$24.43	\$24.43
			SJTPO	EC	STATE	\$0.80	\$0.80	\$0.80	\$0.80	\$0.80	\$2.44	\$2.44	\$2.44	\$2.44	\$2.44
T68	Capital Program Implementation	Various	DVRPC	ERC	STATE	\$4.94	\$4.94	\$4.94	\$4.94	\$4.94	\$4.94	\$4.94	\$4.94	\$4.94	\$4.94
			NJTPA	ERC	STATE	\$15.03	\$15.03	\$15.03	\$15.03	\$15.03	\$15.03	\$15.03	\$15.03	\$15.03	\$15.03
			SJTPO	ERC	STATE	\$1.50	\$1.50	\$1.50	\$1.50	\$1.50	\$1.50	\$1.50	\$1.50	\$1.50	\$1.50
T515	Casino Revenue Fund	Various	DVRPC	CAP	CASINO REVENUE	\$4.68	\$4.68	\$4.68	\$4.68	\$4.68	\$4.68	\$4.68	\$4.68	\$4.68	\$4.68
			NJTPA	CAP	CASINO REVENUE	\$14.24	\$14.24	\$14.24	\$14.24	\$14.24	\$14.24	\$14.24	\$14.24	\$14.24	\$14.24
			SJTPO	CAP	CASINO REVENUE	\$1.42	\$1.42	\$1.42	\$1.42	\$1.42	\$1.42	\$1.42	\$1.42	\$1.42	\$1.42
T13	Claims support	Various	DVRPC	EC	STATE	\$0.46	\$0.46	\$0.46	\$0.46	\$0.46	\$0.46	\$0.46	\$0.46	\$0.46	\$0.46
			NJTPA	EC	STATE	\$1.40	\$1.40	\$1.40	\$1.40	\$1.40	\$1.40	\$1.40	\$1.40	\$1.40	\$1.40
			SJTPO	EC	STATE	\$0.14	\$0.14	\$0.14	\$0.14	\$0.14	\$0.14	\$0.14	\$0.14	\$0.14	\$0.14
T170	Cumberland County Bus Program	Cumberland	SJTPO	CAP	SECT 5307	\$1.02	\$1.02	\$1.02	\$1.02	\$1.02	\$1.02	\$1.02	\$1.02	\$1.02	\$1.02

SJTPO PROJECT SUMMARY
FY2014-2023

DBNUM	Project Name	COUNTY	MPO	PHASE	FUND	2014	2015	2016	2017	2018	2019	2020	2021	2022	2023
T16	Environmental Compliance	Various	DVRPC	ERC	STATE	\$0.69	\$0.69	\$0.69	\$0.69	\$0.69	\$0.69	\$0.69	\$0.69	\$0.69	\$0.69
			NJTPA	ERC	STATE	\$2.10	\$2.10	\$2.10	\$2.10	\$2.10	\$2.10	\$2.10	\$2.10	\$2.10	\$2.10
			SJTPO	ERC	STATE	\$0.21	\$0.21	\$0.21	\$0.21	\$0.21	\$0.21	\$0.21	\$0.21	\$0.21	\$0.21
T87	Hudson-Bergen LRT System	Hudson	NJTPA	ERC	CMAQ	\$47.00	\$13.00								
			NJTPA	ERC	STATE	\$7.01	\$7.01	\$7.01	\$7.01	\$7.01	\$7.01	\$7.01	\$7.01	\$7.01	\$7.01
T20	Immediate Action Program	Various	DVRPC	ERC	STATE	\$2.23	\$2.27	\$2.32	\$2.37	\$2.42	\$2.47	\$2.53	\$2.59	\$2.65	\$2.65
			NJTPA	ERC	STATE	\$8.33	\$8.44	\$8.58	\$8.73	\$8.89	\$9.06	\$9.22	\$9.40	\$9.58	\$9.58
			SJTPO	ERC	STATE	\$0.67	\$0.68	\$0.69	\$0.71	\$0.73	\$0.74	\$0.76	\$0.78	\$0.79	\$0.79
T905	Interoperational Communications	Various	NJTPA		SECT 5324	\$0.00									
T199	Job Access and Reverse Commute Program	Various	DVRPC	SWI	MATCH	\$0.99	\$0.99	\$0.99	\$0.99	\$0.99	\$0.99	\$0.99	\$0.99	\$0.99	\$0.99
			DVRPC	SWI	OPER	\$0.99	\$0.99	\$0.99	\$0.99	\$0.99	\$0.99	\$0.99	\$0.99	\$0.99	\$0.99
			NJTPA	SWI	MATCH	\$3.01	\$3.01	\$3.01	\$3.01	\$3.01	\$3.01	\$3.01	\$3.01	\$3.01	\$3.01
			NJTPA	SWI	OPER	\$3.01	\$3.01	\$3.01	\$3.01	\$3.01	\$3.01	\$3.01	\$3.01	\$3.01	\$3.01
			SJTPO	SWI	MATCH	\$0.30	\$0.30	\$0.30	\$0.30	\$0.30	\$0.30	\$0.30	\$0.30	\$0.30	\$0.30
			SJTPO	SWI	OPER	\$0.30	\$0.30	\$0.30	\$0.30	\$0.30	\$0.30	\$0.30	\$0.30	\$0.30	\$0.30
T535	Lackawanna Cutoff MOS Project	Morris	NJTPA	ERC	SECT 5307	\$1.71	\$10.11								
			NJTPA	ERC	STATE	\$5.29	\$3.89	\$2.00	\$1.00						
T95	Light Rail Infrastructure Improvements	Various	DVRPC	ERC	STATE	\$2.50	\$2.65	\$3.25	\$2.00	\$2.00	\$2.30	\$2.30	\$2.30	\$2.30	\$2.30
			NJTPA	ERC	STATE	\$3.53	\$4.38	\$9.03	\$5.28	\$5.28	\$4.98	\$4.98	\$4.98	\$4.98	\$4.98
T904	Light Rail Resiliency	Various	NJTPA		SECT 5324	\$0.00									
T550	Light Rail Vehicle Rolling Stock	Various	NJTPA	ERC	SECT 5307	\$27.74	\$27.61	\$17.33							
			NJTPA	ERC	STATE	\$15.42									
T53E	Locomotive Overhaul	Various	DVRPC	CAP	STATE	\$1.38	\$2.54	\$1.21	\$1.70	\$0.30	\$0.30	\$0.30	\$0.30	\$0.30	\$0.30
			NJTPA	CAP	STATE	\$16.10	\$31.12	\$21.39	\$27.02	\$4.70	\$4.70	\$4.70	\$4.70	\$4.70	\$4.70
			SJTPO	CAP	STATE	\$0.08	\$0.22	\$0.26	\$0.36	\$0.06	\$0.06	\$0.06	\$0.06	\$0.06	\$0.06
T610	Lyndhurst Intermodal ADA Improvements	Bergen	NJTPA	ERC	SECT 5307-TAP	\$2.00	\$2.00	\$2.00	\$2.00	\$2.00					
			NJTPA	ERC	STP-TE	\$0.50									
T901	Meadows Maintenance Complex	Various	NJTPA		SECT 5324	\$0.00									
T122	Miscellaneous	Various	DVRPC	ERC	STATE	\$0.12	\$0.12	\$0.12	\$0.12	\$0.12	\$0.12	\$0.12	\$0.12	\$0.12	\$0.12
			NJTPA	ERC	STATE	\$0.35	\$0.35	\$0.35	\$0.35	\$0.35	\$0.35	\$0.35	\$0.35	\$0.35	\$0.35
			SJTPO	ERC	STATE	\$0.04	\$0.04	\$0.04	\$0.04	\$0.04	\$0.04	\$0.04	\$0.04	\$0.04	\$0.04
T600	NEC Elizabeth Intermodal Station Improvements	Union	NJTPA	ERC	SECT 5307	\$11.50	\$3.35	\$6.28	\$5.00						
			NJTPA	ERC	SECT 5339/5307	\$2.90	\$5.80	\$8.18	\$5.50						
T44	NEC Improvements	Various	DVRPC	ERC	STATE	\$1.04	\$1.70	\$1.70	\$3.20	\$3.00	\$2.75	\$9.75	\$9.75	\$9.75	\$9.75
			NJTPA	ERC	STATE	\$31.46	\$94.93	\$102.74	\$132.52	\$118.71	\$105.44	\$87.75	\$87.75	\$87.75	\$87.75

SJTPO PROJECT SUMMARY
FY2014-2023

DBNUM	Project Name	COUNTY	MPO	PHASE	FUND	2014	2015	2016	2017	2018	2019	2020	2021	2022	2023
T81	NEC Newark Intermodal	Essex	NJTPA	ERC	SECT 5307	\$3.30	\$4.00		\$8.05	\$17.54					
			NJTPA	ERC	SECT 5307-TAP						\$2.00	\$2.00	\$2.00	\$2.00	\$2.00
			NJTPA	ERC	STATE			\$4.80							
			NJTPA	ERC	STP-TE		\$0.50	\$0.50	\$0.50	\$1.00	\$1.00	\$1.00	\$1.00	\$1.00	\$1.00
T539	NEC Portal Bridge	Hudson	NJTPA	ERC	STATE	\$10.00	\$6.00	\$4.00							
T552	New Freedom Program	Various	DVRPC		NEW FREEDOM	\$0.00									
			NJTPA		NEW FREEDOM	\$0.00									
			SJTPO		NEW FREEDOM	\$0.00									
T28	Newark Light Rail Improvements	Essex	NJTPA	ERC	SECT 5339/5307			\$2.62	\$8.10	\$13.60	\$13.60	\$13.60	\$13.60	\$13.60	\$13.60
T906	NJ TRANSIT System Repairs/Restoration	Various	NJTPA		SECT 5324	\$0.00									
T55	Other Rail Station/Terminal Improvements	Various	DVRPC	ERC	STATE	\$0.16	\$0.16	\$0.16	\$0.16	\$0.16	\$2.51	\$2.51	\$2.51	\$2.51	\$2.51
			NJTPA	ERC	STATE	\$6.81	\$5.51	\$9.51	\$2.61	\$2.61	\$39.77	\$39.77	\$39.77	\$39.77	\$39.77
			SJTPO	ERC	STATE	\$0.03	\$0.03	\$0.03	\$0.03	\$0.03	\$0.53	\$0.53	\$0.53	\$0.53	\$0.53
T620	Perth Amboy Intermodal ADA Improvements	Middlesex	NJTPA	ERC	SECT 5307	\$4.75	\$4.05	\$13.05	\$5.20						
			NJTPA	ERC	SECT 5339/5307	\$3.05	\$5.05	\$2.05							
			NJTPA	ERC	STATE			\$2.00	\$2.80						
			NJTPA	ERC	STP-TE	\$0.50	\$0.50	\$0.50	\$0.50						
T121	Physical Plant	Various	DVRPC	ERC	STATE	\$0.38	\$0.38	\$0.38	\$0.38	\$0.38	\$0.38	\$0.38	\$0.38	\$0.38	\$0.38
			NJTPA	ERC	STATE	\$1.17	\$1.17	\$1.17	\$1.17	\$1.17	\$1.17	\$1.17	\$1.17	\$1.17	\$1.17
			SJTPO	ERC	STATE	\$0.12	\$0.12	\$0.12	\$0.12	\$0.12	\$0.12	\$0.12	\$0.12	\$0.12	\$0.12
T135	Preventive Maintenance-Bus	Various	DVRPC	CAP	SECT 5307	\$22.62	\$22.63	\$22.63	\$38.32	\$38.32	\$37.40	\$37.40	\$37.40	\$37.40	\$37.40
			DVRPC	CAP	STP-STU	\$16.00	\$16.00	\$16.00	\$16.00	\$16.00					
			NJTPA	CAP	SECT 5307	\$68.86	\$68.89	\$68.90	\$81.30	\$81.31	\$78.51	\$78.51	\$78.50	\$78.51	\$78.51
			NJTPA	CAP	STP	\$33.50	\$33.50	\$33.50							
			NJTPA	CAP	STP-NJ	\$20.00	\$20.00	\$20.00	\$20.00	\$20.00					
			SJTPO	CAP	SECT 5307	\$6.89	\$6.89	\$6.89	\$12.23	\$12.23	\$11.95	\$11.95	\$11.95	\$11.95	\$11.95
			SJTPO	CAP	STP-SJ	\$7.50	\$7.50	\$7.50	\$7.50	\$7.50					
T39	Preventive Maintenance-Rail	Various	DVRPC	CAP	SECT 5307	\$1.81	\$1.81	\$1.81	\$4.68	\$4.69	\$4.68	\$4.68	\$4.68	\$4.68	\$4.68
			DVRPC	CAP	SECT 5337	\$13.60	\$13.60	\$13.60	\$13.60	\$13.60	\$13.60	\$13.60	\$13.60	\$13.60	\$13.60
			NJTPA	CAP	SECT 5307	\$28.72	\$28.72	\$28.72	\$74.29	\$74.34	\$74.29	\$74.29	\$74.29	\$74.30	\$74.30
			NJTPA	CAP	SECT 5337	\$138.70	\$138.70	\$138.70	\$138.70	\$138.70	\$138.70	\$138.70	\$138.70	\$138.70	\$138.70
			NJTPA	CAP	STP	\$49.00	\$49.00	\$49.00							
			NJTPA	CAP	STP-NJ	\$50.50	\$50.50	\$50.50	\$50.50	\$50.50					
			SJTPO	CAP	SECT 5307	\$0.38	\$0.38	\$0.38	\$0.99	\$0.99	\$0.99	\$0.99	\$0.99	\$0.99	\$0.99
			SJTPO	CAP	SECT 5337	\$2.20	\$2.20	\$2.20	\$2.20	\$2.20	\$2.20	\$2.20	\$2.20	\$2.20	\$2.20

SJTPO PROJECT SUMMARY
FY2014-2023

DBNUM	Project Name	COUNTY	MPO	PHASE	FUND	2014	2015	2016	2017	2018	2019	2020	2021	2022	2023
T106	Private Carrier Equipment Program	Various	NJTPA	CAP	STATE	\$3.00	\$3.00	\$3.00	\$3.00	\$3.00	\$3.00	\$3.00	\$3.00	\$3.00	\$3.00
T34	Rail Capital Maintenance	Various	DVRPC	CAP	STATE						\$3.74	\$3.74	\$3.74	\$3.74	\$3.74
			NJTPA	CAP	STATE						\$59.36	\$59.36	\$59.36	\$59.36	\$59.36
			SJTPO	CAP	STATE						\$0.79	\$0.79	\$0.79	\$0.79	\$0.79
T53G	Rail Fleet Overhaul	Various	DVRPC	CAP	STATE	\$2.68	\$1.07	\$1.04	\$0.06	\$0.88	\$0.06	\$0.06	\$0.06	\$0.06	\$0.06
			NJTPA	CAP	CMAQ									\$55.00	\$75.00
			NJTPA	CAP	STATE	\$28.19	\$15.16	\$13.32	\$0.93	\$13.94	\$0.93	\$25.93	\$50.93	\$70.93	\$91.93
			SJTPO	CAP	STATE	\$0.12	\$0.16	\$0.12	\$0.01	\$0.19	\$0.01	\$0.01	\$0.01	\$0.01	\$0.01
T903	Rail Infrastructure Resiliency	Various	NJTPA		SECT 5324	\$0.00									
T112	Rail Rolling Stock Procurement	Various	DVRPC	CAP	SECT 5307	\$21.99	\$22.19	\$20.74	\$2.79	\$2.79	\$2.79	\$2.79	\$2.79	\$1.23	
			DVRPC	CAP	STATE	\$0.77	\$0.74	\$0.76	\$0.64	\$0.72	\$0.56	\$0.06	\$0.06	\$0.06	\$0.06
			NJTPA	CAP	CMAQ	\$3.00	\$37.00	\$50.00	\$75.00	\$75.00	\$75.00	\$75.00	\$75.00	\$20.00	
			NJTPA	CAP	SECT 5307	\$71.47	\$73.19	\$76.22	\$44.28	\$44.24	\$44.19	\$44.21	\$44.17	\$19.43	
			NJTPA	CAP	STATE	\$12.22	\$12.54	\$12.02	\$36.60	\$11.51	\$8.88	\$0.99	\$0.99	\$0.99	\$0.99
			SJTPO	CAP	SECT 5307	\$6.60	\$6.60	\$7.10	\$0.59	\$0.59	\$0.59	\$0.59	\$0.59	\$0.26	
			SJTPO	CAP	STATE	\$0.16	\$0.16	\$0.16	\$0.14	\$0.15	\$0.12	\$0.01	\$0.01	\$0.01	\$0.01
T900	Rail Rolling Stock Resiliency	Various	NJTPA		SECT 5324	\$0.00									
T902	Rail Station Resiliency	Various	NJTPA		SECT 5324	\$0.00									
T37	Rail Support Facilities and Equipment	Various	DVRPC	ERC	SECT 5307						\$1.30	\$1.30	\$1.30	\$2.03	\$3.26
			DVRPC	ERC	STATE	\$0.22	\$0.25	\$0.22	\$1.37	\$2.79	\$2.48	\$5.08	\$3.60	\$1.81	\$0.58
			NJTPA	ERC	METRO-NORTH	\$0.69	\$0.69	\$0.69	\$0.69	\$0.69	\$0.69	\$0.69	\$0.69	\$0.69	\$0.69
			NJTPA	ERC	SECT 5307						\$20.67	\$20.67	\$20.67	\$32.23	\$51.66
			NJTPA	ERC	STATE	\$11.06	\$13.91	\$40.99	\$33.46	\$43.95	\$38.98	\$80.23	\$56.82	\$28.37	\$8.86
			SJTPO	ERC	SECT 5307						\$0.28	\$0.28	\$0.28	\$0.43	\$0.69
			SJTPO	ERC	STATE	\$0.03	\$0.04	\$0.03	\$0.28	\$0.58	\$0.51	\$1.06	\$0.75	\$0.37	\$0.11
T107	River LINE LRT	Camden	DVRPC	ERC	STATE	\$52.37	\$51.81	\$51.23	\$50.62	\$49.98	\$41.35				
T150	Section 5310 Program	Various	DVRPC	CAP	MATCH	\$0.88	\$0.88	\$0.88	\$0.88	\$0.88	\$0.88	\$0.88	\$0.88	\$0.88	\$0.88
			DVRPC	CAP	SECT 5310	\$1.66	\$1.66	\$1.66	\$1.66	\$1.66	\$1.66	\$1.66	\$1.66	\$1.66	\$1.66
			NJTPA	CAP	MATCH	\$2.68	\$2.68	\$2.68	\$2.68	\$2.68	\$2.68	\$2.68	\$2.68	\$2.68	\$2.68
			NJTPA	CAP	SECT 5310	\$5.04	\$5.04	\$5.04	\$5.04	\$5.04	\$5.04	\$5.04	\$5.04	\$5.04	\$5.04
			SJTPO	CAP	MATCH	\$0.27	\$0.27	\$0.27	\$0.27	\$0.27	\$0.27	\$0.27	\$0.27	\$0.27	\$0.27
			SJTPO	CAP	SECT 5310	\$0.50	\$0.50	\$0.50	\$0.50	\$0.50	\$0.50	\$0.50	\$0.50	\$0.50	\$0.50

SJTPO PROJECT SUMMARY
FY2014-2023

DBNUM	Project Name	COUNTY	MPO	PHASE	FUND	2014	2015	2016	2017	2018	2019	2020	2021	2022	2023
T151	Section 5311 Program	Various	DVRPC	CAP	MATCH	\$0.97	\$0.97	\$0.97	\$0.97	\$0.97	\$0.97	\$0.97	\$0.97	\$0.97	\$0.97
			DVRPC	CAP	SECT 5311	\$0.97	\$0.97	\$0.97	\$0.97	\$0.97	\$0.97	\$0.97	\$0.97	\$0.97	\$0.97
			NJTPA	CAP	MATCH	\$2.94	\$2.94	\$2.94	\$2.94	\$2.94	\$2.94	\$2.94	\$2.94	\$2.94	\$2.94
			NJTPA	CAP	SECT 5311	\$2.94	\$2.94	\$2.94	\$2.94	\$2.94	\$2.94	\$2.94	\$2.94	\$2.94	\$2.94
			SJTPO	CAP	MATCH	\$0.29	\$0.29	\$0.29	\$0.29	\$0.29	\$0.29	\$0.29	\$0.29	\$0.29	\$0.29
			SJTPO	CAP	SECT 5311	\$0.29	\$0.29	\$0.29	\$0.29	\$0.29	\$0.29	\$0.29	\$0.29	\$0.29	\$0.29
T508	Security Improvements	Various	DVRPC	SWI	STATE	\$0.60	\$0.60	\$0.60	\$0.60	\$0.60	\$0.60	\$0.60	\$0.60	\$0.60	\$0.60
			NJTPA	SWI	STATE	\$1.83	\$1.83	\$1.83	\$1.83	\$1.83	\$1.83	\$1.83	\$1.83	\$1.83	\$1.83
			SJTPO	SWI	STATE	\$0.18	\$0.18	\$0.18	\$0.18	\$0.18	\$0.18	\$0.18	\$0.18	\$0.18	\$0.18
T50	Signals and Communications/Electric Traction Systems	Various	DVRPC	ERC	STATE	\$0.40	\$0.86	\$0.17	\$0.17	\$0.17	\$0.64	\$0.64	\$0.64	\$0.64	\$0.64
			NJTPA	ERC	SECT 5307	\$2.09									
			NJTPA	ERC	STATE	\$18.36	\$9.84	\$7.75	\$2.75	\$2.75	\$10.22	\$10.22	\$10.22	\$10.22	\$10.22
			SJTPO	ERC	STATE	\$0.11	\$0.24	\$0.04	\$0.04	\$0.04	\$0.14	\$0.14	\$0.14	\$0.14	\$0.14
T630	SJ BRT/Avandale Park Ride	Camden	DVRPC	ERC	SECT 5339/5307	\$2.00	\$2.00								
T120	Small/Special Services Program	Various	DVRPC	EC	SECT 5307	\$0.10	\$0.10	\$0.10	\$0.10	\$0.10	\$0.10	\$0.10	\$0.10	\$0.10	\$0.10
			DVRPC	EC	STATE	\$0.98	\$1.01	\$1.01	\$1.93	\$1.93	\$1.93	\$1.93	\$1.93	\$1.93	\$1.93
			NJTPA	EC	STATE	\$3.00	\$3.08	\$3.08	\$5.86	\$5.86	\$5.86	\$5.86	\$5.86	\$5.86	\$5.86
			SJTPO	EC	STATE	\$0.30	\$0.31	\$0.31	\$0.59	\$0.59	\$0.59	\$0.59	\$0.59	\$0.59	\$0.59
T88	Study and Development	Various	DVRPC	PLS	STATE	\$1.00	\$1.00	\$1.05	\$1.00	\$1.00	\$1.00	\$1.00	\$1.00	\$1.00	\$1.00
			NJTPA	PLS	STATE	\$3.51	\$3.51	\$4.45	\$3.51	\$3.51	\$3.51	\$3.51	\$3.51	\$3.51	\$3.51
			SJTPO	PLS	STATE	\$0.30	\$0.30	\$0.31	\$0.30	\$0.30	\$0.30	\$0.30	\$0.30	\$0.30	\$0.30
T500	Technology Improvements	Various	DVRPC	EC	STATE	\$4.61	\$7.21	\$9.76	\$5.75	\$5.75	\$5.60	\$5.60	\$5.60	\$6.06	\$6.06
			NJTPA	EC	STATE	\$14.28	\$22.20	\$29.72	\$17.50	\$17.50	\$17.05	\$17.05	\$17.05	\$18.45	\$18.45
			SJTPO	EC	STATE	\$1.40	\$2.19	\$2.97	\$1.75	\$1.75	\$1.70	\$1.70	\$1.70	\$1.84	\$1.84
T42	Track Program	Various	DVRPC	ERC	SECT 5307			\$0.61	\$0.16	\$0.20	\$0.16	\$0.16	\$0.17	\$1.00	\$1.00
			DVRPC	ERC	STATE	\$1.05	\$1.05	\$0.45	\$0.84	\$0.80	\$0.83	\$0.83	\$0.83		
			NJTPA	ERC	SECT 5307			\$9.66	\$2.51	\$3.16	\$2.60	\$2.58	\$2.63	\$15.79	\$15.79
			NJTPA	ERC	STATE	\$16.72	\$16.72	\$7.07	\$13.29	\$12.64	\$13.20	\$13.21	\$13.17		
			SJTPO	ERC	SECT 5307			\$0.13	\$0.03	\$0.04	\$0.03	\$0.03	\$0.04	\$0.21	\$0.21
			SJTPO	ERC	STATE	\$0.22	\$0.22	\$0.09	\$0.18	\$0.17	\$0.18	\$0.18	\$0.18		
T210	Transit Enhancements/Transp Altern Prog (TAP)/Altern Transit Improv (ATI)	Various	DVRPC	ERC	SECT 5307-TAP	\$0.16	\$0.16	\$0.16	\$0.16	\$0.16	\$0.16	\$0.16	\$0.16	\$0.16	\$0.16
			NJTPA	ERC	SECT 5307-TAP	\$0.49	\$0.49	\$0.49	\$0.49	\$0.49	\$0.49	\$0.49	\$0.49	\$0.49	\$0.49
			SJTPO	ERC	SECT 5307-TAP	\$0.05	\$0.05	\$0.05	\$0.05	\$0.05	\$0.05	\$0.05	\$0.05	\$0.05	\$0.05
T300	Transit Rail Initiatives	Various	DVRPC	ERC	STATE	\$0.23	\$0.75	\$0.52	\$0.29	\$0.29	\$1.21	\$1.21	\$1.21	\$1.21	\$1.21
			NJTPA	ERC	STATE	\$3.20	\$4.78	\$4.08	\$3.38	\$3.38	\$6.18	\$6.18	\$6.18	\$6.18	\$6.18
			SJTPO	ERC	STATE	\$0.07	\$0.23	\$0.16	\$0.09	\$0.09	\$0.37	\$0.37	\$0.37	\$0.37	\$0.37

SECTION II

Highway Projects

FY 2014-23 TRANSPORTATION IMPROVEMENT PROGRAM SOUTH JERSEY TRANSPORTATION PLANNING ORGANIZATION

DBNUM: ***Project Name***

S1116 Aetna Drive (CR 649), Head of River Road to Main Street

This project provides for mill and overlay of the roadway within the existing right of way.

PROGCAT: **SPONSOR:** **MUNC1:** **COUNTY**
Atlantic County Corbin City Atlantic

(figures are in millions)

PLAN	MPO	PHASE	FUND	2014	2015	2016	2017	2018	2019	2020	2021	2022	2023
L1423	SJTPO	CON	STATE-SJTPO		\$0.800								
L1423	SJTPO	DES	STATE-SJTPO	\$0.050									

DBNUM: ***Project Name***

S1112 Almond Road/Quigley Avenue/Park Avenue (CR 540), Salem County Line to Route 47 (Delsea Drive)

This project provides for the resurfacing of the existing roadway, with in-kind replacement of the existing drainage system and curbing. Upgrading of guiderail, traffic signals and signal detection where required.

PROGCAT: **SPONSOR:** **MUNC1:** **COUNTY**
Cumberland Count Vineland City Cumberland

(figures are in millions)

PLAN	MPO	PHASE	FUND	2014	2015	2016	2017	2018	2019	2020	2021	2022	2023
L1423	SJTPO	CON	STATE-SJTPO			\$0.500							

FY 2014-23 TRANSPORTATION IMPROVEMENT PROGRAM

SOUTH JERSEY TRANSPORTATION PLANNING ORGANIZATION

DBNUM: *Project Name*

S0913 Brigantine Blvd., Sec. 1A, Repaving (CR 638)

Repaving of Brigantine Blvd. from mp 0.0 (end of NJ 87) to mp 0.7

PROGCAT: **SPONSOR:** **MUNC1:** **COUNTY**
 Atlantic County Brigantine City Atlantic

(figures are in millions)

PLAN	MPO	PHASE	FUND	2014	2015	2016	2017	2018	2019	2020	2021	2022	2023
------	-----	-------	------	------	------	------	------	------	------	------	------	------	------

L1423 SJTPO CON STATE-SJTPO \$1.320

L1423 SJTPO DES STATE-SJTPO \$0.050

DBNUM: *Project Name*

S0914 Brigantine Blvd., Sec. 1B, Repaving (CR 638)

Repaving of Brigantine Blvd., from mp 0.7 to 37th St.

PROGCAT: **SPONSOR:** **MUNC1:** **COUNTY**
 Atlantic County Brigantine City Atlantic

(figures are in millions)

PLAN	MPO	PHASE	FUND	2014	2015	2016	2017	2018	2019	2020	2021	2022	2023
------	-----	-------	------	------	------	------	------	------	------	------	------	------	------

L1423 SJTPO CON STATE-SJTPO \$1.500

L1423 SJTPO DES STATE-SJTPO \$0.050

FY 2014-23 TRANSPORTATION IMPROVEMENT PROGRAM

SOUTH JERSEY TRANSPORTATION PLANNING ORGANIZATION

DBNUM: ***Project Name***

S1111 Broad Street/Mays Landing Road (CR 552S/CR 552), 7th Street to Menantico Creek

This project provides for the resurfacing of the existing roadway, with in-kind replacement of the existing drainage system and curbing. Upgrading of guiderail, traffice signals and signal detection where required.

PROGCAT: **SPONSOR:** **MUNC1:** **COUNTY**
 Cumberland Count Millville City Cumberland

(figures are in millions)

PLAN	MPO	PHASE	FUND	2014	2015	2016	2017	2018	2019	2020	2021	2022	2023
------	-----	-------	------	------	------	------	------	------	------	------	------	------	------

L1423 SJTPO CON STATE-SJTPO \$1.000

DBNUM: ***Project Name***

S1115 Cohansey-Friesburg Road (CR 635), Pecks Corner Cohansey Road to Remsterville Road

This project provides milling and overlay resurfacing of the roadway within the existing right of way and safety improvements with limited guide rail replacement and drainage improvements.

PROGCAT: **SPONSOR:** **MUNC1:** **COUNTY**
 Salem County Alloway Twp Salem

(figures are in millions)

PLAN	MPO	PHASE	FUND	2014	2015	2016	2017	2018	2019	2020	2021	2022	2023
------	-----	-------	------	------	------	------	------	------	------	------	------	------	------

L1423 SJTPO CON STATE-SJTPO \$1.000

FY 2014-23 TRANSPORTATION IMPROVEMENT PROGRAM

SOUTH JERSEY TRANSPORTATION PLANNING ORGANIZATION

DBNUM: ***Project Name***

S0610 Commissioners Pike (CR 581), Woodstown-Daretown Road to Route 40, Phase IV

This project will provide for the resurfacing of approximately 1.35 miles of Commissioners Pike. The project may also include replacement of cross drains and the installation of guide rail as necessary.

PROGCAT: **SPONSOR:** **MUNC1:** **COUNTY**
 Local Aid Salem County Pilesgrove Twp Salem
 (figures are in millions)

PLAN	MPO	PHASE	FUND	2014	2015	2016	2017	2018	2019	2020	2021	2022	2023
------	-----	-------	------	------	------	------	------	------	------	------	------	------	------

L1423 SJTPO CON STATE-SJTPO \$1.000

DBNUM: ***Project Name***

S0902 Corsons Tavern Road, Resurfacing (CR 628)

Roadway resurfacing and drainage improvements result from Ocean View Operational Study. Limits: Kings Highway (CR608) to Woodbine-Ocean View Rd (CR550).

PROGCAT: **SPONSOR:** **MUNC1:** **COUNTY**
 Cape May County Dennis Twp Cape May
 (figures are in millions)

PLAN	MPO	PHASE	FUND	2014	2015	2016	2017	2018	2019	2020	2021	2022	2023
------	-----	-------	------	------	------	------	------	------	------	------	------	------	------

L1423 SJTPO CON STP-SJ \$1.750

FY 2014-23 TRANSPORTATION IMPROVEMENT PROGRAM

SOUTH JERSEY TRANSPORTATION PLANNING ORGANIZATION

DBNUM: *Project Name*

S1004 Corsons Tavern Road, Woodbine-Ocean View Rd. to New Bridge Rd., Resurfacing (CR 628)

Roadway resurfacing and drainage improvements from Woodbine-Ocean View Road (CR 550) to Rt. US 9.

PROGCAT: **SPONSOR:** **MUNC1:** **COUNTY**
 (figures are in millions) Cape May County Upper Twp Cape May

PLAN	MPO	PHASE	FUND	2014	2015	2016	2017	2018	2019	2020	2021	2022	2023
------	-----	-------	------	------	------	------	------	------	------	------	------	------	------

L1423 SJTPO CON STP-SJ \$1.750

DBNUM: *Project Name*

S1303 Cumberland County FY 2014 Federal Road Program

Mill and overlay/resurfacing of various county roads including Ye Greate Street and Cedarville Road

PROGCAT: **SPONSOR:** **MUNC1:** **COUNTY**
 (figures are in millions) Cumberland Count Various Cumberland

PLAN	MPO	PHASE	FUND	2014	2015	2016	2017	2018	2019	2020	2021	2022	2023
------	-----	-------	------	------	------	------	------	------	------	------	------	------	------

L1423 SJTPO CON STATE-SJTPO \$1.950

FY 2014-23 TRANSPORTATION IMPROVEMENT PROGRAM

SOUTH JERSEY TRANSPORTATION PLANNING ORGANIZATION

DBNUM: ***Project Name***

S1204 Cumberland County Mill & Overlay Resurfacing Program

Mill and overlay and resurface various roadways in the county.

PROGCAT:

Local Aid

SPONSOR:

Cumberland Count

MUNC1:

Various

COUNTY

Cumberland

(figures are in millions)

PLAN	MPO	PHASE	FUND	2014	2015	2016	2017	2018	2019	2020	2021	2022	2023
------	-----	-------	------	------	------	------	------	------	------	------	------	------	------

L1423 SJTPO CON STATE-SJTPO \$2.220

DBNUM: ***Project Name***

S1117 Jim Leeds Rd., College Drive to Pomona Road

This project provides for mill and overlay of the roadway within the existing right of way.

PROGCAT:

Local Aid

SPONSOR:

Atlantic County

MUNC1:

Galloway Twp

COUNTY

Atlantic

(figures are in millions)

PLAN	MPO	PHASE	FUND	2014	2015	2016	2017	2018	2019	2020	2021	2022	2023
------	-----	-------	------	------	------	------	------	------	------	------	------	------	------

L1423 SJTPO CON STATE-SJTPO \$1.000

L1423 SJTPO DES STATE-SJTPO \$0.050

FY 2014-23 TRANSPORTATION IMPROVEMENT PROGRAM

SOUTH JERSEY TRANSPORTATION PLANNING ORGANIZATION

DBNUM: ***Project Name***

S0803 Landis Avenue, Myrtle Street to Boulevards, Resurfacing

Resurfacing of Landis Avenue from Myrtle Street to the Boulevards in Vineland City.

PROGCAT: **SPONSOR:** **MUNC1:** **COUNTY**
 Vineland City Vineland City Cumberland

(figures are in millions)

PLAN	MPO	PHASE	FUND	2014	2015	2016	2017	2018	2019	2020	2021	2022	2023
------	-----	-------	------	------	------	------	------	------	------	------	------	------	------

L1423 SJTPO CON STP-SJ \$0.632

DBNUM: ***Project Name***

S1123 Landis Avenue, Phase II, West Avenue to the Boulevards (CR 615S)

This project provides for milling and resurfacing of the roadway withing the existing right of way in addition to removal and replacement of concrete items and rehabilitations of the existing storm sewer infrastructure as needed.

PROGCAT: **SPONSOR:** **MUNC1:** **COUNTY**
 Vineland City Vineland City Cumberland

(figures are in millions)

PLAN	MPO	PHASE	FUND	2014	2015	2016	2017	2018	2019	2020	2021	2022	2023
------	-----	-------	------	------	------	------	------	------	------	------	------	------	------

L1423 SJTPO CON STP-SJ \$0.632

FY 2014-23 TRANSPORTATION IMPROVEMENT PROGRAM

SOUTH JERSEY TRANSPORTATION PLANNING ORGANIZATION

DBNUM: ***Project Name***

S1122 Landis Avenue, Phase III, Coney Avenue to West Avenue

This project provides for milling and resurfacing of the roadway withing the existing right of way in addition to removal and replacement of concrete items and rehabilitations of the existing storm sewer infrastructure as needed.

PROGCAT: **SPONSOR:** **MUNC1:** **COUNTY**
Vineland City Vineland City Cumberland

(figures are in millions)

PLAN	MPO	PHASE	FUND	2014	2015	2016	2017	2018	2019	2020	2021	2022	2023
L1423	SJTPO	CON	STATE-SJTPO			\$0.670							
L1423	SJTPO	DES	STATE-SJTPO		\$0.050								

DBNUM: ***Project Name***

S0915 Landis Avenue, Tuckahoe Road to Cumberland County Line, Repaving (CR 540)

Repaving of Landis Ave. from Tuckahoe Rd to the Cumberland County Line in Buena Vista Twp.

PROGCAT: **SPONSOR:** **MUNC1:** **COUNTY**
Atlantic County Buena Vista Twp Atlantic

(figures are in millions)

PLAN	MPO	PHASE	FUND	2014	2015	2016	2017	2018	2019	2020	2021	2022	2023
L1423	SJTPO	CON	STATE-SJTPO	\$1.800									

FY 2014-23 TRANSPORTATION IMPROVEMENT PROGRAM SOUTH JERSEY TRANSPORTATION PLANNING ORGANIZATION

DBNUM: ***Project Name***

S1109 Maryland Avenue, Route 187 (Brigantine Blvd.) to Pacific Avenue

This project provides milling and overlay of the roadway within the existing right-of-way, removal and replacement of concrete roadway items and rehabilitation of the existing storm sewer infrastructure as needed and reconstruction of handicapped curb ramps in compliance with current ADA standards.

PROGCAT: **SPONSOR:** **MUNC1:** **COUNTY**
Atlantic City Atlantic City Atlantic

(figures are in millions)

PLAN	MPO	PHASE	FUND	2014	2015	2016	2017	2018	2019	2020	2021	2022	2023
------	-----	-------	------	------	------	------	------	------	------	------	------	------	------

L1423 SJTPO CON STATE-SJTPO \$1.077

DBNUM: ***Project Name***

S1110 New Jersey Avenue (CR 621), Rambler Road (CR 621) to 26th Avenue

This project provides for milling and overlay of the roadway within the existing right of way.

PROGCAT: **SPONSOR:** **MUNC1:** **COUNTY**
Cape May County Wildwood Crest Bo Cape May

(figures are in millions)

PLAN	MPO	PHASE	FUND	2014	2015	2016	2017	2018	2019	2020	2021	2022	2023
------	-----	-------	------	------	------	------	------	------	------	------	------	------	------

L1423 SJTPO CON STP-SJ \$2.382

FY 2014-23 TRANSPORTATION IMPROVEMENT PROGRAM

SOUTH JERSEY TRANSPORTATION PLANNING ORGANIZATION

DBNUM: *Project Name*

S1107 North Main Road (CR 555), Park Avenue (CR 540) to Gloucester Line

This project provides for resurfacing of existing roadway with in-kind replacement of existing drainage systems and curbing. Traffic signal and signal detection upgrades are included.

PROGCAT: **SPONSOR:** **MUNC1:** **COUNTY**
 Cumberland Vineland City Cumberland

(figures are in millions)

PLAN	MPO	PHASE	FUND	2014	2015	2016	2017	2018	2019	2020	2021	2022	2023
------	-----	-------	------	------	------	------	------	------	------	------	------	------	------

L1423 SJTPO CON STATE-SJTPO \$0.750

DBNUM: *Project Name*

11422 Route 9, Meadowview Avenue to Garden State Parkway, Pavement

Initiated from the Pavement Management System, this project will resurface within the project limits. The project is a mill x pave x plus one and will make ADA improvements.

PROGCAT: **SPONSOR:** **MUNC1:** **COUNTY**
 NJDOT Absecon City Atlantic

(figures are in millions)

PLAN	MPO	PHASE	FUND	2014	2015	2016	2017	2018	2019	2020	2021	2022	2023
------	-----	-------	------	------	------	------	------	------	------	------	------	------	------

L1423 SJTPO CON NHPP \$4.500

FY 2014-23 TRANSPORTATION IMPROVEMENT PROGRAM

SOUTH JERSEY TRANSPORTATION PLANNING ORGANIZATION

DBNUM: ***Project Name***

S0103A Route 9, Northfield Sidewalk Replacement

The roadway consists of two 12-foot travel lanes and variable (five to eight foot) width shoulders. Concrete curbing and sidewalks are provided adjacent to the roadway intermittently throughout the project limits. This project will connect the sidewalks and provide missing curbing throughout the project limits. The sidewalks will be constructed from porous pavement.

PROGCAT:	SPONSOR:	MUNC1:	COUNTY
Intermodal Progra	NJDOT	Northfield City	Atlantic
(figures are in millions)			

PLAN	MPO	PHASE	FUND	2014	2015	2016	2017	2018	2019	2020	2021	2022	2023
L1423	SJTPO	CON	CMAQ	\$1.595									

DBNUM: ***Project Name***

11425 Route 9, Route 109 to Parkway Drive, Pavement

Initiated from the Pavement Management System, this project will resurface within the project limits with minor shoulder reconstruction. The project is a mill x pave x plus one and will make ADA improvements.

PROGCAT:	SPONSOR:	MUNC1:	COUNTY
	NJDOT	Lower Twp	Cape May
(figures are in millions)			

PLAN	MPO	PHASE	FUND	2014	2015	2016	2017	2018	2019	2020	2021	2022	2023
L1423	SJTPO	CON	STP										\$4.500

FY 2014-23 TRANSPORTATION IMPROVEMENT PROGRAM

SOUTH JERSEY TRANSPORTATION PLANNING ORGANIZATION

DBNUM: *Project Name*

11337 Route 30, Elmwood Rd/Weymouth Rd (CR 623) to Haddon Ave.

Milling (2") and resurfacing (2") along 14 miles (MP 36.4- 50.82) of Rte 30, with exception of two stretch in the Mullica City area where one stretch of 4" milling and 4" resurfacing and another stretch of 5" milling and 5" resurfacing is recommended. In addition, corrections will be made to deficiencies in the sidewalks, curbing, curb ramps, intersections, and swales and some inlets will be constructed to eliminate ponding on Rt. 30. Guiderail will be brought up to current standards.

PROGCAT: **SPONSOR:** **MUNC1:** **COUNTY**
 (figures are in millions) NJDOT Mullica Twp Atlantic

PLAN	MPO	PHASE	FUND	2014	2015	2016	2017	2018	2019	2020	2021	2022	2023
L1423	SJTPO	CON	NHPP					\$17.269					
L1423	SJTPO	DES	NHPP		\$1.700								

DBNUM: *Project Name*

08371 Route 40, Atlantic County, Drainage

NJDOT Operations reports multiple closures due to flooding in this area. The current stormwater pipes are inadequate to drain the stormwater causing flooding in the roadway. The project consists of raising the road to elevation 4.50 ft as a minimum at the shoulders, the total length of the roadway to be impacted is 4400 LF. New sidewalks and curb will be required along the proposed work. New inlets would be added and connected to the existing pipes at the low points with reconstruction of existing inlets. This alternative will mitigate up to 85% of the existing problem occurring in the last 4 years.

PROGCAT: **SPONSOR:** **MUNC1:** **COUNTY**
 (figures are in millions) Roadway Preserva NJDOT Pleasantville City Atlantic

PLAN	MPO	PHASE	FUND	2014	2015	2016	2017	2018	2019	2020	2021	2022	2023
L1423	SJTPO	CON	NHPP					\$8.600					
L1423	SJTPO	DES	NHPP		\$0.900								
L1423	SJTPO	ROW	NHPP			\$1.000							

FY 2014-23 TRANSPORTATION IMPROVEMENT PROGRAM

SOUTH JERSEY TRANSPORTATION PLANNING ORGANIZATION

DBNUM: *Project Name*

11421 Route 40, Bailey St (CR 616) to Route 77

Reconstruction and resurfacing of US Route 40 mainline, shoulders and ramps in both directions. ADA ramps, minor curb repair, bicycle compatibility, minor drainage work, signal upgrades and striping is included.

PROGCAT: **SPONSOR:** **MUNC1:** **COUNTY**
 NJDOT Woodstown Boro Salem

(figures are in millions)

PLAN	MPO	PHASE	FUND	2014	2015	2016	2017	2018	2019	2020	2021	2022	2023
L1423	SJTPO	CON	NHPP				\$17.150						
L1423	SJTPO	DES	NHPP			\$1.000							
L1423	SJTPO	PE	NHPP		\$1.000								

DBNUM: *Project Name*

13330 Route 40, Corso Lane to Babcock Road

Initiated from the Pavement Management System, this project will resurface nearly the entire section of roadway in both directions within the project limits. The project is a mill x pave x plus one and will make ADA improvements.

PROGCAT: **SPONSOR:** **MUNC1:** **COUNTY**
 NJDOT Buena Vista Twp Atlantic

(figures are in millions)

PLAN	MPO	PHASE	FUND	2014	2015	2016	2017	2018	2019	2020	2021	2022	2023
L1423	SJTPO	CON	STATE		\$5.155								

FY 2014-23 TRANSPORTATION IMPROVEMENT PROGRAM

SOUTH JERSEY TRANSPORTATION PLANNING ORGANIZATION

DBNUM: ***Project Name***

04308 Route 40, Woodstown Intersection Improvements

A preferred alternative for better truck acceleration through the signalized intersection has been selected by the community. This project is designed to improve the safety and operation of the intersection and potential work will include traffic signal upgrade, island removal, and sidewalks.

PROGCAT: **SPONSOR:** **MUNC1:** **COUNTY**
 Congestion Relief NJDOT Woodstown Boro Salem
 (figures are in millions)

PLAN	MPO	PHASE	FUND	2014	2015	2016	2017	2018	2019	2020	2021	2022	2023
L1423	SJTPO	CON	NHPP				\$1.380						
L1423	SJTPO	DES	NHPP	\$0.400									
L1423	SJTPO	ROW	NHPP		\$0.250								

DBNUM: ***Project Name***

13331 Route 45, CR 653 to CR 616

Initiated from the Pavement Management System, this project consists of milling, resurfacing and rehabilitating the roadway.

PROGCAT: **SPONSOR:** **MUNC1:** **COUNTY**
 NJDOT Mannington Twp Salem
 (figures are in millions)

PLAN	MPO	PHASE	FUND	2014	2015	2016	2017	2018	2019	2020	2021	2022	2023
L1423	SJTPO	CON	STATE		\$2.505								

FY 2014-23 TRANSPORTATION IMPROVEMENT PROGRAM

SOUTH JERSEY TRANSPORTATION PLANNING ORGANIZATION

DBNUM: *Project Name*

13333 Route 47, CR 690 to Howard Street

Initiated from the Pavement Management System, this project will resurface various locations of the roadway within the project limits.

PROGCAT: **SPONSOR:** **MUNC1:** **COUNTY**
 (figures are in millions) NJDOT Vineland City Cumberland

PLAN	MPO	PHASE	FUND	2014	2015	2016	2017	2018	2019	2020	2021	2022	2023
------	-----	-------	------	------	------	------	------	------	------	------	------	------	------

L1423 SJTPO CON STATE \$0.726

DBNUM: *Project Name*

2149F1 Route 47/347 and Route 49/50 Corridor Enhancement

Concepts will be studied and developed to implement Intelligent Transportation System (ITS) strategies and alleviate summer traffic congestion in the Rt. 47/347 and Rt. 49/50 Corridors.

PROGCAT: **SPONSOR:** **MUNC1:** **COUNTY**
 Capital Program D NJDOT Various Cape May
 (figures are in millions)

PLAN	MPO	PHASE	FUND	2014	2015	2016	2017	2018	2019	2020	2021	2022	2023
------	-----	-------	------	------	------	------	------	------	------	------	------	------	------

L1423 SJTPO CON CMAQ \$5.400

L1423 SJTPO ROW CMAQ \$0.200

FY 2014-23 TRANSPORTATION IMPROVEMENT PROGRAM

SOUTH JERSEY TRANSPORTATION PLANNING ORGANIZATION

DBNUM: ***Project Name***

02310 Route 48, Layton Lake Dam

This project will provide for the proposed improvements to this dam which is identified as a Class 2 rating. The improvements proposed for Laytons Lake Dam includes construction of a new bridge with a span of 40 ft and a 90 ft long ogee spillway with a low-level outlet for dewatering the lake and raising the roadway profile by about 1.0 feet. Storm drainage facilities will be reconstructed and upgraded and includes Manufactured Treatment Devices to address quality of stormwater released to Game Creek.

PROGCAT: **SPONSOR:** **MUNC1:** **COUNTY**
 Roadway Preserva NJDOT Carneys Point Twp Salem
 (figures are in millions)

PLAN	MPO	PHASE	FUND	2014	2015	2016	2017	2018	2019	2020	2021	2022	2023
------	-----	-------	------	------	------	------	------	------	------	------	------	------	------

L1423 SJTPO CON STP \$12.546

DBNUM: ***Project Name***

13340 Route 49, at Salem River Bridge

Emergency repairs to approach roadway at the bridge on Pennsville side. Project is needed to correct the settlement observed at the approach roadway to the bridge.

PROGCAT: **SPONSOR:** **MUNC1:** **COUNTY**
 NJDOT Pennsville Twp Salem
 (figures are in millions)

PLAN	MPO	PHASE	FUND	2014	2015	2016	2017	2018	2019	2020	2021	2022	2023
------	-----	-------	------	------	------	------	------	------	------	------	------	------	------

L1423 SJTPO CON STATE \$5.500

FY 2014-23 TRANSPORTATION IMPROVEMENT PROGRAM

SOUTH JERSEY TRANSPORTATION PLANNING ORGANIZATION

DBNUM: *Project Name*

95017 Route 49, Buckshutem Road, Intersection Improvements (CR 670)

The existing geometric layout is a six-legged, unsignalized intersection separated by grass and concrete medians. Existing geometry contributes to driver confusion upon entering the intersection. Median openings and unclear signing make turning maneuvers from minor street approaches difficult and confusing. In addition to geometric deficiencies, the existing Rt. 49, Buckshutem Road intersection also experiences operational and safety deficiencies. The proposed alternative improves the existing alignment of Rt. 49 and creates a new, signalized intersection. The signal will be located at the intersection of Rt. 49, Manheim Avenue and the realigned Buckshutem Road. Florida Avenue is realigned to intersect with the Buckshutem Road Connector at a slight right angle. North Elm Street will not have direct access to Rt. 49. A short connection from East Commerce Street to Rt. 49 will be provided, forming an unsignalized "T" intersection with Rt. 49. Only right in/right out turning movements will be permitted at this new intersection. Minor changes to the intersection of Rt. 49 and East Avenue are also proposed to alleviate problems for turning vehicles.

PROGCAT: Congestion Relief
(figures are in millions)

SPONSOR: NJDOT

MUNC1: Bridgeton City

COUNTY: Cumberland

PLAN	MPO	PHASE	FUND	2014	2015	2016	2017	2018	2019	2020	2021	2022	2023
L1423	SJTPO	CON	HSIP			\$5.800							
L1423	SJTPO	DES	HSIP	\$0.850									
L1423	SJTPO	ROW	HSIP	\$2.200									

DBNUM: *Project Name*

11423 Route 49, Sarah Run Drive to Garrison Lane, Pavement

Initiated from the Pavement Management System, this project will resurface various locations within the project limits.

PROGCAT:

SPONSOR: NJDOT

MUNC1: Various

COUNTY: Cumberland

(figures are in millions)

PLAN	MPO	PHASE	FUND	2014	2015	2016	2017	2018	2019	2020	2021	2022	2023
L1423	SJTPO	CON	STP					\$14.400					

FY 2014-23 TRANSPORTATION IMPROVEMENT PROGRAM

SOUTH JERSEY TRANSPORTATION PLANNING ORGANIZATION

DBNUM: ***Project Name***

11332 Route 50, Gibson Creek Road to Danenhauer Lane, Pavement

Initiated from the Pavement Management System, this project will resurface both directions within the project limits.

PROGCAT: **SPONSOR:** **MUNC1:** **COUNTY**
 NJDOT Estell Manor City Atlantic

(figures are in millions)

PLAN	MPO	PHASE	FUND	2014	2015	2016	2017	2018	2019	2020	2021	2022	2023
------	-----	-------	------	------	------	------	------	------	------	------	------	------	------

L1423 SJTPO CON STP \$4.991

DBNUM: ***Project Name***

244 Route 52, Causeway Replacement, Contract A

This project will provide for the replacement of 1.2 miles of the interior portion of the existing Rt. 52 Causeway between Elbow Island and Visitor Center Island in both directions. The bridges being replaced in this contract are Elbow Thorofare and Rainbow Thorofare. This portion of the new bridge will be a lower-level structure (i.e. approximately 15 feet to 20 feet above the water). In addition, as part of this project, access ramps will be constructed down onto Rainbow Island in both directions for fishing and recreational access. The southbound bridge toward Ocean City will contain a 10-foot multi-use sidewalk for bicycle as well as pedestrian use and will be separated from traffic with an approved traffic barrier system.

The construction of Contract A is funded under the federal GARVEE program. State Bonds have been issued to provide the necessary cash to award the contract. Repayment of the bonds (plus interest) will be provided from anticipated future federal apportionments over a 12-year period.

PROGCAT: **SPONSOR:** **MUNC1:** **COUNTY**
 Bridge Preservation NJDOT Ocean City Cape May

(figures are in millions)

PLAN	MPO	PHASE	FUND	2014	2015	2016	2017	2018	2019	2020	2021	2022	2023
------	-----	-------	------	------	------	------	------	------	------	------	------	------	------

L1423 SJTPO CON NHPP \$14.900 \$14.900 \$14.900 \$8.900

FY 2014-23 TRANSPORTATION IMPROVEMENT PROGRAM

SOUTH JERSEY TRANSPORTATION PLANNING ORGANIZATION

DBNUM: *Project Name*

01339 Route 54, Route 322 over Cape May Point Branch

This project will provide for the Route 54 bridge over the Cape May Point Branch to be replaced, Route 322 bridge over the Cape May Point Branch to be replaced, Bridge on Route 54 over Route 322 is to be rehabilitated. This project is multi-year funded. Total construction funding needed is expected to be \$32,346,000.

PROGCAT: Bridge Preservation
(figures are in millions)

SPONSOR: NJDOT

MUNC1: Folsom Boro

COUNTY: Atlantic

PLAN	MPO	PHASE	FUND	2014	2015	2016	2017	2018	2019	2020	2021	2022	2023
------	-----	-------	------	------	------	------	------	------	------	------	------	------	------

L1423 SJTPO CON NHPP \$24.151

DBNUM: *Project Name*

11343 Route 55, NB Leaming Mill Road to New York Avenue

Initiated from the Pavement Management System, this project will resurface both directions within the project limits. Seven structures are included in this project.

PROGCAT: Bridge Preservation
(figures are in millions)

SPONSOR: NJDOT

MUNC1: Millville City

COUNTY: Cumberland

PLAN	MPO	PHASE	FUND	2014	2015	2016	2017	2018	2019	2020	2021	2022	2023
------	-----	-------	------	------	------	------	------	------	------	------	------	------	------

L1423 SJTPO CON NHPP \$4.000

FY 2014-23 TRANSPORTATION IMPROVEMENT PROGRAM

SOUTH JERSEY TRANSPORTATION PLANNING ORGANIZATION

DBNUM: ***Project Name***

11343A Route 55, SB Schooner Landing Road to Sherman Avenue

Initiated from the Pavement Management System, this project will resurface both directions within the project limits.

PROGCAT: **SPONSOR:** **MUNC1:** **COUNTY**
 (figures are in millions) NJDOT Millville City Cumberland

PLAN	MPO	PHASE	FUND	2014	2015	2016	2017	2018	2019	2020	2021	2022	2023
------	-----	-------	------	------	------	------	------	------	------	------	------	------	------

L1423 SJTPO CON NHPP \$4.160

L1423 SJTPO DES NHPP \$0.800

DBNUM: ***Project Name***

S1124 Route 56, Landis Avenue, Phase IV, Orchard Road (CR 628) to Moyer Street

This project provides for milling and resurfacing of the roadway withing the existing right of way in addition to removal and replacement of concrete items and rehabilitations of the existing storm sewer infrastructure as needed.

PROGCAT: **SPONSOR:** **MUNC1:** **COUNTY**
 (figures are in millions) Vineland City Vineland City Cumberland

PLAN	MPO	PHASE	FUND	2014	2015	2016	2017	2018	2019	2020	2021	2022	2023
------	-----	-------	------	------	------	------	------	------	------	------	------	------	------

L1423 SJTPO CON STATE-SJTPO \$0.609

L1423 SJTPO DES STATE-SJTPO \$0.050

FY 2014-23 TRANSPORTATION IMPROVEMENT PROGRAM

SOUTH JERSEY TRANSPORTATION PLANNING ORGANIZATION

DBNUM: *Project Name*

02313 Route 109, Garden State Parkway Intersection

A Problem Statement was submitted indicating that numerous motor vehicle accidents have occurred at the intersection of Rt. 109 and the Garden State Parkway due to extremely high seasonal traffic volumes, limited sight distance, inadequate storage, and other factors. It was also noted that queuing often blocks the Rt. 109 to Garden State Parkway northbound movement and U-turns as well as movements at Ninth Avenue.

PROGCAT: Congestion Relief
(figures are in millions)

SPONSOR: NJTA

MUNC1: Lower Twp

COUNTY: Cape May

PLAN	MPO	PHASE	FUND	2014	2015	2016	2017	2018	2019	2020	2021	2022	2023
L1423	SJTPO	CON	OTHER	\$6.900									

DBNUM: *Project Name*

93216 Route 130, Hollywood Avenue (CR 618)

This project provides for safety and operational improvements to address problems caused by the severe acute angle of the intersection. A horizontal curve also causes sight distance problems for Rt. 130 northbound traffic. Local business driveways are believed to contribute to accidents. Scope of project to be determined.

PROGCAT: Safety
(figures are in millions)

SPONSOR: NJDOT

MUNC1: Carneys Point Twp

COUNTY: Salem

PLAN	MPO	PHASE	FUND	2014	2015	2016	2017	2018	2019	2020	2021	2022	2023
L1423	SJTPO	CON	NHPP				\$4.180						
L1423	SJTPO	DES	NHPP	\$0.750									
L1423	SJTPO	ROW	NHPP		\$0.500								

FY 2014-23 TRANSPORTATION IMPROVEMENT PROGRAM

SOUTH JERSEY TRANSPORTATION PLANNING ORGANIZATION

DBNUM: ***Project Name***

11414 Route 130, Plant Street to High Hill Road (CR 662)

The existing pavement is in poor condition within the project limits, exhibiting low to high severity fatigue cracking, deteriorated patches, potholes, raveling, rutting, bleeding, block cracking, transverse and longitudinal cracking, construction joint deterioration, and isolated shoving. The project will undergo pavement resurfacing within the entire length of the project. The project will identify and repair deficient pavement. The project has been identified as a reconstruction project.

Based on field testing, for the majority of the mainline and shoulders the proposed recommendation includes milling and paving and raising the roadway by 1 inch in some sections. There is also a short section (MP 0.84 to MP 1.09), which requires reconstruction.

The project will also include upgrade of all curb ramps & midblock cross walks that do not meet current ADA criteria.

PROGCAT: **SPONSOR:** **MUNC1:** **COUNTY**
 NJDOT Logan Twp Salem

(figures are in millions)

PLAN	MPO	PHASE	FUND	2014	2015	2016	2017	2018	2019	2020	2021	2022	2023
L1423	SJTPO	CON	NHPP			\$6.460							
L1423	SJTPO	DES	NHPP		\$0.500								

FY 2014-23 TRANSPORTATION IMPROVEMENT PROGRAM

SOUTH JERSEY TRANSPORTATION PLANNING ORGANIZATION

DBNUM: *Project Name*

09331 Route 206, Bridge over Clarks Creek and Sleepers Brook

This project involves replacement of Structures 0118-154 and 0118-155 over Clarks Creek (mp 5.03) and Sleepers Brook (mp 5.13) and approach roadways. Both structures are located in Hammonton, Atlantic County.

PROGCAT: **SPONSOR:** **MUNC1:** **COUNTY**
 (figures are in millions) NJDOT Hammonton Atlantic

PLAN	MPO	PHASE	FUND	2014	2015	2016	2017	2018	2019	2020	2021	2022	2023
L1423	SJTPO	CON	NHPP		\$6.338								
L1423	SJTPO	DES	NHPP	\$0.750									
L1423	SJTPO	ROW	NHPP	\$0.200									

DBNUM: *Project Name*

S044 SJTPO, Future Projects

This program provides funding for local projects to be selected by the South Jersey Transportation Planning Organization, the designated Metropolitan Planning Organization for Salem, Cumberland, Cape May and Atlantic counties.

PROGCAT: **SPONSOR:** **MUNC1:** **COUNTY**
 Local Aid SJTPO Various Various
 (figures are in millions)

PLAN	MPO	PHASE	FUND	2014	2015	2016	2017	2018	2019	2020	2021	2022	2023
L1423	SJTPO	ERC	STATE	\$7.500	\$7.500	\$7.500	\$7.500	\$7.500					
L1423	SJTPO	ERC	STP-SJ				\$2.382	\$2.382	\$9.882	\$9.882	\$9.882	\$9.882	\$9.882

FY 2014-23 TRANSPORTATION IMPROVEMENT PROGRAM

SOUTH JERSEY TRANSPORTATION PLANNING ORGANIZATION

DBNUM: *Project Name*

09361 South Inlet Transportation Improvement Project

The Casino Redevelopment Authority (CRDA) has identified certain road improvements to be performed in Atlantic City on certain feeder roads, that will maintain, operate and support Atlantic City Expressway Projects of the South Jersey Transportation Authority, including on Melrose Avenue in between Delaware and Connecticut Avenues, on Connecticut Avenue from Melrose to Oriental Avenues, and on Massachusetts Avenue and various other intersection and capital improvements in connection with the "South Inlet Transportation Improvement Project". NJDOT has agreed to provide one-third of the eligible costs up to \$17 M, plus the additional needed to finance bonds. Approximately \$1.5 M TTF funding will be provided to SJTA by NJDOT annually for 20 years for this purpose, except for the first year which will be \$1.7 M TTF. SJTA will issue debt based on NJDOT's funding guarantee and provide the funding to CRDA.

PROGCAT: **SPONSOR:** **MUNC1:** **COUNTY**
 SJTA/CRDA Atlantic City Atlantic

(figures are in millions)

PLAN	MPO	PHASE	FUND	2014	2015	2016	2017	2018	2019	2020	2021	2022	2023
L1423	SJTPO	CON	STATE	\$1.504	\$1.504	\$1.504	\$1.504	\$1.504	\$1.504	\$1.504	\$1.504	\$1.504	\$1.504

DBNUM: *Project Name*

S1113 Woodstown Road (CR 603), Commissioners Pike to Mannington

This project provides milling and overlay resurfacing of the roadway within the existing right of way, and safety improvements with limited guide rail replacement and drainage improvements.

PROGCAT: **SPONSOR:** **MUNC1:** **COUNTY**
 Salem County Alloway Twp Salem

(figures are in millions)

PLAN	MPO	PHASE	FUND	2014	2015	2016	2017	2018	2019	2020	2021	2022	2023
L1423	SJTPO	CON	STATE-SJTPO		\$1.220								
L1423	SJTPO	DES	STATE-SJTPO	\$0.100									

FY 2014-23 TRANSPORTATION IMPROVEMENT PROGRAM

SOUTH JERSEY TRANSPORTATION PLANNING ORGANIZATION

DBNUM: *Project Name*

S1114 Woodstown-Daretown Road (CR 615), Daretown Road to South Main Street

This project provides milling and overlay resurfacing of the roadway within the existing right of way, and safety improvements with limited guide rail replacement and drainage improvements.

PROGCAT: **SPONSOR:** **MUNC1:** **COUNTY**
 Salem County Upper Pittsgrove T Salem

(figures are in millions)

PLAN	MPO	PHASE	FUND	2014	2015	2016	2017	2018	2019	2020	2021	2022	2023
L1423	SJTPO	CON	STATE-SJTPO			\$1.600							
L1423	SJTPO	DES	STATE-SJTPO		\$0.100								

SECTION III

Regional Highway Programs

FY 2014-23 TRANSPORTATION IMPROVEMENT PROGRAM SOUTH JERSEY TRANSPORTATION PLANNING ORGANIZATION

DBNUM: ***Project Name***

X242 Crash Reduction Program

This is a comprehensive program of safety improvements designed to improve conditions and locations identified by the Highway Safety Improvement Program. Treatments are intended to reduce nighttime, wet weather, fixed object, and icing crashes. These treatments may include pavement improvements, protection or removal of fixed objects, and utility pole delineation. This program will also develop and implement a systematic approach to the installation of lane and roadway departure technologies such as rumblestrips and rumblestrips, signing, and striping to prevent vehicles from leaving their respective lanes and causing crashes, injuries, and deaths. Additionally, this program will also provide for the development and implementation of quick-turnaround projects at locations which show an excessive occurrence of crashes as well as remediation of those locations.

PROGCAT: **SPONSOR:** **MUNC1:** **COUNTY**
Safety NJDOT Various Various
(figures are in millions)

PLAN	MPO	PHASE	FUND	2014	2015	2016	2017	2018	2019	2020	2021	2022	2023
1423	SJTPO	EC	HSIP	\$0.385	\$0.385	\$0.385	\$0.385	\$0.385	\$0.385	\$0.385	\$0.385	\$0.385	\$0.385

DBNUM: ***Project Name***

10347 Local Aid Consultant Services

Funding for consultant services to assist local public agencies in administering projects and providing oversight to recipients receiving Local Aid funds. Services also include providing overall quality assurance and quality control for the project delivery process.

PROGCAT: **SPONSOR:** **MUNC1:** **COUNTY**
NJDOT Various Various
(figures are in millions)

PLAN	MPO	PHASE	FUND	2014	2015	2016	2017	2018	2019	2020	2021	2022	2023
1423	SJTPO	EC	STP-SJ		\$0.100		\$0.100		\$0.100		\$0.100		\$0.100

FY 2014-23 TRANSPORTATION IMPROVEMENT PROGRAM

SOUTH JERSEY TRANSPORTATION PLANNING ORGANIZATION

DBNUM: *Project Name*

X065 Local CMAQ Initiatives

Under the guidance of the Metropolitan Planning Organizations, local projects will be developed that will enhance air quality. Congestion Mitigation and Air Quality Improvement Program (CMAQ) funds are allocated to the states for use in non-attainment and maintenance areas for projects that contribute to the attainment of the Clean Air Act standards by reducing emissions from highway sources. The DVRPC program will contribute to the following projects selected as part of the DVRPC competitive CMAQ Program: Diesel Engine Locomotive Retrofits, Gloucester County CNG Transit Vehicles, Gloucester Marine Terminal Truck Engine Retrofit, Province Line Road Bike Trail, and Haddon Avenue Roadway Improvements.

PROGCAT: Quality of Life
(figures are in millions)

SPONSOR: Local Lead

MUNC1: Various

COUNTY: Various

PLAN	MPO	PHASE	FUND	2014	2015	2016	2017	2018	2019	2020	2021	2022	2023
1423	SJTPO	EC	CMAQ	\$1.900	\$1.900	\$1.900	\$1.900	\$1.900	\$1.900	\$1.900	\$1.900	\$1.900	\$1.900

DBNUM: *Project Name*

X41A1 Local County Aid, SJTPO

This program provides funds allocated to the counties within the SJTPO MPO area for transportation improvements under the NJ Transportation Trust Fund Act.

PROGCAT: Local Aid
(figures are in millions)

SPONSOR: Local Lead

MUNC1: Various

COUNTY: Various

PLAN	MPO	PHASE	FUND	2014	2015	2016	2017	2018	2019	2020	2021	2022	2023
1423	SJTPO	ERC	STATE	\$9.534	\$9.534	\$9.534	\$9.534	\$9.534	\$9.534	\$9.534	\$9.534	\$9.534	\$9.534

FY 2014-23 TRANSPORTATION IMPROVEMENT PROGRAM SOUTH JERSEY TRANSPORTATION PLANNING ORGANIZATION

DBNUM: *Project Name*

X98A1 Local Municipal Aid, SJTPO

This program provides funds allocated to municipalities in the SJTPO area for transportation improvements under the NJ Transportation Trust Fund Act.

PROGCAT: Local Aid **SPONSOR:** Local Lead **MUNC1:** Various **COUNTY:** Various

(figures are in millions)

PLAN	MPO	PHASE	FUND	2014	2015	2016	2017	2018	2019	2020	2021	2022	2023
1423	SJTPO	ERC	STATE	\$6.214	\$6.214	\$6.214	\$6.214	\$6.214	\$6.214	\$6.214	\$6.214	\$6.214	\$6.214

DBNUM: *Project Name*

06326 Local Project Development Support

This program provides NJDOT project management and environmental support to local governments.

PROGCAT: Local Aid **SPONSOR:** NJDOT **MUNC1:** Various **COUNTY:** Various

(figures are in millions)

PLAN	MPO	PHASE	FUND	2014	2015	2016	2017	2018	2019	2020	2021	2022	2023
1423	SJTPO	PLS	STP-SJ	\$0.275	\$0.275	\$0.275	\$0.275	\$0.275	\$0.275	\$0.275	\$0.275	\$0.275	\$0.275

FY 2014-23 TRANSPORTATION IMPROVEMENT PROGRAM

SOUTH JERSEY TRANSPORTATION PLANNING ORGANIZATION

DBNUM: *Project Name*

04314 Local Safety/ High Risk Rural Roads Program

The Local Safety Program provides funds to counties and municipalities for the improvement of dangerous intersections and other road improvements, focusing on pedestrian and vehicular safety improvements of critical need that can be delivered in a short period of time, generally less than 12 months from problem identification to completion of construction. This program also encompasses mandatory federal funding of \$1.7 million per year for High Risk Rural Roads, for safety countermeasures on rural major or minor collector roads, or on rural local roads.

PROGCAT: Local Aid **SPONSOR:** Local Lead **MUNC1:** Various **COUNTY:** Various

(figures are in millions)

PLAN	MPO	PHASE	FUND	2014	2015	2016	2017	2018	2019	2020	2021	2022	2023
1423	SJTPO	ERC	HSIP	\$1.000	\$1.000	\$1.000	\$1.000	\$1.000	\$1.000	\$1.000	\$1.000	\$1.000	\$1.000

DBNUM: *Project Name*

X30A Metropolitan Planning

NJDOT supports the federally mandated Metropolitan Planning Organization transportation planning process. New Jersey Metropolitan Planning Organizations carry out a "3C" transportation planning process whereby planning activities are conducted on a continuous basis while also providing a forum for cooperative decision making among responsible state and local officials, public and private transit operators and the general public.

PROGCAT: Local Aid **SPONSOR:** MPO **MUNC1:** Various **COUNTY:** Various

(figures are in millions)

PLAN	MPO	PHASE	FUND	2014	2015	2016	2017	2018	2019	2020	2021	2022	2023
1423	SJTPO	PLS	PL	\$0.937	\$0.937	\$0.937	\$0.937	\$0.937	\$0.937	\$0.937	\$0.937	\$0.937	\$0.937
1423	SJTPO	PLS	PL-FTA	\$0.430	\$0.430	\$0.430	\$0.430	\$0.430	\$0.430	\$0.430	\$0.430	\$0.430	\$0.430
1423	SJTPO	PLS	STP-SJ	\$0.265	\$0.265	\$0.265	\$0.265	\$0.265	\$0.265	\$0.265	\$0.265	\$0.265	\$0.265

FY 2014-23 TRANSPORTATION IMPROVEMENT PROGRAM

SOUTH JERSEY TRANSPORTATION PLANNING ORGANIZATION

DBNUM: *Project Name*

X35A1 Rail-Highway Grade Crossing Program, Federal

This program will provide funding for the elimination of hazards at rail-highway grade crossings, the rehabilitation of grade crossing surfaces, and the installation of protective warning devices for roadways both on and off the federal-aid system. Funding will also be provided for the traffic control items required during the construction work and the installation of advance warning signs and pavement markings at all highway-rail grade crossings.

PROGCAT: Safety
SPONSOR: NJDOT
MUNC1: Various
COUNTY: Various

(figures are in millions)

PLAN	MPO	PHASE	FUND	2014	2015	2016	2017	2018	2019	2020	2021	2022	2023
1423	SJTPO	EC	RHC	\$2.000	\$2.000	\$2.000	\$2.000	\$2.000	\$2.000	\$2.000	\$2.000	\$2.000	\$2.000

DBNUM: *Project Name*

99327A Resurfacing, Federal

This program provides for the design and construction of pavement resurfacing projects. This line item will be utilized to provide pavement recommendations, survey, aerial photography, photogrammetry, base mapping and engineering needed to prepare contract documents to advertise resurfacing projects as well as provide for contractor services to construct resurfacing projects. Project lists will be developed by using the Pavement Management System and visual inspection of the roadway segments in need of repair.

PROGCAT: Roadway Preserva
SPONSOR: NJDOT
MUNC1: Various
COUNTY: Various

(figures are in millions)

PLAN	MPO	PHASE	FUND	2014	2015	2016	2017	2018	2019	2020	2021	2022	2023
1423	SJTPO	ERC	NHPP				\$5.000	\$10.000	\$15.000	\$15.000	\$15.000	\$15.000	####

FY 2014-23 TRANSPORTATION IMPROVEMENT PROGRAM

SOUTH JERSEY TRANSPORTATION PLANNING ORGANIZATION

DBNUM: *Project Name*

X107 Transportation Alternatives Program

This program provides federal funding for projects such as scenic enhancements, historic preservation, and bicycle and pedestrian improvements.

PROGCAT: **SPONSOR:** **MUNC1:** **COUNTY**
 Quality of Life NJDOT Various Various
 (figures are in millions)

PLAN	MPO	PHASE	FUND	2014	2015	2016	2017	2018	2019	2020	2021	2022	2023
1423	SJTPO	ERC	TAP	\$0.518	\$0.518	\$0.518	\$0.518	\$0.518	\$0.518	\$0.518	\$0.518	\$0.518	\$0.518

SECTION IV

NJDOT Statewide Programs

FY 2014-23 TRANSPORTATION IMPROVEMENT PROGRAM SOUTH JERSEY TRANSPORTATION PLANNING ORGANIZATION

DBNUM: ***Project Name***

X12 Acquisition of Right of Way

Advance acquisition and demolition of key right of way parcels, easements, transportation facilities, and access and development rights to preserve transportation corridors for future transportation use.

PROGCAT: Capital Program D
(figures are in millions)

SPONSOR: NJDOT

MUNC1: Various

COUNTY: Various

PLAN	MPO	PHASE	FUND	2014	2015	2016	2017	2018	2019	2020	2021	2022	2023
------	-----	-------	------	------	------	------	------	------	------	------	------	------	------

1423	Statewide	ROW	STATE	\$0.500	\$0.500	\$0.500	\$0.500	\$0.500	\$0.500	\$0.500	\$0.500	\$0.500	\$0.500
------	-----------	-----	-------	---------	---------	---------	---------	---------	---------	---------	---------	---------	---------

DBNUM: ***Project Name***

11344 ADA Curb Ramp Implementation

The Federal Highway Administration requested NJDOT to complete an Americans with Disabilities Act (ADA) Curb Ramp Inventory and develop an Implementation Program. A priority list of locations that are missing ADA curb ramps was developed and this funding will be applied to projects that are missing ADA curb ramps statewide. There are currently 17% of state roadway intersections that are missing curb ramps.

PROGCAT:

SPONSOR: NJDOT

MUNC1: Various

COUNTY: Various

(figures are in millions)

PLAN	MPO	PHASE	FUND	2014	2015	2016	2017	2018	2019	2020	2021	2022	2023
------	-----	-------	------	------	------	------	------	------	------	------	------	------	------

1423	Statewide	ERC	STP	\$0.500	\$0.500	\$0.500	\$0.500	\$0.500	\$0.500	\$0.500	\$0.500	\$0.500	\$0.500
------	-----------	-----	-----	---------	---------	---------	---------	---------	---------	---------	---------	---------	---------

FY 2014-23 TRANSPORTATION IMPROVEMENT PROGRAM

SOUTH JERSEY TRANSPORTATION PLANNING ORGANIZATION

DBNUM: ***Project Name***

08415 Airport Improvement Program

This program funds grants to be awarded by the Commissioner of NJDOT pursuant to a competitive project application process for projects, including but not limited to, safety, preservation, rehabilitation and capital improvements (such as runway, taxiway and apron improvements, airport lighting and navigational aids, aviation fuel farms, automated weather observation systems, airport security, airport access roads, etc.) at public-use general aviation airports, aviation planning purposes, aviation education and promotion programs, aviation studies, airport feasibility studies, and also to provide funds to help match and capture federal funds.

PROGCAT: **SPONSOR:** **MUNC1:** **COUNTY**
 NJDOT Various Various

(figures are in millions)

PLAN	MPO	PHASE	FUND	2014	2015	2016	2017	2018	2019	2020	2021	2022	2023
1423	Statewide	ERC	STATE	\$5.000	\$5.000	\$5.000	\$5.000	\$5.000	\$5.000	\$5.000	\$5.000	\$5.000	\$5.000

DBNUM: ***Project Name***

04311 Asbestos Surveys and Abatements

This program provides initial funding for term agreements for advanced design services which include asbestos surveying, preparation of plans and specifications for the asbestos abatement, and the air monitoring process needed on construction contracts.

PROGCAT: **SPONSOR:** **MUNC1:** **COUNTY**
 Capital Program D NJDOT Various Various

(figures are in millions)

PLAN	MPO	PHASE	FUND	2014	2015	2016	2017	2018	2019	2020	2021	2022	2023
1423	Statewide	DES	STATE	\$0.500	\$0.500	\$0.500	\$0.500	\$0.500	\$0.500	\$0.500	\$0.500	\$0.500	\$0.500

FY 2014-23 TRANSPORTATION IMPROVEMENT PROGRAM

SOUTH JERSEY TRANSPORTATION PLANNING ORGANIZATION

DBNUM: *Project Name*

13303 Automatic Traffic Management System (ATMS)

This program will provide funding for the deployment program for the first Automatic Traffic management System (ATMS) in the State including all phases of design. This program will include funding for the complete delivery of the Final Design document for Automatic Traffic Management System (ATMS) for a candidate highway (I-80, I-295 or I-78). The design document will be used to deploy and carry out the actual construction of this technology for automatic operation and handling of traffic.

PROGCAT: **SPONSOR:** **MUNC1:** **COUNTY**
 NJDOT Various Various

(figures are in millions)

PLAN	MPO	PHASE	FUND	2014	2015	2016	2017	2018	2019	2020	2021	2022	2023
1423	Statewide	CON	CMAQ			\$13.000	\$13.000						
1423	Statewide	DES	CMAQ	\$2.000	\$2.000								

DBNUM: *Project Name*

01335 Betterments, Dams

This program provides funding for NJ Department of Environmental Protection mandated cyclic (2 year) inspections and the preparation and maintenance of Emergency Action Plans (EAP), Operations and Maintenance Manuals (O&M) and Hydrology and Hydraulics (H&H) engineering studies for NJDOT owned dams. If needed, minor improvements will be provided for hydraulically inadequate dams located on the state highway system.

PROGCAT: **SPONSOR:** **MUNC1:** **COUNTY**
 Roadway Preserva NJDOT Various Various

(figures are in millions)

PLAN	MPO	PHASE	FUND	2014	2015	2016	2017	2018	2019	2020	2021	2022	2023
1423	Statewide	EC	STATE	\$0.350	\$0.350	\$0.350	\$0.350	\$0.350	\$0.350	\$0.350	\$0.350	\$0.350	\$0.350

FY 2014-23 TRANSPORTATION IMPROVEMENT PROGRAM

SOUTH JERSEY TRANSPORTATION PLANNING ORGANIZATION

DBNUM: *Project Name*

X72B Betterments, Roadway Preservation

This is an ongoing program of minor improvements to the state highway system for miscellaneous maintenance repair contracts, repair parts, miscellaneous needs for emergent projects, handicap ramps, and drainage rehabilitation/maintenance.

PROGCAT: Roadway Preserva
(figures are in millions)

SPONSOR: NJDOT

MUNC1: Various

COUNTY: Various

PLAN	MPO	PHASE	FUND	2014	2015	2016	2017	2018	2019	2020	2021	2022	2023
1423	Statewide	EC	STATE	\$10.195	\$10.195	\$10.195	\$10.195	\$10.195	\$10.195	\$10.195	\$10.195	\$10.195	\$10.195

DBNUM: *Project Name*

X72C Betterments, Safety

This is an ongoing program of minor improvements to the state highway system such as beam guide rail and impact attenuators, as well as safety fencing.

PROGCAT: Safety
(figures are in millions)

SPONSOR: NJDOT

MUNC1: Various

COUNTY: Various

PLAN	MPO	PHASE	FUND	2014	2015	2016	2017	2018	2019	2020	2021	2022	2023
1423	Statewide	EC	STATE	\$7.000	\$7.000	\$7.000	\$7.000	\$7.000	\$7.000	\$7.000	\$7.000	\$7.000	\$7.000

FY 2014-23 TRANSPORTATION IMPROVEMENT PROGRAM

SOUTH JERSEY TRANSPORTATION PLANNING ORGANIZATION

DBNUM: *Project Name*

X185 Bicycle & Pedestrian Facilities/Accommodations

This is a comprehensive program to insure the broad implementation of the Statewide Bicycle and Pedestrian Master Plan, Complete Streets Policy and the implementation of federal and state policies and procedures pertaining to bicycle, pedestrian, transit and ADA access and safety. This program includes addressing bicycle, pedestrian, transit and ADA travel needs through the development of improvements on state, county and local system either by independent capital projects or through grants to counties and municipalities. Projects must make full consideration for the needs of all users.

PROGCAT: Intermodal Progra
(figures are in millions)

SPONSOR: NJDOT

MUNC1: Various

COUNTY: Various

PLAN	MPO	PHASE	FUND	2014	2015	2016	2017	2018	2019	2020	2021	2022	2023
1423	Statewide	ERC	CMAQ	\$5.000	\$5.000	\$5.000	\$5.000	\$5.000	\$5.000	\$5.000	\$5.000	\$5.000	\$5.000
1423	Statewide	ERC	STATE	\$1.000	\$1.000	\$1.000	\$1.000	\$1.000	\$1.000	\$1.000	\$1.000	\$1.000	\$1.000

DBNUM: *Project Name*

03304 Bridge Deck/Superstructure Replacement Program

This program will provide funding for design and construction of deck preservation, deck replacement and superstructure replacement projects in various locations throughout the state. This is a statewide program which will address an approved priority listing of deficient bridge decks.

PROGCAT: Bridge Preservatio
(figures are in millions)

SPONSOR: NJDOT

MUNC1: Various

COUNTY: Various

PLAN	MPO	PHASE	FUND	2014	2015	2016	2017	2018	2019	2020	2021	2022	2023
1423	Statewide	ERC	NHPP	\$5.000	\$5.000	\$5.000	\$5.000	\$5.000	\$5.000	\$5.000	\$5.000	\$5.000	\$4.000

FY 2014-23 TRANSPORTATION IMPROVEMENT PROGRAM

SOUTH JERSEY TRANSPORTATION PLANNING ORGANIZATION

DBNUM: *Project Name*

98315 Bridge Emergency Repair

This program allows NJDOT to obtain emergency bridge repairs (through various Bridge Maintenance Contracts - i.e. Concrete Structural Repair, Structural Steel Repair, Timber Structure Repair, Movable Bridge Repair Contracts). This program also allows the NJDOT to obtain emergency technical consultant assistance for inspection and repair design when the safety of a bridge(s) is compromised due to a collision or flood damage, etc. These consultants will be available to assist Department personnel on an as-needed basis.

PROGCAT: Bridge Preservation
(figures are in millions)

SPONSOR: NJDOT

MUNC1: Various

COUNTY: Various

PLAN	MPO	PHASE	FUND	2014	2015	2016	2017	2018	2019	2020	2021	2022	2023
1423	Statewide	EC	STATE	\$33.000	\$33.000	\$33.000	\$35.000	\$35.000	\$35.000	\$35.000	\$35.000	\$35.000	\$35.000

DBNUM: *Project Name*

X07A Bridge Inspection

This program provides regular structural inspection of state highway, NJ Transit highway-carrying bridges and local bridges as required by federal law. This program also enables the in-depth scour evaluation of potentially scour susceptible bridges.

PROGCAT: Bridge Preservation
(figures are in millions)

SPONSOR: NJDOT

MUNC1: Various

COUNTY: Various

PLAN	MPO	PHASE	FUND	2014	2015	2016	2017	2018	2019	2020	2021	2022	2023
1423	Statewide	EC	BRIDGE-OFF	\$8.100	\$8.100	\$8.100	\$8.100	\$8.100	\$8.100	\$8.100	\$8.100	\$8.100	\$8.100
1423	Statewide	EC	NHPP	\$10.850	\$10.850	\$10.850	\$10.850	\$10.850	\$10.850	\$10.850	\$10.850	\$10.850	\$10.850
1423	Statewide	EC	STP	\$9.450	\$9.450	\$9.450	\$9.450	\$9.450	\$9.450	\$9.450	\$9.450	\$9.450	\$9.450

FY 2014-23 TRANSPORTATION IMPROVEMENT PROGRAM

SOUTH JERSEY TRANSPORTATION PLANNING ORGANIZATION

DBNUM: *Project Name*

X70 Bridge Management System

This is a program for the development, improvement, and implementation of New Jersey's Bridge Management System, a computerized system of analyzing bridge rehabilitation and replacement needs.

PROGCAT: Bridge Preservation
(figures are in millions)

SPONSOR: NJDOT

MUNC1: Various

COUNTY: Various

PLAN	MPO	PHASE	FUND	2014	2015	2016	2017	2018	2019	2020	2021	2022	2023
1423	Statewide	EC	STP	\$0.400	\$0.400	\$0.400	\$0.400	\$0.400	\$0.400	\$0.400	\$0.400	\$0.400	\$0.400

DBNUM: *Project Name*

13323 Bridge Preventive Maintenance

This program provides funding for bridge preservation activities including painting as well as deck repairs and substructure repairs as a means of extending structure life. Painting contracts shall be awarded to include painting steel on various structures as an anti-corrosion and will be constituted from an approved list of bridges based on the availability and regional breakdown of funding. Preventive maintenance contracts shall include deck repairs, header reconstruction, curb reconstruction, joint resealing, substructure concrete repairs, and sealing of the entire structure, with structures systematically prioritized by corridor or geographical area. Both painting and preventive maintenance contracts shall be awarded to preserve and prolong the useful service life of bridges in accordance with the NJDOT Bridge Preventive Maintenance Program.

PROGCAT:

SPONSOR: NJDOT

MUNC1: Various

COUNTY: Various

(figures are in millions)

PLAN	MPO	PHASE	FUND	2014	2015	2016	2017	2018	2019	2020	2021	2022	2023
1423	Statewide	EC	NHPP	\$13.000	\$13.000	\$13.000	\$13.000	\$13.000	\$15.000	\$15.000	\$15.000	\$15.000	\$15.000
1423	Statewide	EC	STATE	\$22.000	\$22.000	\$22.000	\$25.000	\$25.000	\$25.000	\$25.000	\$25.000	\$25.000	\$25.000
1423	Statewide	EC	STP	\$7.000	\$7.000	\$7.000	\$7.000	\$7.000	\$7.000	\$7.000	\$7.000	\$7.000	\$7.000

FY 2014-23 TRANSPORTATION IMPROVEMENT PROGRAM

SOUTH JERSEY TRANSPORTATION PLANNING ORGANIZATION

DBNUM: *Project Name*

08381 Bridge Replacement, Future Projects

Future projects related to bridge replacements, Statewide.

PROGCAT: Bridge Preservatio
(figures are in millions)

SPONSOR: NJDOT

MUNC1: Various

COUNTY: Various

PLAN	MPO	PHASE	FUND	2014	2015	2016	2017	2018	2019	2020	2021	2022	2023
1423	Statewide	ERC	NHPP			\$3.820	\$16.284	\$6.743	\$47.072	\$129.629	\$197.816	\$302.646	\$340.046
1423	Statewide	ERC	STATE			\$21.342	\$66.778	\$52.736	\$34.245	\$164.344	\$172.644	\$168.444	\$165.144

DBNUM: *Project Name*

98316 Bridge Scour Countermeasures

Bridge scour countermeasure contracts will provide the needed protection to various substructure elements to extend the life of state bridges over waterways. The bridge scour countermeasure contracts will be constituted from an approved list of bridges and will be based on the availability and regional breakdown of funding.

PROGCAT: Bridge Preservatio
(figures are in millions)

SPONSOR: NJDOT

MUNC1: Various

COUNTY: Various

PLAN	MPO	PHASE	FUND	2014	2015	2016	2017	2018	2019	2020	2021	2022	2023
1423	Statewide	ERC	NHPP	\$0.500	\$0.500								

FY 2014-23 TRANSPORTATION IMPROVEMENT PROGRAM SOUTH JERSEY TRANSPORTATION PLANNING ORGANIZATION

DBNUM: *Project Name*

98319 Capital Contract Payment Audits

This program provides funding for the auditing of capital project contract invoices that involve reimbursement of direct and overhead costs. The Federal Highway Administration requires such audits on all engineering firms doing business with the NJDOT in order to ensure accurate billing of project costs.

PROGCAT: **SPONSOR:** **MUNC1:** **COUNTY**
Capital Program S NJDOT Various Various
(figures are in millions)

PLAN	MPO	PHASE	FUND	2014	2015	2016	2017	2018	2019	2020	2021	2022	2023
1423	Statewide	EC	STATE	\$1.500	\$1.500	\$1.500	\$1.500	\$1.500	\$1.500	\$1.500	\$1.500	\$1.500	\$1.500

DBNUM: *Project Name*

02379 Congestion Relief, Intelligent Transportation System Improvements (Smart Move Program)

This is a program of low-cost, quick-turnaround intelligent transportation system (ITS) improvements to improve traffic flow and provide traveler information on the state's transportation system. This program will provide for the deployment of these through separate ITS projects or be added within other roadway and bridge infrastructure preservation projects to effectively complete these at the minimum cost and disruption to traffic during construction. Design support to add ITS components and/or standards may be accomplished through using consultants. ITS equipment are long lead time items and this program will allow procurement to proceed in advance and then to be installed in the first stages to also assist in the mitigation of traffic impacts during construction of those projects. ITS equipment could include Dynamic Message Signs to provide real time traffic conditions in strategic locations to allow the motoring public to make informed decisions on possible alternatives.

PROGCAT: **SPONSOR:** **MUNC1:** **COUNTY**
Congestion Relief NJDOT Various Various
(figures are in millions)

PLAN	MPO	PHASE	FUND	2014	2015	2016	2017	2018	2019	2020	2021	2022	2023
1423	Statewide	ERC	STATE	\$2.000	\$2.000	\$2.000	\$2.000	\$2.000	\$2.000	\$2.000	\$2.000	\$2.000	\$2.000

FY 2014-23 TRANSPORTATION IMPROVEMENT PROGRAM SOUTH JERSEY TRANSPORTATION PLANNING ORGANIZATION

DBNUM: ***Project Name***

02378 Congestion Relief, Operational Improvements (Fast Move Program)

This is a program of low-cost, quick-turnaround capital improvements to relieve congestion at key bottleneck locations throughout the state.

PROGCAT: Congestion Relief
(figures are in millions)

SPONSOR: NJDOT

MUNC1: Various

COUNTY: Various

PLAN	MPO	PHASE	FUND	2014	2015	2016	2017	2018	2019	2020	2021	2022	2023
1423	Statewide	EC	STATE	\$2.000	\$2.000	\$2.000	\$2.000	\$2.000	\$2.000	\$2.000	\$2.000	\$2.000	\$2.000

DBNUM: ***Project Name***

X180 Construction Inspection

In order to provide inspection of construction projects on an as-needed basis, the NJDOT provides term agreements. This service also provides materials inspection of structural steel and precast concrete produced at out-of-state fabrication facilities.

PROGCAT: Capital Program D
(figures are in millions)

SPONSOR: NJDOT

MUNC1: Various

COUNTY: Various

PLAN	MPO	PHASE	FUND	2014	2015	2016	2017	2018	2019	2020	2021	2022	2023
1423	Statewide	EC	STATE	\$8.000	\$8.000	\$8.000	\$8.750	\$8.750	\$8.750	\$8.750	\$8.750	\$8.750	\$8.750

FY 2014-23 TRANSPORTATION IMPROVEMENT PROGRAM SOUTH JERSEY TRANSPORTATION PLANNING ORGANIZATION

DBNUM: *Project Name*

05304 Construction Program IT System (TRNS.PORT)

This program will provide a replacement system for the current information technology (IT) systems supporting the Estimating through Awarding of Construction Projects. It will also implement IT systems for Construction Management, Materials and Civil Rights including annual licensing fees.

PROGCAT: Capital Program D
(figures are in millions)
SPONSOR: NJDOT
MUNC1: Various
COUNTY: Various

PLAN	MPO	PHASE	FUND	2014	2015	2016	2017	2018	2019	2020	2021	2022	2023
1423	Statewide	EC	STATE	\$0.900	\$0.500	\$0.500	\$0.700	\$0.700	\$0.700	\$0.700	\$0.700	\$0.700	\$0.700

DBNUM: *Project Name*

99322A Culvert Inspection Program, Locally-owned Structures

This program will provide for regular structural inspection of county-owned and locally-owned highway bridges of less than 20 feet.

PROGCAT: Bridge Preservatio
(figures are in millions)
SPONSOR: NJDOT
MUNC1: Various
COUNTY: Various

PLAN	MPO	PHASE	FUND	2014	2015	2016	2017	2018	2019	2020	2021	2022	2023
1423	Statewide	EC	STATE	\$4.500	\$4.500	\$4.500	\$4.500	\$4.500	\$4.500	\$4.500	\$4.500	\$4.500	\$4.500

FY 2014-23 TRANSPORTATION IMPROVEMENT PROGRAM

SOUTH JERSEY TRANSPORTATION PLANNING ORGANIZATION

DBNUM: *Project Name*

99322 Culvert Inspection Program, State-owned Structures

This program provides for the inspection of state-owned highway bridges less than 20 feet in length.

PROGCAT: Bridge Preservatio
(figures are in millions)

SPONSOR: NJDOT

MUNC1: Various

COUNTY: Various

PLAN	MPO	PHASE	FUND	2014	2015	2016	2017	2018	2019	2020	2021	2022	2023
1423	Statewide	EC	STATE	\$0.800	\$0.800	\$0.800	\$0.800	\$0.800	\$0.800	\$0.800	\$0.800	\$0.800	\$0.800

DBNUM: *Project Name*

09316 Culvert Replacement Program

Culvert replacements will be initiated based on the results of the culvert inspection program. It is anticipated that these culverts will be replaced in the same location with basically the same waterway opening size and will require minimal utility involvement.

PROGCAT:

SPONSOR: NJDOT

MUNC1: Various

COUNTY: Various

(figures are in millions)

PLAN	MPO	PHASE	FUND	2014	2015	2016	2017	2018	2019	2020	2021	2022	2023
1423	Statewide	ERC	STATE	\$2.000	\$2.000	\$2.000	\$2.000	\$2.000	\$2.000	\$2.000	\$2.000	\$2.000	\$2.000
1423	Statewide	ERC	STP	\$1.000	\$1.000	\$1.000	\$1.000	\$1.000	\$1.000	\$1.000	\$1.000	\$1.000	\$1.000

FY 2014-23 TRANSPORTATION IMPROVEMENT PROGRAM SOUTH JERSEY TRANSPORTATION PLANNING ORGANIZATION

DBNUM: *Project Name*

X142 DBE Supportive Services Program

This is a federal grant program which provides support to individual Disadvantaged Business Enterprise (DBE) contractors through technical assistance, on-site visits, DBE conferences, newsletters, and similar types of assistance.

PROGCAT: Capital Program S
(figures are in millions)
SPONSOR: NJDOT
MUNC1: Various
COUNTY: Various

PLAN	MPO	PHASE	FUND	2014	2015	2016	2017	2018	2019	2020	2021	2022	2023
1423	Statewide	EC	STP	\$0.250	\$0.250	\$0.250	\$0.250	\$0.250	\$0.250	\$0.250	\$0.250	\$0.250	\$0.250

DBNUM: *Project Name*

X106 Design, Emerging Projects

This program provides initial funding for Capital Program Management task order agreements as well as projects emerging from concept development. Funding is also provided for review of projects and for advanced design services which include, but are not limited to the following functions: development of base plan for final design; location of existing features within footprints, such as project monumentation, topography, utilities and drainage, using Subsurface Utility Engineering (SUE), General Field survey, Global Positioning System survey, Primary Control survey and Aerial photography; geotechnical work, specifically soil borings; administrative work needed to set budgets and manpower for right of way acquisition; asbestos surveying or plans, specifications and air monitoring for abatement process.

PROGCAT: Capital Program D
(figures are in millions)
SPONSOR: NJDOT
MUNC1: Various
COUNTY: Various

PLAN	MPO	PHASE	FUND	2014	2015	2016	2017	2018	2019	2020	2021	2022	2023
1423	Statewide	DES	STATE	\$5.000	\$5.000	\$5.000	\$5.000	\$5.000	\$5.000	\$5.000	\$5.000	\$5.000	\$5.000

FY 2014-23 TRANSPORTATION IMPROVEMENT PROGRAM SOUTH JERSEY TRANSPORTATION PLANNING ORGANIZATION

DBNUM: ***Project Name***

05342 Design, Geotechnical Engineering Tasks

This program will provide funding for term agreements to obtain consultant services to perform Geotechnical Services for various projects within the geographical confines of the state of New Jersey. The work covered by this agreement will be limited to Geotechnical Engineering Services and consists of two major tasks: conducting subsurface exploration programs and providing geotechnical designs and analysis for bridge and structure foundations, roadway engineering and rock engineering.

PROGCAT: **SPONSOR:** **MUNC1:** **COUNTY**
Capital Program D NJDOT Various Various
(figures are in millions)

PLAN	MPO	PHASE	FUND	2014	2015	2016	2017	2018	2019	2020	2021	2022	2023
1423	Statewide	DES	STATE	\$0.500		\$0.500		\$0.500		\$0.500		\$0.500	

DBNUM: ***Project Name***

X197 Disadvantaged Business Enterprise

This is a federal grant to provide an integrated program of training and business development services to expand the capacity of Disadvantaged Business Enterprise (DBE) firms to more equitably compete for public works contracts in the State.

PROGCAT: **SPONSOR:** **MUNC1:** **COUNTY**
Capital Program S NJDOT Various Various
(figures are in millions)

PLAN	MPO	PHASE	FUND	2014	2015	2016	2017	2018	2019	2020	2021	2022	2023
1423	Statewide	EC	STP	\$0.100	\$0.100	\$0.100	\$0.100	\$0.100	\$0.100	\$0.100	\$0.100	\$0.100	\$0.100

FY 2014-23 TRANSPORTATION IMPROVEMENT PROGRAM

SOUTH JERSEY TRANSPORTATION PLANNING ORGANIZATION

DBNUM: *Project Name*

X154D Drainage Rehabilitation & Improvements

This program funds low-cost/high-value drainage projects on the state highway drainage system.

PROGCAT: Roadway Preserva
(figures are in millions)

SPONSOR: NJDOT

MUNC1: Various

COUNTY: Various

PLAN	MPO	PHASE	FUND	2014	2015	2016	2017	2018	2019	2020	2021	2022	2023
1423	Statewide	EC	STP	\$5.000	\$5.000	\$5.000	\$5.000	\$5.000	\$5.000	\$5.000	\$5.000	\$5.000	\$5.000

DBNUM: *Project Name*

X154 Drainage Rehabilitation and Maintenance, State

This program provides funding for the rehabilitation and maintenance of state highway drainage systems, which may include: removal of material, video inspection, contract salary costs, retrofitting inlet covers due to Stormwater Management Regulations, acquisition and maintenance of specialized drainage equipment.

PROGCAT: Roadway Preserva
(figures are in millions)

SPONSOR: NJDOT

MUNC1: Various

COUNTY: Various

PLAN	MPO	PHASE	FUND	2014	2015	2016	2017	2018	2019	2020	2021	2022	2023
1423	Statewide	EC	STATE	\$9.554	\$9.554	\$9.554	\$9.554	\$9.554	\$12.000	\$12.000	\$12.000	\$12.000	\$12.000

FY 2014-23 TRANSPORTATION IMPROVEMENT PROGRAM

SOUTH JERSEY TRANSPORTATION PLANNING ORGANIZATION

DBNUM: *Project Name*

X241 Electrical Facilities

This program provides funding for purchasing materials in addition to replacement, repair, preservation, and installation of electrical facilities along the state highway system. Included in this program are highway lighting, sign lighting, cathodic protection for bridges, road weather information systems and traffic counting/monitoring sites.

PROGCAT: Capital Program S
(figures are in millions)

SPONSOR: NJDOT

MUNC1: Various

COUNTY: Various

PLAN	MPO	PHASE	FUND	2014	2015	2016	2017	2018	2019	2020	2021	2022	2023
1423	Statewide	EC	STATE	\$5.446	\$5.446	\$5.446	\$5.446	\$5.446	\$5.446	\$5.446	\$5.446	\$5.446	\$5.446

DBNUM: *Project Name*

04324 Electrical Load Center Replacement, Statewide

This project will provide for the betterment of the existing highway lighting facilities. The existing facilities do not comply with current electrical code and replacement equipment is not available. Due to high traffic volumes, maintenance of the existing facilities is hazardous to NJDOT personnel. The use of high-mast lighting will be investigated. ROW acquisition may be required.

PROGCAT: Capital Program S
(figures are in millions)

SPONSOR: NJDOT

MUNC1: Various

COUNTY: Various

PLAN	MPO	PHASE	FUND	2014	2015	2016	2017	2018	2019	2020	2021	2022	2023
1423	Statewide	ERC	STATE	\$2.000	\$2.000	\$2.000	\$4.000	\$4.000	\$4.000	\$4.000	\$4.000	\$4.000	\$4.000

FY 2014-23 TRANSPORTATION IMPROVEMENT PROGRAM

SOUTH JERSEY TRANSPORTATION PLANNING ORGANIZATION

DBNUM: *Project Name*

X75 Environmental Investigations

This program provides funding for environmental assessment work products provided on a quick-response basis through specialized task-order consultant agreements in such areas as ecology, hazardous waste investigations, cultural resource investigations and National Environmental Policy Act, and Section 4(f) documentation. Funding is also provided for environmental permit fees, laboratory fees, and other environmental consultant agreements requiring 100% state funding. This general program will, furthermore, provide for the cleanup at various locations, of gasoline UST Discharge, reduction and disposal of solid and hazardous waste materials from state highway system preservation operations and private disposal sites used during construction and subsequent maintenance of transportation facilities.

PROGCAT: Capital Program D
(figures are in millions)

SPONSOR: NJDOT

MUNC1: Various

COUNTY: Various

PLAN	MPO	PHASE	FUND	2014	2015	2016	2017	2018	2019	2020	2021	2022	2023
1423	Statewide	EC	STATE	\$3.000	\$3.000	\$3.000	\$4.000	\$4.000	\$4.000	\$4.000	\$4.000	\$4.000	\$4.000

DBNUM: *Project Name*

03309 Environmental Project Support

This program provides for environmental services for the following activities: Land Use Regulation Program permit and preparation payments; wetland delineations; wetland mitigation monitoring; wetland mitigation remediation; cultural resources mitigation; hazardous waste investigations and studies and payments; hydrology/hydraulic investigations and studies, permits and payments; and Air/Noise studies. These activities are in support of meeting environmental commitments and prevent costly violations.

PROGCAT: Capital Program D
(figures are in millions)

SPONSOR: NJDOT

MUNC1: Various

COUNTY: Various

PLAN	MPO	PHASE	FUND	2014	2015	2016	2017	2018	2019	2020	2021	2022	2023
1423	Statewide	ERC	STATE	\$0.400	\$0.400	\$0.400	\$0.500	\$0.500	\$0.500	\$0.500	\$0.600	\$0.600	\$0.600

FY 2014-23 TRANSPORTATION IMPROVEMENT PROGRAM

SOUTH JERSEY TRANSPORTATION PLANNING ORGANIZATION

DBNUM: *Project Name*

X15 Equipment (Vehicles, Construction, Safety)

This program provides funding for the direct purchase or lease/rental of replacement or new equipment to include, but not limited to the following: construction equipment, snow plow trucks, light duty trucks, passenger vehicles including vans & cars, radios, rollers, concrete mixers, asphalt spreaders, trailer-mounted arrow boards, safety trucks, portable light towers, truck-mounted attenuators, portable message boards, emergency service patrol vehicles, incident management response trucks, vehicle fuel system hardware and software, HARs trailers for diversion route planning and implementation (and all parts associated with this equipment). This equipment will support the expanded capital, safety and maintenance programs. Part of this funding should be used to replace equipment that is over-age and that has fallen behind the planned life cycle due to recurring budget shortfalls and budget cuts in the equipment area.

PROGCAT: Capital Program S
(figures are in millions)

SPONSOR: NJDOT

MUNC1: Various

COUNTY: Various

PLAN	MPO	PHASE	FUND	2014	2015	2016	2017	2018	2019	2020	2021	2022	2023
1423	Statewide	EC	STATE	\$11.000	\$11.000	\$20.000	\$20.000	\$20.000	\$20.000	\$20.000	\$20.000	\$20.000	\$20.000

DBNUM: *Project Name*

00377 Ferry Program

This program provides federal dollars allocated from the Ferry Boat Discretionary Fund program for construction/improvement to ferry boats and ferry terminals. Funding comes from set-aside funds and potential earmarks.

PROGCAT: Intermodal Progra
(figures are in millions)

SPONSOR: NJDOT

MUNC1: Various

COUNTY: Various

PLAN	MPO	PHASE	FUND	2014	2015	2016	2017	2018	2019	2020	2021	2022	2023
1423	Statewide	ERC	FBP	\$2.000	\$2.000	\$2.000	\$2.000	\$2.000	\$2.000	\$2.000	\$2.000	\$2.000	\$2.000

FY 2014-23 TRANSPORTATION IMPROVEMENT PROGRAM

SOUTH JERSEY TRANSPORTATION PLANNING ORGANIZATION

DBNUM: *Project Name*

X34 Freight Program

This program provides funding for the rehabilitation and improvement of key elements of the NJ rail freight network, including acquisition, rehabilitation, facility construction, and substitute service assistance under the State Freight Assistance Program, matching of federal funds, and participation in other projects and programs for improvement of the intermodal goods movement network and support of economic development initiatives.

PROGCAT: Intermodal Progra
(figures are in millions)

SPONSOR: NJDOT

MUNC1: Various

COUNTY: Various

PLAN	MPO	PHASE	FUND	2014	2015	2016	2017	2018	2019	2020	2021	2022	2023
1423	Statewide	EC	STATE	\$10.000	\$10.000	\$10.000	\$10.000	\$10.000	\$10.000	\$10.000	\$10.000	\$10.000	\$10.000

DBNUM: *Project Name*

09388 Highway Safety Improvement Program Planning

This item consists of two programs: Safety Management System (SMS) safety improvement projects and Rail-Highway safety improvement projects. SMS, through guidance of the HSIP (23 CFR 924), identifies, prioritizes and implements safety programs and projects associated with safe corridors and intersection improvement programs in an effort to reduce crashes and crash severity on New Jersey's roadways. Safe Corridor Program currently includes portions of Rt. 1, 9, 22, 40, 46, 47, 73 and 206. The Intersection Improvement Program includes right angle, left turn, same direction and pedestrian crash intersection locations. Rail-Highway Program will continue onsite inspection of public grade crossing to identify rail-highway grade crossing hazards to develop and implement rail-highway grade crossing safety improvements.

PROGCAT:

SPONSOR: NJDOT

MUNC1: Various

COUNTY: Various

(figures are in millions)

PLAN	MPO	PHASE	FUND	2014	2015	2016	2017	2018	2019	2020	2021	2022	2023
1423	Statewide	EC	HSIP	\$4.000	\$4.000	\$4.000	\$4.000	\$4.000	\$4.000	\$4.000	\$4.000	\$4.000	\$4.000

FY 2014-23 TRANSPORTATION IMPROVEMENT PROGRAM

SOUTH JERSEY TRANSPORTATION PLANNING ORGANIZATION

DBNUM: *Project Name*

13304 Intelligent Transportation System Resource Center

This program includes the development of a statewide Intelligent Transportation Systems (ITS) Strategic Plan, ITS Deployment Plan, and a Work Zone Mobility Monitoring Program. The center will also conduct research, operational tests, evaluation of deployment scenarios and strategies, training and outreach to develop best practices for implementation of ITS.

PROGCAT: **SPONSOR:** **MUNC1:** **COUNTY**
 (figures are in millions) NJDOT Various Various

PLAN	MPO	PHASE	FUND	2014	2015	2016	2017	2018	2019	2020	2021	2022	2023
1423	Statewide	EC	STP	\$4.000	\$3.000	\$3.000	\$3.000	\$3.000	\$3.000	\$3.000	\$3.000	\$3.000	\$3.000

DBNUM: *Project Name*

98333 Intersection Improvement Program (Project Implementation)

This program provides for the implementation of safety and operational improvements at intersections identified by the Highway Safety Improvement Program as having significant safety problems. This program also includes right angle, left turn and pedestrian crash occurrences at intersection locations.

PROGCAT: **SPONSOR:** **MUNC1:** **COUNTY**
 (figures are in millions) Safety NJDOT Various Various

PLAN	MPO	PHASE	FUND	2014	2015	2016	2017	2018	2019	2020	2021	2022	2023
1423	Statewide	ERC	HSIP	\$1.000	\$1.000	\$1.000	\$1.000	\$1.000	\$1.000	\$1.000	\$1.000	\$1.000	\$1.000
1423	Statewide	ERC	STATE				\$5.000	\$5.000	\$5.000	\$5.000	\$5.000	\$5.000	\$5.000

FY 2014-23 TRANSPORTATION IMPROVEMENT PROGRAM SOUTH JERSEY TRANSPORTATION PLANNING ORGANIZATION

DBNUM: *Project Name*

X151 Interstate Service Facilities

This program provides for the development and implementation of improvements and landscaping to the network of interstate highway service facilities.

PROGCAT: **SPONSOR:** **MUNC1:** **COUNTY**
 Quality of Life NJDOT Various Various
 (figures are in millions)

PLAN	MPO	PHASE	FUND	2014	2015	2016	2017	2018	2019	2020	2021	2022	2023
1423	Statewide	EC	STATE	\$0.100	\$0.100	\$0.100	\$0.100	\$0.100	\$0.100	\$0.100	\$0.100	\$0.100	\$0.100

DBNUM: *Project Name*

13305 Job Order Contracting

Utilize Job Order Contracting (JOC) to better manage and control cost associated with urgent bridge repairs. This project utilizes a 3rd party vendor to control the bid award process for road & bridge projects with an estimated repair cost under \$1M per project.

PROGCAT: **SPONSOR:** **MUNC1:** **COUNTY**
 NJDOT Various Various
 (figures are in millions)

PLAN	MPO	PHASE	FUND	2014	2015	2016	2017	2018	2019	2020	2021	2022	2023
1423	Statewide	EC	STP	\$2.400	\$2.400	\$2.400	\$2.400	\$2.400	\$2.400	\$2.400	\$2.400	\$2.400	\$2.400

FY 2014-23 TRANSPORTATION IMPROVEMENT PROGRAM SOUTH JERSEY TRANSPORTATION PLANNING ORGANIZATION

DBNUM: ***Project Name***

X137 Legal Costs for Right of Way Condemnation

This program provides reimbursement to the Division of Law for legal work performed in connection with right of way condemnation and capital project litigation.

PROGCAT: Capital Program D
(figures are in millions)

SPONSOR: NJDOT

MUNC1: Various

COUNTY: Various

PLAN	MPO	PHASE	FUND	2014	2015	2016	2017	2018	2019	2020	2021	2022	2023
1423	Statewide	EC	STATE	\$1.600	\$1.600	\$1.600	\$1.600	\$1.600	\$1.600	\$1.600	\$1.600	\$1.600	\$1.600

DBNUM: ***Project Name***

10347 Local Aid Consultant Services

Funding for consultant services to assist local public agencies in administering projects and providing oversight to recipients receiving Local Aid funds. Services also include providing overall quality assurance and quality control for the project delivery process.

PROGCAT:

SPONSOR: NJDOT

MUNC1: Various

COUNTY: Various

(figures are in millions)

PLAN	MPO	PHASE	FUND	2014	2015	2016	2017	2018	2019	2020	2021	2022	2023
1423	Statewide	EC	STATE	\$0.500									

FY 2014-23 TRANSPORTATION IMPROVEMENT PROGRAM SOUTH JERSEY TRANSPORTATION PLANNING ORGANIZATION

DBNUM: ***Project Name***

06327 Local Aid Grant Management System

This program provides for the development and implementation of a web-based grant management system to facilitate customer service to grantees and enable better management of grant funds, both state and federal.

PROGCAT: Local Aid
SPONSOR: NJDOT
MUNC1: Various
COUNTY: Various
(figures are in millions)

PLAN	MPO	PHASE	FUND	2014	2015	2016	2017	2018	2019	2020	2021	2022	2023
1423	Statewide	EC	STATE	\$0.100	\$0.100	\$0.100	\$0.100	\$0.100	\$0.100	\$0.100	\$0.100	\$0.100	\$0.100

DBNUM: ***Project Name***

X186 Local Aid, Infrastructure Fund

This program provides local aid funding for counties and municipalities in addition to funding provided by the basic Trust Fund Act program.

PROGCAT: Local Aid
SPONSOR: Local Lead
MUNC1: Various
COUNTY: Various
(figures are in millions)

PLAN	MPO	PHASE	FUND	2014	2015	2016	2017	2018	2019	2020	2021	2022	2023
1423	Statewide	ERC	STATE	\$7.500	\$7.500	\$7.500	\$7.500	\$7.500	\$7.500	\$7.500	\$7.500	\$7.500	\$7.500

FY 2014-23 TRANSPORTATION IMPROVEMENT PROGRAM

SOUTH JERSEY TRANSPORTATION PLANNING ORGANIZATION

DBNUM: *Project Name*

08387 Local Bridges, Future Needs

Formula-based and competitive-based funding is provided to counties for future needs related to the local bridge system.

PROGCAT: Bridge Preservatio
(figures are in millions)

SPONSOR: NJDOT

MUNC1: Various

COUNTY: Various

PLAN	MPO	PHASE	FUND	2014	2015	2016	2017	2018	2019	2020	2021	2022	2023
1423	Statewide	ERC	STATE	\$25.000	\$25.000	\$25.000	\$25.000	\$25.000	\$25.000	\$25.000	\$25.000	\$25.000	\$25.000

DBNUM: *Project Name*

X98Z Local Municipal Aid, Urban Aid

This program provides funds allocated to Urban Aid for transportation improvements under the NJ Transportation Trust Fund Act.

PROGCAT: Local Aid
(figures are in millions)

SPONSOR: Local Lead

MUNC1: Various

COUNTY: Various

PLAN	MPO	PHASE	FUND	2014	2015	2016	2017	2018	2019	2020	2021	2022	2023
1423	Statewide	ERC	STATE	\$5.000	\$5.000	\$5.000	\$5.000	\$5.000	\$5.000	\$5.000	\$5.000	\$5.000	\$5.000

FY 2014-23 TRANSPORTATION IMPROVEMENT PROGRAM

SOUTH JERSEY TRANSPORTATION PLANNING ORGANIZATION

DBNUM: *Project Name*

X196 Maintenance & Fleet Management System

This program provides for the continued operation and system upgrades of the Maintenance & Fleet Management Systems. These systems provide enhanced data accumulation and cost management dissemination capabilities for maintenance operations and a required compatible data source for related systems that are required for federal funding justification (Pavement and Bridge Management Systems). Also included will be the purchase of equipment for the NJDOT fleet and funding for monthly air-time fees.

PROGCAT: Roadway Preserva
(figures are in millions)

SPONSOR: NJDOT

MUNC1: Various

COUNTY: Various

PLAN	MPO	PHASE	FUND	2014	2015	2016	2017	2018	2019	2020	2021	2022	2023
1423	Statewide	EC	STATE	\$1.000	\$1.000	\$1.000	\$1.000	\$1.000	\$1.000	\$1.000	\$1.000	\$1.000	\$1.000

DBNUM: *Project Name*

01309 Maritime Transportation System

This program provides funding to support New Jersey's Maritime Industry and Marine Transportation System. The system includes navigable channels, dredging and dredged material management technologies, marine environment enhancements, berth and terminal structures, related intermodal transportation facilities and corridors, shipping, receiving and cargo movement tracking systems, GPS/GIS, Vessel Traffic and Port Information Systems, Physical Oceanographic Real-Time Systems, science, technology and education programs. Navigation aides, boat building technologies, ocean habitat tracking systems and other new technologies interact to create a seamless system linking all aspects of the maritime industry into a single transportation matrix. Funding may also be provided for the Port Jersey channel dredging project.

PROGCAT: Intermodal Progra
(figures are in millions)

SPONSOR: NJDOT

MUNC1: Various

COUNTY: Various

PLAN	MPO	PHASE	FUND	2014	2015	2016	2017	2018	2019	2020	2021	2022	2023
1423	Statewide	EC	STATE	\$1.000	\$1.000	\$1.000	\$1.000	\$1.000	\$1.000	\$1.000	\$1.000	\$1.000	\$1.000

FY 2014-23 TRANSPORTATION IMPROVEMENT PROGRAM

SOUTH JERSEY TRANSPORTATION PLANNING ORGANIZATION

DBNUM: ***Project Name***

12367 Median Crossover Protection Contract #12

This project involves the installation of a Dual Faced/Modified Thrie Beam Guiderail in 21.05 miles of median of various Interstates, Freeways and Expressways in the Central and Southern Region. The various locations are I-295, MP 60.4 - 67.51; I-287, MP 29.3 - 29.5; I-195, MP 3.54 - 4.33 & MP 22.8 - 34.17; 138, MP 0.72 - 3.22; 55, MP 20.8 - 52.3; 29, MP 4.75 - 8.85; 18, MP 14.44 - 16.56. Use Non-vegetative Surface, Porous HMA under guiderail.

PROGCAT: **SPONSOR:** **MUNC1:** **COUNTY**
 Safety Various Various

(figures are in millions)

PLAN	MPO	PHASE	FUND	2014	2015	2016	2017	2018	2019	2020	2021	2022	2023
1423	Statewide	CON	NHPP		\$10.512								

DBNUM: ***Project Name***

07332 Minority and Women Workforce Training Set Aside

State law requires that an allocation of one half of one percent for State construction contracts over \$1 million is set aside for minority and women outreach and training purposes. Training and outreach activities will have particular emphasis on contractors who do not meet workforce goals. This requirement is delineated under NJAC 17:27-7.4. NJDOT is committing to the training requirement on a programmatic level rather than on a project-by-project level.

PROGCAT: **SPONSOR:** **MUNC1:** **COUNTY**
 Capital Program S NJDOT Various Various

(figures are in millions)

PLAN	MPO	PHASE	FUND	2014	2015	2016	2017	2018	2019	2020	2021	2022	2023
1423	Statewide	EC	STATE	\$1.000	\$1.000	\$1.000	\$1.000	\$1.000	\$1.000	\$1.000	\$1.000	\$1.000	\$1.000

FY 2014-23 TRANSPORTATION IMPROVEMENT PROGRAM

SOUTH JERSEY TRANSPORTATION PLANNING ORGANIZATION

DBNUM: *Project Name*

13306 Mobility and Systems Engineering Program

This combined program seeks to improve mobility inclusive of but not limited to Intelligent Transportation Systems (ITS), Traffic Signal Timing and Optimization, monitoring Workzone Mobility and Advanced Traveler Information System (ATIS) programs. A combined program will allow for improved, cohesive and sustainable planning, design, procurement and deployment of operations' strategies such as ITS technologies and ATIS. Federal mandates such as: (a) following and maintaining ITS Architecture, (b) preparing TMPs for major construction projects, (c) motorist's information sharing (511), (d) "Every Day Counts" initiatives, (e) incorporation of adaptive signal systems, (f) hard shoulder use, (g) performance measures and, (h) maintenance/upgrade/enhancement of existing ITS infrastructure and hardware are covered under this program. This program also includes review and development of new technology and the possible application, design, procurement, testing and deployment of such technologies. The development of contract documents and engineering plans for various projects and ITS contracts is also included. This program includes technical and engineering support needed for the Traffic Operations Centers; development, enhancement and maintenance of the existing ITS infrastructure, ATIS associated database; and funding for TRANSCOM. This program will support NJDOT's traffic signal optimization efforts and the Arterial Management Center. The funding for utilization of the New Jersey Institute of Technology (NJIT) and/or other academic institution(s) as a resource center for ITS research or utilization of their expertise for NJDOT assistance will be maintained in its entirety.

PROGCAT: **SPONSOR:** **MUNC1:** **COUNTY**
 NJDOT Various Various

(figures are in millions)

PLAN	MPO	PHASE	FUND	2014	2015	2016	2017	2018	2019	2020	2021	2022	2023
1423	Statewide	EC	NHPP	\$6.000	\$6.000	\$6.000	\$6.000	\$6.000	\$6.000	\$6.000	\$6.000	\$6.000	\$6.000
1423	Statewide	EC	STATE	\$0.700	\$0.700	\$0.700	\$0.700	\$0.700	\$0.700	\$0.700	\$0.700	\$0.700	\$0.700
1423	Statewide	EC	STP	\$5.500	\$5.500	\$5.500	\$5.500	\$5.500	\$5.500	\$5.500	\$5.500	\$5.500	\$5.500

FY 2014-23 TRANSPORTATION IMPROVEMENT PROGRAM

SOUTH JERSEY TRANSPORTATION PLANNING ORGANIZATION

DBNUM: ***Project Name***

X233 Motor Vehicle Crash Record Processing

This program provides the in-house Crash Records unit with upgraded equipment and new methodology. The comprehensive crash record database will include driver/crash correlation, crash location, data for driver updates, and database cleaning (correction) process. Data entry, scanning and imaging will be performed by a private contractor.

PROGCAT: **SPONSOR:** **MUNC1:** **COUNTY**
 Safety NJDOT Various Various
 (figures are in millions)

PLAN	MPO	PHASE	FUND	2014	2015	2016	2017	2018	2019	2020	2021	2022	2023
1423	Statewide	EC	STP	\$3.500	\$3.500	\$3.500	\$3.500	\$3.500	\$3.500	\$3.500	\$3.500	\$3.500	\$3.500

DBNUM: ***Project Name***

99372 Orphan Bridge Reconstruction

This program provides for the engineering and construction of orphan bridges. These bridges will be designed utilizing in-house and task order designers. The bridges will be reconstructed in the existing footprint, with the abutments being repaired and the superstructures being replaced with prefabricated/precast systems whenever possible.

PROGCAT: **SPONSOR:** **MUNC1:** **COUNTY**
 Bridge Preservatio NJDOT Various Various
 (figures are in millions)

PLAN	MPO	PHASE	FUND	2014	2015	2016	2017	2018	2019	2020	2021	2022	2023
1423	Statewide	EC	STATE	\$1.500	\$1.500	\$1.500	\$1.500	\$2.000	\$2.000	\$2.000	\$2.000	\$2.000	\$2.000

FY 2014-23 TRANSPORTATION IMPROVEMENT PROGRAM

SOUTH JERSEY TRANSPORTATION PLANNING ORGANIZATION

DBNUM: *Project Name*

X28B Park and Ride/Transportation Demand Management Program

This program supports TDM options for carpooling, vanpooling, and transit by providing funding for leases for park and rides in areas with high demand areas throughout the state. The department continues to support funding for approximately 15 leased park and rides statewide to assist with reducing air pollution, congestion and improve air quality.

PROGCAT: **SPONSOR:** **MUNC1:** **COUNTY**
 Congestion Relief NJDOT Various Various
 (figures are in millions)

PLAN	MPO	PHASE	FUND	2014	2015	2016	2017	2018	2019	2020	2021	2022	2023
1423	Statewide	EC	STATE	\$1.000	\$1.000	\$1.000	\$1.000	\$1.000	\$1.000	\$1.000	\$1.000	\$1.000	\$1.000

DBNUM: *Project Name*

X51 Pavement Preservation

This program will allow NJDOT to accomplish eligible federal pavement preservation activities on New Jersey's Interstate highway system and will also allow for pavement preservation on all other state-maintained roads, which help to keep New Jersey's highway system in a state of good repair. With timely preservation, the NJDOT can provide the traveling public with improved safety and mobility, reduced congestion and smoother, longer lasting pavements.

PROGCAT: **SPONSOR:** **MUNC1:** **COUNTY**
 Roadway Preserva NJDOT Various Various
 (figures are in millions)

PLAN	MPO	PHASE	FUND	2014	2015	2016	2017	2018	2019	2020	2021	2022	2023
1423	Statewide	EC	NHPP	\$4.000	\$4.000	\$4.000	\$4.000	\$4.000	\$5.000	\$5.000	\$5.000	\$5.000	\$5.000
1423	Statewide	EC	STP	\$2.000	\$2.000	\$2.000	\$2.000	\$2.000	\$2.000	\$2.000	\$2.000	\$2.000	\$2.000

FY 2014-23 TRANSPORTATION IMPROVEMENT PROGRAM

SOUTH JERSEY TRANSPORTATION PLANNING ORGANIZATION

DBNUM: ***Project Name***

06403 Pedestrian Safety Improvement Design and Construction

This is a dedicated funding line item for pedestrian safety projects in high crash corridors and near transit facilities. These funds are being used for pedestrian safety enhancements at intersections, sidewalk installation, and traffic calming measures, new state-of-the-art technologies for safe pedestrian crossings, signage and striping.

PROGCAT: **SPONSOR:** **MUNC1:** **COUNTY**
 Intermodal Progra NJDOT Various Various
 (figures are in millions)

PLAN	MPO	PHASE	FUND	2014	2015	2016	2017	2018	2019	2020	2021	2022	2023
1423	Statewide	ERC	STATE	\$4.000	\$4.000	\$4.000	\$4.000	\$4.000	\$4.000	\$4.000	\$4.000	\$4.000	\$4.000

DBNUM: ***Project Name***

06401 Pedestrian Safety Improvement Program

This is a zone-based approach to reduce pedestrian crashes and/or fatalities. Each zone would be identified through crash history data and estimated rates of exposure to motor vehicles/pedestrian conflicts. Each zone would be examined by NJDOT's Safety Impact Teams who will conduct Road Safety Audits and make recommendations for engineering improvements. These areas will be focus areas for enhanced education and enforcement measures. This program will be monitored for success.

PROGCAT: **SPONSOR:** **MUNC1:** **COUNTY**
 Intermodal Progra NJDOT Various Various
 (figures are in millions)

PLAN	MPO	PHASE	FUND	2014	2015	2016	2017	2018	2019	2020	2021	2022	2023
1423	Statewide	EC	HSIP	\$1.000	\$0.500	\$0.500	\$0.500	\$0.500	\$0.500	\$0.500	\$0.500	\$0.500	\$0.500

FY 2014-23 TRANSPORTATION IMPROVEMENT PROGRAM SOUTH JERSEY TRANSPORTATION PLANNING ORGANIZATION

DBNUM: *Project Name*

X29 Physical Plant

This program will provide for major repairs, rehabilitation, and replacement of the NJDOT physical plant facilities which are not in compliance with fire and safety standards, do not meet building codes, or which are functionally obsolete for supporting current maintenance, construction, and engineering activities.

PROGCAT: Capital Program S
(figures are in millions)
SPONSOR: NJDOT
MUNC1: Various
COUNTY: Various

PLAN	MPO	PHASE	FUND	2014	2015	2016	2017	2018	2019	2020	2021	2022	2023
1423	Statewide	ERC	STATE	\$7.000	\$7.000	\$7.000	\$7.000	\$7.000	\$7.000	\$7.000	\$7.000	\$7.000	\$7.000

DBNUM: *Project Name*

X30 Planning and Research, Federal-Aid

NJDOT will continue to address planning and research needs in a comprehensive program of studies and proposal development in order to maximize the use of financial resources and staff. Activities will include data collection, inter-governmental planning coordination, planning work in support of the management systems, research initiatives and Local Technical Assistance Program.

PROGCAT: Capital Program D
(figures are in millions)
SPONSOR: NJDOT
MUNC1: Various
COUNTY: Various

PLAN	MPO	PHASE	FUND	2014	2015	2016	2017	2018	2019	2020	2021	2022	2023
1423	Statewide	PLS	SPR	\$19.144	\$19.144	\$19.144	\$19.144	\$19.144	\$19.144	\$19.144	\$19.144	\$19.144	\$19.144
1423	Statewide	PLS	STP	\$5.550	\$5.550	\$5.550	\$5.550	\$5.550	\$5.550	\$5.550	\$5.550	\$5.550	\$5.550

FY 2014-23 TRANSPORTATION IMPROVEMENT PROGRAM

SOUTH JERSEY TRANSPORTATION PLANNING ORGANIZATION

DBNUM: *Project Name*

X140 Planning and Research, State

This program will provide for planning activities which include needs assessments, geometric deficiencies, local aid assistance, congestion management, travel market analysis, formulation of a new statewide plan, facilitating/implementing intermodalism, demographics, access management plans, transportation policy, equipment, modeling, clean air initiatives, data collection equipment, deployment of new technology initiatives, and research initiatives.

PROGCAT: Capital Program D
(figures are in millions)

SPONSOR: NJDOT

MUNC1: Various

COUNTY: Various

PLAN	MPO	PHASE	FUND	2014	2015	2016	2017	2018	2019	2020	2021	2022	2023
1423	Statewide	PLS	STATE	\$1.000	\$1.000	\$1.000	\$1.000	\$1.000	\$1.000	\$1.000	\$1.000	\$1.000	\$1.000

DBNUM: *Project Name*

X135 Pre-Apprenticeship Training Program for Minorities and Women

This program will provide funding for a pre-apprenticeship program to train minorities and women to qualify for entry into union apprenticeship programs and employment on NJDOT construction projects.

PROGCAT: Capital Program S
(figures are in millions)

SPONSOR: NJDOT

MUNC1: Various

COUNTY: Various

PLAN	MPO	PHASE	FUND	2014	2015	2016	2017	2018	2019	2020	2021	2022	2023
1423	Statewide	EC	STP	\$0.500	\$0.500	\$0.500	\$0.500	\$0.500	\$0.500	\$0.500	\$0.500	\$0.500	\$0.500

FY 2014-23 TRANSPORTATION IMPROVEMENT PROGRAM SOUTH JERSEY TRANSPORTATION PLANNING ORGANIZATION

DBNUM: *Project Name*

X10 Program Implementation Costs, NJDOT

This program will provide funding for salaries and other administrative expenses which directly relate to developing and delivering the Capital Program. This funding is allocated for multi-year and previously authorized project costs.

PROGCAT: Capital Program D
(figures are in millions)
SPONSOR: NJDOT
MUNC1: Various
COUNTY: Various

PLAN	MPO	PHASE	FUND	2014	2015	2016	2017	2018	2019	2020	2021	2022	2023
1423	Statewide	EC	STATE	\$97.000	\$97.000	\$97.000	\$107.000	\$110.000	\$110.000	\$113.500	\$116.900	\$120.400	\$124.000

DBNUM: *Project Name*

10344 Project Development: Concept Development and Preliminary Engineering

This program will provide funding for Concept Development and Preliminary Engineering work on various identified projects on the state transportation system. Functions to be performed include, but are not limited to, data collection including traffic counts and review of as-built plans, evaluation of existing deficiencies, evaluation of existing safety conditions, environmental screenings, assessment of right-of-way and access impacts, assessment of environmental impacts, identification of a Preliminary Preferred Alternative, National Environmental Protection Agency classification, estimates, technical environmental studies, base mapping/surveying, utility investigations, right of way research and estimates, drainage investigations, geotechnical investigations, engineering in support of the environmental document, an approved environmental document, cost estimates and community outreach/involvement.

PROGCAT:
(figures are in millions)
SPONSOR: NJDOT
MUNC1: Various
COUNTY: Various

PLAN	MPO	PHASE	FUND	2014	2015	2016	2017	2018	2019	2020	2021	2022	2023
1423	Statewide	CD	STATE	\$5.000	\$5.000	\$5.000	\$5.000	\$5.000	\$5.000	\$5.000	\$5.000	\$5.000	\$5.000

FY 2014-23 TRANSPORTATION IMPROVEMENT PROGRAM

SOUTH JERSEY TRANSPORTATION PLANNING ORGANIZATION

DBNUM: *Project Name*

05341 Project Enhancements

This program provides funding for new methodology for the advancement of the Capital Program due to changes in policy and procedures. This program will provide enhanced data accumulation and advanced dissemination capabilities for senior management.

PROGCAT: Capital Program D
(figures are in millions)

SPONSOR: NJDOT

MUNC1: Various

COUNTY: Various

PLAN	MPO	PHASE	FUND	2014	2015	2016	2017	2018	2019	2020	2021	2022	2023
1423	Statewide	EC	STATE	\$0.100	\$0.100	\$0.100	\$0.100	\$0.100	\$0.100	\$0.100	\$0.100	\$0.100	\$0.100

DBNUM: *Project Name*

X35A Rail-Highway Grade Crossing Program, State

This program will provide state funding for the elimination of hazards at rail-highway grade crossings by the closure of crossings or the upgrade/improvement of protective warning devices for roads throughout the state. This funding will allow flexibility in allocating monies for emergency repairs as well as to the areas in need regardless of their geographic location (MPO). This program will also allow grade crossing closures without drawing down the federal funds used for grade crossing improvements. Funding will also be provided for the design of traffic detours required for the crossing surface reconstruction projects.

This program will also provide funding for emergency repairs to the riding surface of highway-rail grade crossings identified during inspections or from complaints received. These repairs will be accomplished by an NJDOT contractor as priority situations are identified. These repairs will be limited to surface repairs that do not require railroad infrastructure work, or reconstruction of the crossing. This program will also include the installation of roadway-related items (signs, pavement markings) that have been identified as missing or needing replacement or are required (outstanding work from municipalities and counties) to close out federally funded grade crossing projects from previous years.

PROGCAT: Safety
(figures are in millions)

SPONSOR: NJDOT

MUNC1: Various

COUNTY: Various

PLAN	MPO	PHASE	FUND	2014	2015	2016	2017	2018	2019	2020	2021	2022	2023
1423	Statewide	CON	STATE	\$4.400	\$4.600	\$4.800	\$5.000	\$5.200	\$5.400	\$5.600	\$5.800	\$6.000	\$6.200

FY 2014-23 TRANSPORTATION IMPROVEMENT PROGRAM

SOUTH JERSEY TRANSPORTATION PLANNING ORGANIZATION

DBNUM: *Project Name*

99409 Recreational Trails Program

New Jersey's Recreational Trails Program provides grants to public agencies and non-profit organizations for a variety of trail projects. The program is administered by the NJ Department of Environmental Protection, Division of Parks and Forestry. Under the program, a minimum of 30 percent of the project funding must be provided for motorized trail projects (ATVs, dirt bikes, snowmobiles), 30 percent for non-motorized (hiking, biking, horseback riding), and 40 percent for diverse use, which is any combination of motorized and non-motorized trail user types. New Jersey has established a maximum grant award of \$25,000 for non-motorized and diverse projects. Grantees must match 20 percent of the total project costs.

PROGCAT: Intermodal Progra
(figures are in millions)
SPONSOR: NJDEP
MUNC1: Various
COUNTY: Various

PLAN	MPO	PHASE	FUND	2014	2015	2016	2017	2018	2019	2020	2021	2022	2023
1423	Statewide	ERC	RTP	\$1.238	\$1.238	\$1.238	\$1.238	\$1.238	\$1.238	\$1.238	\$1.238	\$1.238	\$1.238

DBNUM: *Project Name*

X144 Regional Action Program

This is a program of low-cost, quick turn around capital improvements to be accomplished under the management of the NJDOT Office of Landscape Architecture and the Regional Director for Regional Operations in each of the NJDOT regions. Also included is funding for small-scale landscape contracts to minimize adverse effects of a highway where engineering solutions are prohibitive.

PROGCAT: Roadway Preserva
(figures are in millions)
SPONSOR: NJDOT
MUNC1: Various
COUNTY: Various

PLAN	MPO	PHASE	FUND	2014	2015	2016	2017	2018	2019	2020	2021	2022	2023
1423	Statewide	EC	STATE	\$1.500	\$0.500	\$0.500	\$0.500	\$0.500	\$2.000	\$2.000	\$2.000	\$2.000	\$2.000

FY 2014-23 TRANSPORTATION IMPROVEMENT PROGRAM

SOUTH JERSEY TRANSPORTATION PLANNING ORGANIZATION

DBNUM: *Project Name*

X03A Restriping Program & Line Reflectivity Management System

This program is administered by NJDOT and will provide for the application of long-life pavement markings and raised pavement markers on the state highway system. In addition, a new Line Reflectivity Management Unit was formed within Maintenance Engineering and Operations, to take reflectivity readings of pavement markings in order to more efficiently develop the annual striping program for NJDOT. All equipment purchases will be funded by the NJDOT equipment line item.

PROGCAT: Safety
SPONSOR: NJDOT
MUNC1: Various
COUNTY: Various

(figures are in millions)

PLAN	MPO	PHASE	FUND	2014	2015	2016	2017	2018	2019	2020	2021	2022	2023
1423	Statewide	EC	STP	\$15.000	\$15.000	\$15.000	\$15.000	\$15.000	\$15.000	\$15.000	\$15.000	\$15.000	\$15.000

DBNUM: *Project Name*

X03E Resurfacing Program

This is a comprehensive program of providing renewed riding surfaces to state highways to prolong the life of the pavement and provide a smoother ride for users of the system. The resurfacing program is a key component of NJDOT's broader Pavement Management Program, which is aimed at preserving and extending the life of state highways. Individual highway segments are selected for resurfacing or other treatments through the NJDOT's pavement management system. The program consists primarily of the resurfacing of highway segments, but may also include selected repair activities, minor upgrades such as curbing, application of long-life pavement markings and raised pavement markers on the state highway system and acquisition of essential equipment and materials.

PROGCAT: Roadway Preserva
SPONSOR: NJDOT
MUNC1: Various
COUNTY: Various

(figures are in millions)

PLAN	MPO	PHASE	FUND	2014	2015	2016	2017	2018	2019	2020	2021	2022	2023
1423	Statewide	EC	STATE	\$75.000	\$75.000	\$75.000	\$125.000	\$125.000	\$125.000	\$125.000	\$125.000	\$125.000	\$125.000

FY 2014-23 TRANSPORTATION IMPROVEMENT PROGRAM

SOUTH JERSEY TRANSPORTATION PLANNING ORGANIZATION

DBNUM: *Project Name*
99327A Resurfacing, Federal

This program provides for the design and construction of pavement resurfacing projects. This line item will be utilized to provide pavement recommendations, survey, aerial photography, photogrammetry, base mapping and engineering needed to prepare contract documents to advertise resurfacing projects as well as provide for contractor services to construct resurfacing projects. Project lists will be developed by using the Pavement Management System and visual inspection of the roadway segments in need of repair.

PROGCAT: **SPONSOR:** **MUNC1:** **COUNTY**
 Roadway Preserva NJDOT Various Various
 (figures are in millions)

PLAN	MPO	PHASE	FUND	2014	2015	2016	2017	2018	2019	2020	2021	2022	2023
1423	Statewide	ERC	NHPP	\$8.000	\$8.000	\$8.000	\$8.000	\$8.000	\$8.000	\$8.000	\$8.000	\$8.000	\$8.000
1423	Statewide	ERC	STATE			\$30.000	\$30.000	\$30.000	\$30.000	\$30.000	\$30.000	\$30.000	\$30.000

DBNUM: *Project Name*
05339 Right of Way Database/Document Management System

This program provides funding to update the existing Access database with a system that is approved and supported by the Division of Information Technology. This "next generation" system will have scheduling, document production, management control, GIS and extensive reporting capabilities. All information of the proposed system has been presented to Information Technology and has the advocacy of CPM's senior management as well as the Department's Office of the Inspector General. Occasional upgrades may be required.

PROGCAT: **SPONSOR:** **MUNC1:** **COUNTY**
 Capital Program D NJDOT Various Various
 (figures are in millions)

PLAN	MPO	PHASE	FUND	2014	2015	2016	2017	2018	2019	2020	2021	2022	2023
1423	Statewide	EC	STATE	\$0.100	\$0.100	\$0.100							

FY 2014-23 TRANSPORTATION IMPROVEMENT PROGRAM

SOUTH JERSEY TRANSPORTATION PLANNING ORGANIZATION

DBNUM: *Project Name*

05340 Right of Way Full-Service Consultant Term Agreements

This program will allow for the increased utilization of full service ROW consultant firms to address peak workload demands in the right of way component of the capital program delivery process.

Due to staff reduction, it may be necessary to increase consultant force. The agreements will be established based on initial binding amounts of \$10,000, with the funding of individual task order assignments referenced to project specific state and federal right of way accounts.

PROGCAT: Capital Program D
(figures are in millions)

SPONSOR: NJDOT

MUNC1: Various

COUNTY: Various

PLAN	MPO	PHASE	FUND	2014	2015	2016	2017	2018	2019	2020	2021	2022	2023
1423	Statewide	ROW	STATE	\$0.050	\$0.050	\$0.050	\$0.050	\$0.050	\$0.050	\$0.050	\$0.050	\$0.050	\$0.050
1423	Statewide	ROW	STP	\$0.100	\$0.100	\$0.100	\$0.100	\$0.100	\$0.100	\$0.100	\$0.100	\$0.100	\$0.100

DBNUM: *Project Name*

04313 Safe Corridors Program (Project Implementation)

This program will provide for the identification and implementation of safety improvements along the Safe Corridor locations as outlined in the Safety First Initiative. These currently include portions of Routes 1, 9, 22, 40, 46, 47, 73 and 206. The safety improvements proposed are striping, signage, crosswalks, bus shelters, handicap ramps, bicycle accommodations, travel lane modifications, resurfacing, changes in accommodating "U" turns, pedestrian refuge islands, corner modifications and innovative technology, i.e. pedestrian/bicycle detectors, etc.

PROGCAT: Safety
(figures are in millions)

SPONSOR: NJDOT

MUNC1: Various

COUNTY: Various

PLAN	MPO	PHASE	FUND	2014	2015	2016	2017	2018	2019	2020	2021	2022	2023
1423	Statewide	ERC	HSIP	\$2.500	\$2.500	\$2.500	\$2.500	\$2.500	\$2.500	\$2.500	\$2.500	\$2.500	\$2.500

FY 2014-23 TRANSPORTATION IMPROVEMENT PROGRAM

SOUTH JERSEY TRANSPORTATION PLANNING ORGANIZATION

DBNUM: ***Project Name***

99358 Safe Routes to School Program

This program provides funding for locally initiated pedestrian access and safety projects to provide safe access to schools.

Funding is provided to the states to undertake a Safe Routes to Schools program. Ten to thirty percent of the money must fund enforcement, education and encourage programs. The remaining funding must fund programs leading to the construction of bicycle and pedestrian facilities as well as the salary of a full-time program coordinator.

PROGCAT: **SPONSOR:** **MUNC1:** **COUNTY**
 Intermodal Progra Local Lead Various Various
 (figures are in millions)

PLAN	MPO	PHASE	FUND	2014	2015	2016	2017	2018	2019	2020	2021	2022	2023
1423	Statewide	ERC	HSIP	\$5.587	\$5.587	\$5.587	\$5.587	\$5.587	\$5.587	\$5.587	\$5.587	\$5.587	\$5.587

DBNUM: ***Project Name***

06402 Safe Streets to Transit Program

This program identifies areas around train stations or bus stops and analyzes the risk based on crash history and exposure. Once the areas are identified, this program develops multi-modal improvement plans to address the issues.

PROGCAT: **SPONSOR:** **MUNC1:** **COUNTY**
 Intermodal Progra NJDOT Various Various
 (figures are in millions)

PLAN	MPO	PHASE	FUND	2014	2015	2016	2017	2018	2019	2020	2021	2022	2023
1423	Statewide	EC	STATE	\$1.000	\$1.000	\$1.000	\$1.000	\$1.000	\$1.000	\$1.000	\$1.000	\$1.000	\$1.000

FY 2014-23 TRANSPORTATION IMPROVEMENT PROGRAM SOUTH JERSEY TRANSPORTATION PLANNING ORGANIZATION

DBNUM: ***Project Name***

13307 Salt Storage Facilities - Statewide

Construction of new salt barns at various maintenance yards across the State (1 per Region) to improve snow and ice removal capabilities and response time.

PROGCAT: **SPONSOR:** **MUNC1:** **COUNTY**
 (figures are in millions) NJDOT Various Various

PLAN	MPO	PHASE	FUND	2014	2015	2016	2017	2018	2019	2020	2021	2022	2023
------	-----	-------	------	------	------	------	------	------	------	------	------	------	------

1423 Statewide ERC STATE \$4.500

DBNUM: ***Project Name***

X239 Sign Structure Inspection Program

Funding is being provided for the inspection of overhead and cantilever sign structures on state roadways. There are over 1,700 sign structures, including overhead, cantilever and variable message structures on state routes.

This program also provides for the inspection of approximately 200 high mast light pole structures on state roadways.

PROGCAT: **SPONSOR:** **MUNC1:** **COUNTY**
 Quality of Life NJDOT Various Various

(figures are in millions)

PLAN	MPO	PHASE	FUND	2014	2015	2016	2017	2018	2019	2020	2021	2022	2023
------	-----	-------	------	------	------	------	------	------	------	------	------	------	------

1423 Statewide EC STATE \$1.600 \$1.600 \$1.600 \$1.600 \$1.600 \$1.600 \$1.600 \$1.600 \$1.600 \$1.600

FY 2014-23 TRANSPORTATION IMPROVEMENT PROGRAM

SOUTH JERSEY TRANSPORTATION PLANNING ORGANIZATION

DBNUM: *Project Name*

X239A Sign Structure Rehabilitation/Replacement Program

This program provides for the rehabilitation/replacement of existing VMS (variable message signs), overhead and cantilever sign structures located on state highways. A number of existing signs have been found to have fatigue cracking that necessitates action. There are approximately 650 aluminum sign structures in the State and most approaching their design life of 50 years. Accelerated replacement of these structures is required to address this issue.

PROGCAT: **SPONSOR:** **MUNC1:** **COUNTY**
 Quality of Life NJDOT Various Various
 (figures are in millions)

PLAN	MPO	PHASE	FUND	2014	2015	2016	2017	2018	2019	2020	2021	2022	2023
1423	Statewide	ERC	STP	\$2.000	\$2.000	\$2.000	\$2.000	\$5.000	\$5.000	\$5.000	\$10.000	\$10.000	\$10.000

DBNUM: *Project Name*

X39 Signs Program, Statewide

This program provides funding for the systematic upgrade of state highway signs, including refurbishing of deteriorated signs, installation of new signs, and improvement and updating of messages.

PROGCAT: **SPONSOR:** **MUNC1:** **COUNTY**
 Quality of Life NJDOT Various Various
 (figures are in millions)

PLAN	MPO	PHASE	FUND	2014	2015	2016	2017	2018	2019	2020	2021	2022	2023
1423	Statewide	EC	STATE	\$2.000	\$2.000	\$2.000	\$2.000	\$2.000	\$3.000	\$3.000	\$3.000	\$3.000	\$3.000

FY 2014-23 TRANSPORTATION IMPROVEMENT PROGRAM

SOUTH JERSEY TRANSPORTATION PLANNING ORGANIZATION

DBNUM: *Project Name*

X150 State Police Enforcement and Safety Services

This program provides reimbursement for State Police services for enforcement and traffic control in construction work zones.

PROGCAT: Capital Program D
(figures are in millions)

SPONSOR: NJDOT

MUNC1: Various

COUNTY: Various

PLAN	MPO	PHASE	FUND	2014	2015	2016	2017	2018	2019	2020	2021	2022	2023
1423	Statewide	EC	STATE	\$3.500	\$3.500	\$3.500	\$3.500	\$3.500	\$3.500	\$3.500	\$3.500	\$3.500	\$3.500

FY 2014-23 TRANSPORTATION IMPROVEMENT PROGRAM

SOUTH JERSEY TRANSPORTATION PLANNING ORGANIZATION

DBNUM: *Project Name*

13308 Statewide Traffic Operations and Support Program

This comprehensive Statewide Traffic Operations and support strategies program focuses on reducing non-recurring delays due to incidents, work zones, weather emergencies, poor signal timings, special events, etc. The program includes a Statewide Traffic Management Center (STMC), a Traffic Operations Center South (TOCS), a Safety Service Patrol (SSP), a NJDOT/NJSP Traffic Incident Management (TIM) Unit and a Central Dispatch Unit (CDU). The 24/7 Statewide Traffic Management Center (STMC) serves three primary functions: (1) It is the Traffic Operations Center (TOC) for the northern half of the state, (2) It provides for evening/weekend/holiday operations coverage for the entire state and (3) NJDOT is co-located with the New Jersey State Police and the New Jersey Turnpike Authority at the STMC to provide for a coordinated approach to handling traffic operations statewide. The 16/5 Traffic Operations Center South (TOCS) is responsible for coverage for the southern half of the state and monitors the Route 29 tunnel. The STMC handles coverage for TOCS during week nights (after 8:30 pm) and on weekends and holidays. The Safety Service Patrol (SSP) is deployed on congested corridors statewide to rapidly detect and clear incidents by providing safety for first responders and motorists. SSP also provides emergency assistance to disabled motorists. The 24/7 Central Dispatch Unit (CDU) is NJDOT's Emergency Call Center. The Traffic Incident Management (TIM) program is aimed at reducing delays due to traffic incidents. It provides for: (1) equipment and training for NJDOT's Incident Management Response Team (IMRT); (2) training and outreach for county and local emergency responders on methods to reduce traffic delays caused by incidents; (3) developing, printing and distributing diversion route manuals; (4) developing partnerships and outreach with local and state law enforcement organizations; and (5) maintaining a State Police Traffic Incident Management Unit.

PROGCAT: **SPONSOR:** **MUNC1:** **COUNTY**
 NJDOT Various Various

(figures are in millions)

PLAN	MPO	PHASE	FUND	2014	2015	2016	2017	2018	2019	2020	2021	2022	2023
1423	Statewide	EC	NHPP	\$21.950	\$23.750	\$23.750	\$23.750	\$23.750	\$23.750	\$23.750	\$23.750	\$23.750	\$23.750
1423	Statewide	EC	OTHER	\$1.800									

FY 2014-23 TRANSPORTATION IMPROVEMENT PROGRAM SOUTH JERSEY TRANSPORTATION PLANNING ORGANIZATION

DBNUM: *Project Name*

14300 Title VI and Nondiscrimination Supporting Activities

This is a State funded program that will support the activities required to ensure nondiscrimination in the delivery of the NJDOT Capital Program and related projects. Activities include, but are not limited to informational training sessions, translation services and the development of informational material (e.g., pamphlets, brochures, training guides and letters) disseminated to the public and in languages other than English as necessary.

PROGCAT: **SPONSOR:** **MUNC1:** **COUNTY**
NJDOT Various Various

(figures are in millions)

PLAN	MPO	PHASE	FUND	2014	2015	2016	2017	2018	2019	2020	2021	2022	2023
1423	Statewide	EC	STATE		\$0.150	\$0.150	\$0.150	\$0.150	\$0.150	\$0.150	\$0.150	\$0.150	\$0.150

DBNUM: *Project Name*

X66 Traffic Monitoring Systems

This program provides for the collection of essential traffic and roadway inventory data including traffic counts, vehicle classifications, truck weights, roadway video, automated mapping and various other geographical information system activities. Included in this item are the construction, reconstruction and restoration of Traffic Monitoring Systems (TMS) and continuous traffic counting installations; and acquisition of equipment to upgrade and to replace equipment which has failed. Site selection is made in accordance with federal requirements for the Traffic Monitoring Guide and the NJDOT's Traffic Monitoring System implementation plan that has been approved by the Federal Highway Administration. Funding is used for professional services to carry out the short-term traffic monitoring program, updates of the Straight Line Diagrams; and local road inventory database updates; for construction services for a contractor to replace in-road traffic monitoring sensors; to continue Data Warehouse Maintenance activities; and to initiate/update a Roadway Digital Imaging Program.

PROGCAT: **SPONSOR:** **MUNC1:** **COUNTY**
Capital Program D NJDOT Various Various

(figures are in millions)

PLAN	MPO	PHASE	FUND	2014	2015	2016	2017	2018	2019	2020	2021	2022	2023
1423	Statewide	EC	NHPP			\$3.900			\$5.000			\$6.500	
1423	Statewide	PLS	NHPP	\$12.910	\$12.910	\$12.910	\$12.910	\$12.910	\$12.910	\$12.910	\$12.910	\$12.910	\$12.910
1423	Statewide	PLS	STATE	\$1.000	\$1.000	\$1.000	\$1.000	\$1.000	\$1.000	\$1.000	\$1.000	\$1.000	\$1.000

FY 2014-23 TRANSPORTATION IMPROVEMENT PROGRAM

SOUTH JERSEY TRANSPORTATION PLANNING ORGANIZATION

DBNUM: *Project Name*

X47 Traffic Signal Replacement

This program provides for the purchase of materials and installation of new and upgraded traffic signals statewide and related improvements to the operation of signals. This program will provide for the replacement of traffic signals on an annual basis and assist regional operations in the rehabilitation and maintenance of our highway lighting system. It also includes the replacement of energy efficient LED indicators (State). Through a traffic signal management system that will provide a condition rating of the signal equipment integrated with crash data and congestion management system data, this program (to be developed via consultant RFP, analyzing corridor segments and creating a safety ranking based on MUTCD compliance, pedestrian facilities, controller capabilities, method of detection, accessibility, and other factors) will prioritize the signals for replacement based on the above data. The results of the priority locations will be to systematically replace aging signal equipment, optimize the operation of the signal, and provide maximum efficiency of the intersection (HSIP).

PROGCAT: Safety
(figures are in millions)

SPONSOR: NJDOT

MUNC1: Various

COUNTY: Various

PLAN	MPO	PHASE	FUND	2014	2015	2016	2017	2018	2019	2020	2021	2022	2023
1423	Statewide	EC	HSIP	\$0.500	\$0.500	\$0.500	\$0.500	\$0.500	\$0.500	\$0.500	\$0.500	\$0.500	\$0.500
1423	Statewide	EC	STATE	\$9.111	\$9.111	\$9.111	\$9.111	\$9.111	\$9.111	\$9.111	\$9.111	\$9.111	\$9.111
1423	Statewide	EC	STP	\$0.500	\$0.500	\$0.500	\$0.500	\$0.500	\$0.500	\$0.500	\$0.500	\$0.500	\$0.500

DBNUM: *Project Name*

X244 Training and Employee Development

This program provides for the assessment, planning, development and delivery of training and employee development programs inclusive of equipment, materials and software necessary to advance the skills and knowledge of Department employees to implement the Capital Program.

PROGCAT: Capital Program S
(figures are in millions)

SPONSOR: NJDOT

MUNC1: Various

COUNTY: Various

PLAN	MPO	PHASE	FUND	2014	2015	2016	2017	2018	2019	2020	2021	2022	2023
1423	Statewide	EC	STP	\$1.000	\$1.000	\$1.000	\$1.000	\$1.000	\$1.000	\$1.000	\$1.000	\$1.000	\$1.000

FY 2014-23 TRANSPORTATION IMPROVEMENT PROGRAM

SOUTH JERSEY TRANSPORTATION PLANNING ORGANIZATION

DBNUM: *Project Name*

01316 Transit Village Program

This program will provide dedicated funding to local governments that have been selected for inclusion in the Transit Village Program. Projects which may be funded under this program are bike paths, sidewalks, streetscaping, and signage.

PROGCAT: Local Aid
(figures are in millions)

SPONSOR: NJDOT

MUNC1: Various

COUNTY: Various

PLAN	MPO	PHASE	FUND	2014	2015	2016	2017	2018	2019	2020	2021	2022	2023
1423	Statewide	EC	STATE	\$1.000	\$1.000	\$1.000	\$1.000	\$1.000	\$1.000	\$1.000	\$1.000	\$1.000	\$1.000

DBNUM: *Project Name*

X107 Transportation Alternatives Program

This program provides federal funding for projects such as scenic enhancements, historic preservation, and bicycle and pedestrian improvements.

PROGCAT: Quality of Life
(figures are in millions)

SPONSOR: NJDOT

MUNC1: Various

COUNTY: Various

PLAN	MPO	PHASE	FUND	2014	2015	2016	2017	2018	2019	2020	2021	2022	2023
1423	Statewide	ERC	STP-TE	\$7.235	\$2.933								
1423	Statewide	ERC	TAP			\$7.235	\$7.235	\$7.235	\$7.235	\$7.235	\$7.235	\$7.235	\$7.235

FY 2014-23 TRANSPORTATION IMPROVEMENT PROGRAM SOUTH JERSEY TRANSPORTATION PLANNING ORGANIZATION

DBNUM: ***Project Name***

02393 Transportation and Community System Preservation Program

This program provides federal funding for various projects under the Transportation and Community System Preservation Program. The funding for these projects are earmarked via various federal appropriations acts.

PROGCAT: Local Aid
(figures are in millions)

SPONSOR: Local Lead

MUNC1: Various

COUNTY: Various

PLAN	MPO	PHASE	FUND	2014	2015	2016	2017	2018	2019	2020	2021	2022	2023
1423	Statewide	ERC	TCSP	\$4.000	\$4.000	\$4.000	\$4.000	\$4.000	\$4.000	\$4.000	\$4.000	\$4.000	\$4.000

DBNUM: ***Project Name***

X43 Transportation Demand Management Program Support

This funding is utilized to continue the management of the Owned and Leased Park and Ride Program and the remaining efforts as they relate to the 1 800 CARPOOL program which also includes maintaining the RidePro ride matching software program.

PROGCAT: Congestion Relief
(figures are in millions)

SPONSOR: NJDOT

MUNC1: Various

COUNTY: Various

PLAN	MPO	PHASE	FUND	2014	2015	2016	2017	2018	2019	2020	2021	2022	2023
1423	Statewide	PLS	CMAQ	\$0.230	\$0.230	\$0.230	\$0.230	\$0.230	\$0.230	\$0.230	\$0.230	\$0.230	\$0.230

FY 2014-23 TRANSPORTATION IMPROVEMENT PROGRAM

SOUTH JERSEY TRANSPORTATION PLANNING ORGANIZATION

DBNUM: ***Project Name***

04364 Transportation Safety Resource Center (TSRC)

This program includes reducing traffic-related fatalities, injuries and crashes by providing traffic and safety engineering services, training activities, and traffic records database support. The center will also provide support to other established programs such as Safety Conscious Planning (SCP), Comprehensive Strategic Highway Safety Plan (CSHSP), Senior Safety and the Safety Management Task Force (SMTF).

PROGCAT: Safety
SPONSOR: NJDOT
MUNC1: Various
COUNTY: Various

(figures are in millions)

PLAN	MPO	PHASE	FUND	2014	2015	2016	2017	2018	2019	2020	2021	2022	2023
1423	Statewide	EC	HSIP	\$1.600	\$1.600	\$1.600	\$1.600	\$1.600	\$1.600	\$1.600	\$1.600	\$1.600	\$1.600

DBNUM: ***Project Name***

X11 Unanticipated Design, Right of Way and Construction Expenses, State

This program provides funding for unanticipated project needs, contract change orders, consultant agreement modifications, utility readjustments, elements of federal-aid projects for which federal funding is not available under federal regulations, court-ordered condemnation awards, acceleration of federal-aid projects through multi-year funding agreements with Federal Highway Administration settlement of project accounting discrepancies with Federal Highway Administration, and minor work identified during the year.

PROGCAT: Capital Program D
SPONSOR: NJDOT
MUNC1: Various
COUNTY: Various

(figures are in millions)

PLAN	MPO	PHASE	FUND	2014	2015	2016	2017	2018	2019	2020	2021	2022	2023
1423	Statewide	ERC	STATE	\$22.280	\$41.212	\$32.713	\$61.000	\$61.000	\$61.000	\$61.000	\$61.000	\$61.000	\$61.000

FY 2014-23 TRANSPORTATION IMPROVEMENT PROGRAM

SOUTH JERSEY TRANSPORTATION PLANNING ORGANIZATION

DBNUM: *Project Name*

X101 Underground Exploration for Utility Facilities

This program provides funding for the use of subsurface testing to accurately locate and identify underground utilities for the purpose of mitigating design and construction problems caused by conflicts with utility locations.

PROGCAT: Capital Program D
(figures are in millions)

SPONSOR: NJDOT

MUNC1: Various

COUNTY: Various

PLAN	MPO	PHASE	FUND	2014	2015	2016	2017	2018	2019	2020	2021	2022	2023
1423	Statewide	EC	STATE	\$0.200	\$0.200	\$0.200	\$0.200	\$0.200	\$0.200	\$0.200	\$0.200	\$0.200	\$0.200

DBNUM: *Project Name*

X126 University Transportation Research Technology

This program provides funding for consultant and university research centers and programs providing support for New Jersey transportation research needs, including the multistate University Transportation Research Center/Research Foundation, NJIT, the National Center for Transportation and Industrial Productivity at NJIT, the LTAP center at Rutgers, the Center for Advanced Infrastructure and Transportation at Rutgers, Rowan University, the College of New Jersey and Stevens Institute of Technology. This program will also provide funding for policy research activities.

PROGCAT: Capital Program D
(figures are in millions)

SPONSOR: NJDOT

MUNC1: Various

COUNTY: Various

PLAN	MPO	PHASE	FUND	2014	2015	2016	2017	2018	2019	2020	2021	2022	2023
1423	Statewide	EC	STATE	\$0.500	\$0.500	\$0.500	\$1.000	\$1.500	\$1.500	\$1.500	\$2.000	\$2.000	\$2.000

FY 2014-23 TRANSPORTATION IMPROVEMENT PROGRAM SOUTH JERSEY TRANSPORTATION PLANNING ORGANIZATION

DBNUM: *Project Name*

X182 Utility Reconnaissance and Relocation

This program provides reimbursement for design and construction costs to utility companies required to relocate facilities due to transportation improvement projects.

PROGCAT: Capital Program D
(figures are in millions)

SPONSOR: NJDOT

MUNC1: Various

COUNTY: Various

PLAN	MPO	PHASE	FUND	2014	2015	2016	2017	2018	2019	2020	2021	2022	2023
1423	Statewide	EC	STATE	\$2.000	\$2.000	\$2.000	\$2.000	\$2.000	\$2.000	\$2.000	\$2.000	\$2.000	\$2.000

DBNUM: *Project Name*

X199 Youth Employment and TRAC Programs

This is a federal grant program that provides employment and training opportunities to at-risk youths in New Jersey, especially those in urban areas.

PROGCAT: Capital Program S
(figures are in millions)

SPONSOR: NJDOT

MUNC1: Various

COUNTY: Various

PLAN	MPO	PHASE	FUND	2014	2015	2016	2017	2018	2019	2020	2021	2022	2023
1423	Statewide	EC	STP	\$0.250	\$0.250	\$0.250	\$0.250	\$0.250	\$0.250	\$0.250	\$0.250	\$0.250	\$0.250

SECTION V

NJ Transit Programs

FY 2014-23 TRANSPORTATION IMPROVEMENT PROGRAM

SOUTH JERSEY TRANSPORTATION PLANNING ORGANIZATION

DBNUM: *Project Name*

T143 ADA--Platforms/Stations

Funding is provided for the design and construction of necessary improvements to make NJ TRANSIT's rail stations, and subway stations compliant with the Americans with Disabilities Act (ADA) including related track and infrastructure work. Funding is requested for upgrades, equipment purchase, platform extensions, and transit enhancements throughout the system and other accessibility improvements at non-key stations. This project is funded under the provisions of Section 13 of P.L. 1995, c.108.

PROGCAT: System Preservati
(figures are in millions)

SPONSOR: NJ TRANSIT

MUNC1: Various

COUNTY: Various

PLAN	MPO	PHASE	FUND	2014	2015	2016	2017	2018	2019	2020	2021	2022	2023
T1423	NJTPA	ERC	STATE	\$0.91	\$0.91	\$0.91	\$0.91	\$0.91	\$1.00	\$1.00	\$1.00	\$1.00	\$1.00

DBNUM: *Project Name*

T05 Bridge and Tunnel Rehabilitation

This program provides funds for the design, repair, rehabilitation, replacement, painting, inspection of tunnels/bridges, and other work such as movable bridge program, drawbridge power program, and culvert/bridge/tunnel right of way improvements necessary to maintain a state of good repair. This project is funded under the provisions of Section 13 of P.L. 1995, c.108.

PROGCAT: System Preservati
(figures are in millions)

SPONSOR: NJ TRANSIT

MUNC1: Various

COUNTY: Various

PLAN	MPO	PHASE	FUND	2014	2015	2016	2017	2018	2019	2020	2021	2022	2023
T1423	DVRPC	ERC	STATE	\$1.19	\$1.19	\$1.19	\$1.00	\$1.00	\$1.44	\$1.44	\$1.44	\$1.44	\$1.44
T1423	NJTPA	ERC	STATE	\$28.86	\$18.96	\$22.06	\$34.08	\$32.07	\$22.88	\$22.88	\$22.88	\$22.88	\$22.88
T1423	SJTPO	ERC	STATE	\$0.25	\$0.25	\$0.25	\$0.21	\$0.21	\$0.30	\$0.30	\$0.30	\$0.30	\$0.30

FY 2014-23 TRANSPORTATION IMPROVEMENT PROGRAM

SOUTH JERSEY TRANSPORTATION PLANNING ORGANIZATION

DBNUM: *Project Name*

T32 Building Capital Leases

Funding is provided for capital improvements and lease payment obligations at NJ TRANSIT operating and office installations. This project is funded under the provisions of Section 13 of P.L. 1995, c.108.

PROGCAT: System Managem
(figures are in millions)

SPONSOR: NJ TRANSIT

MUNC1: Various

COUNTY: Various

PLAN	MPO	PHASE	FUND	2014	2015	2016	2017	2018	2019	2020	2021	2022	2023
T1423	DVRPC	CAP	STATE	\$1.31	\$1.31	\$1.31	\$1.31						
T1423	NJTPA	CAP	STATE	\$3.99	\$3.99	\$3.99	\$3.99						
T1423	SJTPO	CAP	STATE	\$0.40	\$0.40	\$0.40	\$0.40						

FY 2014-23 TRANSPORTATION IMPROVEMENT PROGRAM

SOUTH JERSEY TRANSPORTATION PLANNING ORGANIZATION

DBNUM: *Project Name*

T111 Bus Acquisition Program

This program provides funds for replacement of transit, commuter, access link, and suburban buses for NJ TRANSIT as they reach the end of their useful life as well as the purchase of additional buses to meet service demands. Federal lease payments are provided for 1371 Cruiser buses. Pay-as-you-go funding is provided for over 2300 buses replacements over the next 10-years. Toll Credit will be used as the non-federal match. An explanation of toll credit can be found in the Introduction Section of the STIP. This project is funded under the provisions of Section 13 of P.L. 1995, c.108.

PROGCAT: System Preservati
(figures are in millions)

SPONSOR: NJ TRANSIT

MUNC1: Various

COUNTY: Various

PLAN	MPO	PHASE	FUND	2014	2015	2016	2017	2018	2019	2020	2021	2022	2023
T1423	DVRPC	CAP	SECT 5339/5307	\$0.80	\$0.80	\$0.25							
T1423	DVRPC	CAP	STATE	\$29.57	\$18.71	\$11.61	\$26.00	\$37.37	\$36.60	\$34.50	\$34.50	\$39.68	\$39.68
T1423	NJTPA	CAP	SECT 5339/5307	\$5.40	\$1.45	\$0.75							
T1423	NJTPA	CAP	STATE	\$90.01	\$56.95	\$35.35	\$79.13	\$113.73	\$111.40	\$105.00	\$105.00	\$120.78	####
T1423	SJTPO	CAP	SECT 5339/5307	\$0.90	\$0.90	\$0.08							
T1423	SJTPO	CAP	STATE	\$9.00	\$5.69	\$3.53	\$7.91	\$11.37	\$11.14	\$10.50	\$10.50	\$12.08	\$12.08

FY 2014-23 TRANSPORTATION IMPROVEMENT PROGRAM

SOUTH JERSEY TRANSPORTATION PLANNING ORGANIZATION

DBNUM: *Project Name*

T06 Bus Passenger Facilities/Park and Ride

This program provides funds for the bus park and ride program, improvements to bus passenger facilities and the purchase and installation of bus stop signs and shelters systemwide.

This program also involves the construction of an improved vehicular ground transportation facility at Frank R. Lautenberg (FRL) Station in Secaucus, NJ. Pedestrian connections to the rail terminal and signage improvements within and outside of the station are also included as part of this project. This project is funded under the provisions of Section 13 of P.L. 1995, c.108.

PROGCAT: System Preservati
(figures are in millions)

SPONSOR: NJ TRANSIT

MUNC1: Various

COUNTY: Various

PLAN	MPO	PHASE	FUND	2014	2015	2016	2017	2018	2019	2020	2021	2022	2023
T1423	DVRPC	ERC	STATE	\$0.18	\$0.18	\$0.18	\$0.18	\$0.18	\$0.18	\$0.18	\$0.18	\$0.18	\$0.18
T1423	NJTPA	ERC	STATE	\$2.56	\$0.56	\$0.56	\$0.56	\$0.56	\$0.56	\$0.56	\$0.56	\$0.56	\$0.56
T1423	SJTPO	ERC	STATE	\$0.06	\$0.06	\$0.06	\$0.06	\$0.06	\$0.06	\$0.06	\$0.06	\$0.06	\$0.06

FY 2014-23 TRANSPORTATION IMPROVEMENT PROGRAM

SOUTH JERSEY TRANSPORTATION PLANNING ORGANIZATION

DBNUM: *Project Name*

T08 Bus Support Facilities and Equipment

This program provides funds to maintain NJ TRANSIT's bus fleet including but not limited to, bus tires, engines and transmissions and other parts, support vehicles\equipment (for bus operations), maintenance equipment, and bus mid-life overhaul needs. Also included is midlife rehabilitation of bus facilities, other capital improvements to various support facilities and bus mid-life overhauls. This program also involves the replacement of two CNG Compressor filling stations at Howell Garage. This project is funded under the provisions of Section 13 of P.L. 1995, c.108.

PROGCAT: System Preservati
(figures are in millions)

SPONSOR: NJ TRANSIT

MUNC1: Various

COUNTY: Various

PLAN	MPO	PHASE	FUND	2014	2015	2016	2017	2018	2019	2020	2021	2022	2023
T1423	DVRPC	ERC	SECT 5339/5307			\$2.55	\$2.80	\$2.80	\$2.80	\$2.80	\$2.80	\$2.80	\$2.80
T1423	DVRPC	ERC	STATE	\$0.58	\$1.94	\$1.26	\$0.56	\$0.56	\$1.48	\$1.48	\$1.48	\$1.48	\$1.48
T1423	NJTPA	ERC	SECT 5339/5307	\$2.25	\$1.30								
T1423	NJTPA	ERC	STATE	\$1.81	\$5.90	\$3.85	\$5.70	\$5.70	\$4.50	\$4.50	\$4.50	\$4.50	\$4.50
T1423	SJTPO	ERC	SECT 5339/5307			\$0.83	\$0.90	\$0.90	\$0.90	\$0.90	\$0.90	\$0.90	\$0.90
T1423	SJTPO	ERC	STATE	\$0.18	\$0.59	\$0.38	\$0.17	\$0.17	\$0.45	\$0.45	\$0.45	\$0.45	\$0.45

FY 2014-23 TRANSPORTATION IMPROVEMENT PROGRAM

SOUTH JERSEY TRANSPORTATION PLANNING ORGANIZATION

DBNUM: *Project Name*

T09 Bus Vehicle and Facility Maintenance/Capital Maintenance

Funding is provided for acquisition/installation/rehabilitation of major components associated with capital equipment and facilities in accordance with Transportation Trust Fund requirements and expanded eligibility criteria.

PROGCAT: System Preservati
(figures are in millions)

SPONSOR: NJ TRANSIT

MUNC1: Various

COUNTY: Various

PLAN	MPO	PHASE	FUND	2014	2015	2016	2017	2018	2019	2020	2021	2022	2023
T1423	DVRPC	EC	STATE						\$8.03	\$8.03	\$8.03	\$8.03	\$8.03
T1423	NJTPA	EC	STATE						\$24.43	\$24.43	\$24.43	\$24.43	\$24.43
T1423	SJTPO	EC	STATE	\$0.80	\$0.80	\$0.80	\$0.80	\$0.80	\$2.44	\$2.44	\$2.44	\$2.44	\$2.44

DBNUM: *Project Name*

T68 Capital Program Implementation

Funding is provided for capital project management activities associated with capital program/project delivery including procurement and DBE/SBE activities.

PROGCAT: System Managem
(figures are in millions)

SPONSOR: NJ TRANSIT

MUNC1: Various

COUNTY: Various

PLAN	MPO	PHASE	FUND	2014	2015	2016	2017	2018	2019	2020	2021	2022	2023
T1423	DVRPC	ERC	STATE	\$4.94	\$4.94	\$4.94	\$4.94	\$4.94	\$4.94	\$4.94	\$4.94	\$4.94	\$4.94
T1423	NJTPA	ERC	STATE	\$15.03	\$15.03	\$15.03	\$15.03	\$15.03	\$15.03	\$15.03	\$15.03	\$15.03	\$15.03
T1423	SJTPO	ERC	STATE	\$1.50	\$1.50	\$1.50	\$1.50	\$1.50	\$1.50	\$1.50	\$1.50	\$1.50	\$1.50

FY 2014-23 TRANSPORTATION IMPROVEMENT PROGRAM

SOUTH JERSEY TRANSPORTATION PLANNING ORGANIZATION

DBNUM: *Project Name*

T515 Casino Revenue Fund

State law provides 8.5% of the Casino Tax Fund to be appropriated for transportation services for senior and disabled persons. This element also supports capital improvements that benefit the senior and disabled populations. The law provides 85% of these funds to be made available to the counties through NJ TRANSIT for capital, operating, and administrative expenses for the provision of locally coordinated para-transit services. The amount each county receives is determined by utilizing an allocation formula based on the number of residents 60 years of age and over as reflected in the most recent U.S. Census Report. This project is funded under the provisions of Section 13 of P.L. 1995, c.108.

PROGCAT: System Preservati
(figures are in millions)

SPONSOR: NJ TRANSIT

MUNC1: Various

COUNTY: Various

PLAN	MPO	PHASE	FUND	2014	2015	2016	2017	2018	2019	2020	2021	2022	2023
T1423	DVRPC	CAP	CASINO REVENU	\$4.68	\$4.68	\$4.68	\$4.68	\$4.68	\$4.68	\$4.68	\$4.68	\$4.68	\$4.68
T1423	NJTPA	CAP	CASINO REVENU	\$14.24	\$14.24	\$14.24	\$14.24	\$14.24	\$14.24	\$14.24	\$14.24	\$14.24	\$14.24
T1423	SJTPO	CAP	CASINO REVENU	\$1.42	\$1.42	\$1.42	\$1.42	\$1.42	\$1.42	\$1.42	\$1.42	\$1.42	\$1.42

DBNUM: *Project Name*

T13 Claims support

Funding is provided for claims related to capital projects, expert witnesses, court settlement, and other costs to defend NJ TRANSIT's interests as a result of litigation. This project is funded under the provisions of Section 13 of P.L. 1995, c.108.

PROGCAT: System Managem
(figures are in millions)

SPONSOR: NJ TRANSIT

MUNC1: Various

COUNTY: Various

PLAN	MPO	PHASE	FUND	2014	2015	2016	2017	2018	2019	2020	2021	2022	2023
T1423	DVRPC	EC	STATE	\$0.46	\$0.46	\$0.46	\$0.46	\$0.46	\$0.46	\$0.46	\$0.46	\$0.46	\$0.46
T1423	NJTPA	EC	STATE	\$1.40	\$1.40	\$1.40	\$1.40	\$1.40	\$1.40	\$1.40	\$1.40	\$1.40	\$1.40
T1423	SJTPO	EC	STATE	\$0.14	\$0.14	\$0.14	\$0.14	\$0.14	\$0.14	\$0.14	\$0.14	\$0.14	\$0.14

FY 2014-23 TRANSPORTATION IMPROVEMENT PROGRAM

SOUTH JERSEY TRANSPORTATION PLANNING ORGANIZATION

DBNUM: *Project Name*

T170 Cumberland County Bus Program

This program provides funds for capital and operating assistance for Cumberland County UZA, including purchase of buses, minivans, support equipment, facility improvements and capital maintenance costs.

This project is funded under the provisions of Section 13 of P.L. 1995, c.108.

Toll Credit will be used as the non-federal match. An explanation of toll credit can be found in the Introduction Section of the STIP.

PROGCAT: System Preservati
(figures are in millions)

SPONSOR: NJ TRANSIT

MUNC1: Various

COUNTY: Cumberland

PLAN	MPO	PHASE	FUND	2014	2015	2016	2017	2018	2019	2020	2021	2022	2023
T1423	SJTPO	CAP	SECT 5307	\$1.02	\$1.02	\$1.02	\$1.02	\$1.02	\$1.02	\$1.02	\$1.02	\$1.02	\$1.02

DBNUM: *Project Name*

T16 Environmental Compliance

Funding is provided for compliance with environmental regulations at both bus and rail facilities includes but is not limited to replacement of leaking fuel tanks, clean up of contaminated soil and ground water, oil/water separators, asbestos removal, and fueling station improvements at various facilities. This project is funded under the provisions of Section 13 of P.L. 1995, c.108.

PROGCAT: System Preservati
(figures are in millions)

SPONSOR: NJ TRANSIT

MUNC1: Various

COUNTY: Various

PLAN	MPO	PHASE	FUND	2014	2015	2016	2017	2018	2019	2020	2021	2022	2023
T1423	DVRPC	ERC	STATE	\$0.69	\$0.69	\$0.69	\$0.69	\$0.69	\$0.69	\$0.69	\$0.69	\$0.69	\$0.69
T1423	NJTPA	ERC	STATE	\$2.10	\$2.10	\$2.10	\$2.10	\$2.10	\$2.10	\$2.10	\$2.10	\$2.10	\$2.10
T1423	SJTPO	ERC	STATE	\$0.21	\$0.21	\$0.21	\$0.21	\$0.21	\$0.21	\$0.21	\$0.21	\$0.21	\$0.21

FY 2014-23 TRANSPORTATION IMPROVEMENT PROGRAM

SOUTH JERSEY TRANSPORTATION PLANNING ORGANIZATION

DBNUM: *Project Name*

T87 Hudson-Bergen LRT System

Funding is provided for annual Hudson-Bergen Capital Asset Replacement improvements, and other improvements along the Hudson-Bergen Light Rail Line, including rolling stock enhancements. This project is funded under the provisions of Section 13 of P.L. 1995, c.108.

PROGCAT: System Expansion
(figures are in millions)

SPONSOR: NJ TRANSIT

MUNC1: Various

COUNTY: Hudson

PLAN	MPO	PHASE	FUND	2014	2015	2016	2017	2018	2019	2020	2021	2022	2023
T1423	NJTPA	ERC	CMAQ	\$47.00	\$13.00								
T1423	NJTPA	ERC	STATE	\$7.01	\$7.01	\$7.01	\$7.01	\$7.01	\$7.01	\$7.01	\$7.01	\$7.01	\$7.01

DBNUM: *Project Name*

T20 Immediate Action Program

Funding is provided for emergency project needs under the rail, bus, and headquarters programs; contract change orders; consultant agreement modifications; and other unanticipated work identified during the course of the year, thus allowing the agency to be responsive to emergency and unforeseen circumstances which arise unexpectedly. This project is funded under the provisions of Section 13 of P.L. 1995, c.108.

PROGCAT: System Preservati
(figures are in millions)

SPONSOR: NJ TRANSIT

MUNC1: Various

COUNTY: Various

PLAN	MPO	PHASE	FUND	2014	2015	2016	2017	2018	2019	2020	2021	2022	2023
T1423	DVRPC	ERC	STATE	\$2.23	\$2.27	\$2.32	\$2.37	\$2.42	\$2.47	\$2.53	\$2.59	\$2.65	\$2.65
T1423	NJTPA	ERC	STATE	\$8.33	\$8.44	\$8.58	\$8.73	\$8.89	\$9.06	\$9.22	\$9.40	\$9.58	\$9.58
T1423	SJTPO	ERC	STATE	\$0.67	\$0.68	\$0.69	\$0.71	\$0.73	\$0.74	\$0.76	\$0.78	\$0.79	\$0.79

FY 2014-23 TRANSPORTATION IMPROVEMENT PROGRAM

SOUTH JERSEY TRANSPORTATION PLANNING ORGANIZATION

DBNUM: *Project Name*

T905 Interoperational Communications Resiliency

Funding is provided for upgrades to telecommunications systems and facilities to ensure critical personnel have the ability to communicate and have the necessary command and control capabilities during future storms, and service recovery period following storms, including upgrades to NJ TRANSIT's police capabilities.

PROGCAT: System Preservati
SPONSOR: NJ TRANSIT
MUNC1: Various
COUNTY: Various

(figures are in millions)

PLAN	MPO	PHASE	FUND	2014	2015	2016	2017	2018	2019	2020	2021	2022	2023
T1423	NJTPA		SECT 5324	\$0.00									

FY 2014-23 TRANSPORTATION IMPROVEMENT PROGRAM

SOUTH JERSEY TRANSPORTATION PLANNING ORGANIZATION

DBNUM: *Project Name*

T199 Job Access and Reverse Commute Program

Funding is provided to continue the Job Access and Reverse Commute (JARC) program with non-federal funds. Moving Ahead for Progress in the 21st Century (MAP-21) eliminated the requirement for dedicated Federal funding for JARC.

PROGCAT: System Expansion
(figures are in millions)

SPONSOR: NJ TRANSIT

MUNC1: Various

COUNTY: Various

PLAN	MPO	PHASE	FUND	2014	2015	2016	2017	2018	2019	2020	2021	2022	2023
T1423	DVRPC	SWI	MATCH	\$0.99	\$0.99	\$0.99	\$0.99	\$0.99	\$0.99	\$0.99	\$0.99	\$0.99	\$0.99
T1423	DVRPC	SWI	OPER	\$0.99	\$0.99	\$0.99	\$0.99	\$0.99	\$0.99	\$0.99	\$0.99	\$0.99	\$0.99
T1423	NJTPA	SWI	MATCH	\$3.01	\$3.01	\$3.01	\$3.01	\$3.01	\$3.01	\$3.01	\$3.01	\$3.01	\$3.01
T1423	NJTPA	SWI	OPER	\$3.01	\$3.01	\$3.01	\$3.01	\$3.01	\$3.01	\$3.01	\$3.01	\$3.01	\$3.01
T1423	SJTPO	SWI	MATCH	\$0.30	\$0.30	\$0.30	\$0.30	\$0.30	\$0.30	\$0.30	\$0.30	\$0.30	\$0.30
T1423	SJTPO	SWI	OPER	\$0.30	\$0.30	\$0.30	\$0.30	\$0.30	\$0.30	\$0.30	\$0.30	\$0.30	\$0.30

FY 2014-23 TRANSPORTATION IMPROVEMENT PROGRAM

SOUTH JERSEY TRANSPORTATION PLANNING ORGANIZATION

DBNUM: *Project Name*

T535 Lackawanna Cutoff MOS Project

Funding is provided for FY 2008 New Starts earmarks for the Lackawanna Cutoff Rail project, which will provide an 88-mile, single-track commuter rail line with passing sidings between Scranton, Pennsylvania and Port Morris, New Jersey where it will connect with NJ TRANSIT's Boonton/Morristown Line. Toll Credit will be used as the non-federal match. An explanation of toll credit can be found in the Introduction Section of the STIP. The total project cost of the 7.3 mile Lackawanna Cutoff MOS project is \$61.624 million. This project is funded under the provisions of Section 13 of P.L. 1995, c.108.

PROGCAT: System Expansion
(figures are in millions)

SPONSOR: NJ TRANSIT

MUNC1: Various

COUNTY: Morris

PLAN	MPO	PHASE	FUND	2014	2015	2016	2017	2018	2019	2020	2021	2022	2023
T1423	NJTPA	ERC	SECT 5307	\$1.71	\$10.11								
T1423	NJTPA	ERC	STATE	\$5.29	\$3.89	\$2.00	\$1.00						

DBNUM: *Project Name*

T95 Light Rail Infrastructure Improvements

Funding is provided for Light Rail improvements including, but not limited to, communication systems upgrade, accessibility improvements, vehicle and facility improvements, and other infrastructure rehabilitation improvements, including rolling stock enhancements. Funding is also provided for NLR Infrastructure and River Line capital asset replacement.

Toll Credit will be used as the non-federal match. An explanation of toll credit can be found in the Introduction Section of the STIP. This project is funded under the provisions of Section 13 of P.L. 1995, c.108.

PROGCAT: System Preservati
(figures are in millions)

SPONSOR: NJ TRANSIT

MUNC1: Newark City

COUNTY: Various

PLAN	MPO	PHASE	FUND	2014	2015	2016	2017	2018	2019	2020	2021	2022	2023
T1423	DVRPC	ERC	STATE	\$2.50	\$2.65	\$3.25	\$2.00	\$2.00	\$2.30	\$2.30	\$2.30	\$2.30	\$2.30
T1423	NJTPA	ERC	STATE	\$3.53	\$4.38	\$9.03	\$5.28	\$5.28	\$4.98	\$4.98	\$4.98	\$4.98	\$4.98

FY 2014-23 TRANSPORTATION IMPROVEMENT PROGRAM

SOUTH JERSEY TRANSPORTATION PLANNING ORGANIZATION

DBNUM: *Project Name*

T904 Light Rail Resiliency

Funding is provided to improve the resiliency of Hudson Bergen Light Rail and Newark City Subway. Newark Light Rail was flooded at Penn Station during Superstorm Sandy, and Hudson Bergen Light Rail experienced washouts, downed catenary and debris throughout. Resiliency projects include raising substations, improving drainage, installing pumps and other flood mitigations. Funding is also provided for resiliency of ferry facilities adjacent to Light Rail at Hoboken Terminal.

PROGCAT: System Preservati
(figures are in millions)

SPONSOR: NJ TRANSIT

MUNC1: Various

COUNTY: Various

PLAN	MPO	PHASE	FUND	2014	2015	2016	2017	2018	2019	2020	2021	2022	2023
T1423	NJTPA		SECT 5324	\$0.00									

DBNUM: *Project Name*

T550 Light Rail Vehicle Rolling Stock

Funding is provided for annual lease payments for Hudson Bergen Light Rail, Newark City Subway and Newark City Subway Extension vehicles. Toll Credit will be used as the non-federal match. An explanation of toll credit can be found in the Introduction Section of the STIP. This project is funded under the provisions of Section 13 of P.L. 1995, c.108.

PROGCAT: System Expansion
(figures are in millions)

SPONSOR: NJ TRANSIT

MUNC1: Various

COUNTY: Various

PLAN	MPO	PHASE	FUND	2014	2015	2016	2017	2018	2019	2020	2021	2022	2023
T1423	NJTPA	ERC	SECT 5307	\$27.74	\$27.61	\$17.33							
T1423	NJTPA	ERC	STATE	\$15.42									

FY 2014-23 TRANSPORTATION IMPROVEMENT PROGRAM

SOUTH JERSEY TRANSPORTATION PLANNING ORGANIZATION

DBNUM: *Project Name*

T53E Locomotive Overhaul

Funding is provided for the cyclic overhaul of locomotives based on manufacturer replacement standards to support the equipment through its useful life. This project is funded under the provisions of Section 13 of P.L. 1995, c.108.

PROGCAT: System Preservati
(figures are in millions)

SPONSOR: NJ TRANSIT

MUNC1: Various

COUNTY: Various

PLAN	MPO	PHASE	FUND	2014	2015	2016	2017	2018	2019	2020	2021	2022	2023
T1423	DVRPC	CAP	STATE	\$1.38	\$2.54	\$1.21	\$1.70	\$0.30	\$0.30	\$0.30	\$0.30	\$0.30	\$0.30
T1423	NJTPA	CAP	STATE	\$16.10	\$31.12	\$21.39	\$27.02	\$4.70	\$4.70	\$4.70	\$4.70	\$4.70	\$4.70
T1423	SJTPO	CAP	STATE	\$0.08	\$0.22	\$0.26	\$0.36	\$0.06	\$0.06	\$0.06	\$0.06	\$0.06	\$0.06

DBNUM: *Project Name*

T610 Lyndhurst Intermodal ADA Improvements

Funding is provided for the Lyndhurst Intermodal Station construction to make the station ADA accessible. Toll Credit will be used as the non-federal match. An explanation of toll credit can be found in the introduction section of the STIP. This project is funded under the provisions of Section 13 of P.L. 1995, c.108.

PROGCAT: System Preservati
(figures are in millions)

SPONSOR: NJ TRANSIT

MUNC1: Lyndhurst Townshi

COUNTY: Bergen

PLAN	MPO	PHASE	FUND	2014	2015	2016	2017	2018	2019	2020	2021	2022	2023
T1423	NJTPA	ERC	SECT 5307-TAP	\$2.00	\$2.00	\$2.00	\$2.00	\$2.00					
T1423	NJTPA	ERC	STP-TE	\$0.50									

FY 2014-23 TRANSPORTATION IMPROVEMENT PROGRAM

SOUTH JERSEY TRANSPORTATION PLANNING ORGANIZATION

DBNUM: *Project Name*

T901 Meadows Maintenance Complex (MMC)/Rail Operations Center (ROC) Resiliency

Funding is provided to improve the resiliency of the Meadows Maintenance Complex and NJ TRANSIT's Rail Operations Center, Kearny, NJ. The MMC is NJ TRANSIT's primary maintenance facility, and the adjacent Rail Operations Center controls NJ TRANSIT's entire network. While the yard will be evacuated for future storms, the MMC and ROC buildings and shops must weather future storms in place. Potential resiliency projects include flood walls, berms, spare parts solutions, hardening of the ROC and/or relocation of the facility. Toll Credit will be used as the non-federal match. An explanation of toll credit can be found in the Introduction Section of the STIP.

PROGCAT: System Preservati
(figures are in millions)
SPONSOR: NJ TRANSIT
MUNC1: Various
COUNTY: Various

PLAN	MPO	PHASE	FUND	2014	2015	2016	2017	2018	2019	2020	2021	2022	2023
T1423	NJTPA		SECT 5324	\$0.00									

DBNUM: *Project Name*

T122 Miscellaneous

Funding is provided for the continuation of the mandated vital records program and other miscellaneous administrative expenses such as, but not limited to, match funds for special services grants and physical plant improvements incurred throughout the year. This project is funded under the provisions of Section 13 of P.L. 1995, c.108.

PROGCAT: System Managem
(figures are in millions)
SPONSOR: NJ TRANSIT
MUNC1: Various
COUNTY: Various

PLAN	MPO	PHASE	FUND	2014	2015	2016	2017	2018	2019	2020	2021	2022	2023
T1423	DVRPC	ERC	STATE	\$0.12	\$0.12	\$0.12	\$0.12	\$0.12	\$0.12	\$0.12	\$0.12	\$0.12	\$0.12
T1423	NJTPA	ERC	STATE	\$0.35	\$0.35	\$0.35	\$0.35	\$0.35	\$0.35	\$0.35	\$0.35	\$0.35	\$0.35
T1423	SJTPO	ERC	STATE	\$0.04	\$0.04	\$0.04	\$0.04	\$0.04	\$0.04	\$0.04	\$0.04	\$0.04	\$0.04

FY 2014-23 TRANSPORTATION IMPROVEMENT PROGRAM

SOUTH JERSEY TRANSPORTATION PLANNING ORGANIZATION

DBNUM: *Project Name*

T600 NEC Elizabeth Intermodal Station Improvements

Funding is provided for the reconstruction of the passenger platforms and station building at Elizabeth Intermodal Station, including, but not limited to new elevators and stairs, ticket and operational office space, and retail space. Toll Credit will be used as the non-federal match. An explanation of toll credit can be found in the introduction section of the STIP. This project is funded under the provisions of Section 13 of P.L. 1995, c.108.

PROGCAT: System Preservati
(figures are in millions)

SPONSOR: NJ TRANSIT

MUNC1: Elizabeth City

COUNTY: Union

PLAN	MPO	PHASE	FUND	2014	2015	2016	2017	2018	2019	2020	2021	2022	2023
T1423	NJTPA	ERC	SECT 5307	\$11.50	\$3.35	\$6.28	\$5.00						
T1423	NJTPA	ERC	SECT 5339/5307	\$2.90	\$5.80	\$8.18	\$5.50						

DBNUM: *Project Name*

T44 NEC Improvements

Funding is provided for improvements to the Northeast Corridor (NEC) to maintain state of good repair, increase capacity, and improve efficiency. Funding is provided for AMTRAK joint benefit projects and for NJ TRANSIT projects such as, Midline Loop in North Brunswick, New Jersey including associated track and station improvements; platform extensions; improvements at New York Penn Station; and yard improvements.

This project is funded under the provisions of Section 13 of P.L. 1995, c.108.

PROGCAT: System Preservati
(figures are in millions)

SPONSOR: NJ TRANSIT

MUNC1: Various

COUNTY: Various

PLAN	MPO	PHASE	FUND	2014	2015	2016	2017	2018	2019	2020	2021	2022	2023
T1423	DVRPC	ERC	STATE	\$1.04	\$1.70	\$1.70	\$3.20	\$3.00	\$2.75	\$9.75	\$9.75	\$9.75	\$9.75
T1423	NJTPA	ERC	STATE	\$31.46	\$94.93	\$102.74	\$132.52	\$118.71	\$105.44	\$87.75	\$87.75	\$87.75	\$87.75

FY 2014-23 TRANSPORTATION IMPROVEMENT PROGRAM

SOUTH JERSEY TRANSPORTATION PLANNING ORGANIZATION

DBNUM: *Project Name*

T81 NEC Newark Intermodal

Funding is provided for Newark Intermodal projects, including historic restoration, structural rehabilitation and lighting improvements, customer facility improvements, pedestrian and traffic circulation improvements, and any related track and rail infrastructure work. These improvements will make the station more functional, attractive and more customer friendly. Improvements will allow for continued increase in ridership using Newark Penn Station and have clean air and economic benefits. Improvements to the Newark Light Rail are also included.

Toll Credit will be used as the non-federal match. An explanation of toll credit can be found in the introduction section of the STIP.

This project is funded under the provisions of Section 13 of P.L. 1995, c.108.

PROGCAT: System Preservati
(figures are in millions)

SPONSOR: NJ TRANSIT

MUNC1: Newark City

COUNTY: Essex

PLAN	MPO	PHASE	FUND	2014	2015	2016	2017	2018	2019	2020	2021	2022	2023
T1423	NJTPA	ERC	SECT 5307	\$3.30	\$4.00		\$8.05	\$17.54					
T1423	NJTPA	ERC	SECT 5307-TAP						\$2.00	\$2.00	\$2.00	\$2.00	\$2.00
T1423	NJTPA	ERC	STATE			\$4.80							
T1423	NJTPA	ERC	STP-TE		\$0.50	\$0.50	\$0.50	\$1.00	\$1.00	\$1.00	\$1.00	\$1.00	\$1.00

FY 2014-23 TRANSPORTATION IMPROVEMENT PROGRAM

SOUTH JERSEY TRANSPORTATION PLANNING ORGANIZATION

DBNUM: *Project Name*

T539 NEC Portal Bridge

This project involves expansion of rail capacity on the Northeast Corridor across the Hackensack River in the vicinity of the existing Portal Bridge. The Portal Bridge is an almost 100-year-old, two-track, moveable swing-span rail bridge over the Hackensack River in New Jersey between the cities of Kearny and Secaucus. The project will evaluate alternatives including replacement, rehabilitation or modification of the existing bridge along with the construction of an additional bridge for added capacity. This project is funded under the provisions of Section 13 of P.L. 1995, c.108.

PROGCAT: System Expansion
(figures are in millions)

SPONSOR: NJ TRANSIT

MUNC1: Kearny

COUNTY: Hudson

PLAN	MPO	PHASE	FUND	2014	2015	2016	2017	2018	2019	2020	2021	2022	2023
T1423	NJTPA	ERC	STATE	\$10.00	\$6.00	\$4.00							

DBNUM: *Project Name*

T552 New Freedom Program

This program provides funding to encourage services and facilities improvements to address the transportation needs of persons with disabilities that go beyond those required by the American with disabilities Act. The program provides for associated capital and operating costs to help people with disabilities participate more fully in the workforce and in community life.

Toll Credit will be used as the non-federal match. An explanation of toll credit can be found in the Introduction Section of the STIP.

This project is funded under the provisions of Section 13 of P.L. 1995, c.108.

PROGCAT: System Managem
(figures are in millions)

SPONSOR: NJ TRANSIT

MUNC1: Various

COUNTY: Various

PLAN	MPO	PHASE	FUND	2014	2015	2016	2017	2018	2019	2020	2021	2022	2023
T1423	DVRPC		NEW FREEDOM	\$0.00									
T1423	NJTPA		NEW FREEDOM	\$0.00									
T1423	SJTPO		NEW FREEDOM	\$0.00									

FY 2014-23 TRANSPORTATION IMPROVEMENT PROGRAM

SOUTH JERSEY TRANSPORTATION PLANNING ORGANIZATION

DBNUM: ***Project Name***

T28 Newark Light Rail Improvements

Funding is provided for Newark Light Rail improvements to passenger facilities and infrastructure including, but not limited to, station and platform upgrades, communication systems upgrade, accessibility improvements, vehicle and facility improvements, and other infrastructure rehabilitation improvements. Toll Credit will be used as the non-federal match. An explanation of toll credit can be found in the Introduction Section of the STIP. This project is funded under the provisions of Section 13 of P.L. 1995, c.108.

PROGCAT: System Preservati
(figures are in millions)

SPONSOR: NJ TRANSIT

MUNC1: Newark City

COUNTY: Essex

PLAN	MPO	PHASE	FUND	2014	2015	2016	2017	2018	2019	2020	2021	2022	2023
T1423	NJTPA	ERC	SECT 5339/5307			\$2.62	\$8.10	\$13.60	\$13.60	\$13.60	\$13.60	\$13.60	\$13.60

DBNUM: ***Project Name***

T906 NJ TRANSIT System Repairs/Restoration

Funding is provided to operate and restore NJ TRANSIT's rail, bus, light rail and ferry systems, including costs for substitute service that was provided when rail service was unavailable. NJ TRANSIT's system was heavily damaged by Superstorm Sandy, experiencing washouts, bridge damage, facility impacts, and rolling stock damage. Funding is provided to reimburse NJ TRANSIT for costs already incurred and future costs to repair damage. Toll Credit will be used as the non-federal match. An explanation of toll credit can be found in the Introduction Section of the STIP.

PROGCAT: System Preservati
(figures are in millions)

SPONSOR: NJ TRANSIT

MUNC1: Various

COUNTY: Various

PLAN	MPO	PHASE	FUND	2014	2015	2016	2017	2018	2019	2020	2021	2022	2023
T1423	NJTPA		SECT 5324	\$0.00									

FY 2014-23 TRANSPORTATION IMPROVEMENT PROGRAM

SOUTH JERSEY TRANSPORTATION PLANNING ORGANIZATION

DBNUM: *Project Name*

T55 Other Rail Station/Terminal Improvements

Funding is provided for the design, land acquisition and construction of various stations, platform extensions, parking and related facilities, and upgrades throughout the system including related track and rail infrastructure work. Also included are station and facility inspection and repair, customer service station bike locker installation - systemwide, and STARS Program. This project is funded under the provisions of Section 13 of P.L. 1995, c.108.

PROGCAT: System Preservati
(figures are in millions)

SPONSOR: NJ TRANSIT

MUNC1: Various

COUNTY: Various

PLAN	MPO	PHASE	FUND	2014	2015	2016	2017	2018	2019	2020	2021	2022	2023
T1423	DVRPC	ERC	STATE	\$0.16	\$0.16	\$0.16	\$0.16	\$0.16	\$2.51	\$2.51	\$2.51	\$2.51	\$2.51
T1423	NJTPA	ERC	STATE	\$6.81	\$5.51	\$9.51	\$2.61	\$2.61	\$39.77	\$39.77	\$39.77	\$39.77	\$39.77
T1423	SJTPO	ERC	STATE	\$0.03	\$0.03	\$0.03	\$0.03	\$0.03	\$0.53	\$0.53	\$0.53	\$0.53	\$0.53

FY 2014-23 TRANSPORTATION IMPROVEMENT PROGRAM

SOUTH JERSEY TRANSPORTATION PLANNING ORGANIZATION

DBNUM: *Project Name*

T620 Perth Amboy Intermodal ADA Improvements

Funding is provided for the construction of high level platforms in order to enhance access to commuter trains in conformance with ADA regulations.

This project is funded under the provisions of Section 13 of P.L. 1995, c.108.

PROGCAT: System Preservati
(figures are in millions)

SPONSOR: NJ TRANSIT

MUNC1: Perth Amboy City

COUNTY: Middlesex

PLAN	MPO	PHASE	FUND	2014	2015	2016	2017	2018	2019	2020	2021	2022	2023
T1423	NJTPA	ERC	SECT 5307	\$4.75	\$4.05	\$13.05	\$5.20						
T1423	NJTPA	ERC	SECT 5339/5307	\$3.05	\$5.05	\$2.05							
T1423	NJTPA	ERC	STATE			\$2.00	\$2.80						
T1423	NJTPA	ERC	STP-TE	\$0.50	\$0.50	\$0.50	\$0.50						

FY 2014-23 TRANSPORTATION IMPROVEMENT PROGRAM

SOUTH JERSEY TRANSPORTATION PLANNING ORGANIZATION

DBNUM: *Project Name*

T121 Physical Plant

Funding is provided for demolition of out-of-service facilities, energy conservation program, work environment improvements, replacement of antiquated administrative support equipment, purchase of material warehouse equipment, replacement of non-revenue vehicles, and other minor improvements to various bus/rail facilities. This project is funded under the provisions of Section 13 of P.L. 1995, c.108.

PROGCAT: System Preservati
(figures are in millions)

SPONSOR: NJ TRANSIT

MUNC1: Various

COUNTY: Various

PLAN	MPO	PHASE	FUND	2014	2015	2016	2017	2018	2019	2020	2021	2022	2023
T1423	DVRPC	ERC	STATE	\$0.38	\$0.38	\$0.38	\$0.38	\$0.38	\$0.38	\$0.38	\$0.38	\$0.38	\$0.38
T1423	NJTPA	ERC	STATE	\$1.17	\$1.17	\$1.17	\$1.17	\$1.17	\$1.17	\$1.17	\$1.17	\$1.17	\$1.17
T1423	SJTPO	ERC	STATE	\$0.12	\$0.12	\$0.12	\$0.12	\$0.12	\$0.12	\$0.12	\$0.12	\$0.12	\$0.12

FY 2014-23 TRANSPORTATION IMPROVEMENT PROGRAM

SOUTH JERSEY TRANSPORTATION PLANNING ORGANIZATION

DBNUM: *Project Name*

T135 Preventive Maintenance-Bus

This program provides funding for the overhaul of buses including preventive maintenance costs in accordance with federal guidelines as defined in the National Transit Database Reporting Manual and federal law. Toll Credit will be used as the non-federal match. An explanation of toll credit can be found in the Introduction Section of the STIP. In addition, expenditures are for costs of projects in specific years only.

PROGCAT: System Preservati
(figures are in millions)

SPONSOR: NJ TRANSIT

MUNC1: Various

COUNTY: Various

PLAN	MPO	PHASE	FUND	2014	2015	2016	2017	2018	2019	2020	2021	2022	2023
T1423	DVRPC	CAP	SECT 5307	\$22.62	\$22.63	\$22.63	\$38.32	\$38.32	\$37.40	\$37.40	\$37.40	\$37.40	\$37.40
T1423	DVRPC	CAP	STP-STU	\$16.00	\$16.00	\$16.00	\$16.00	\$16.00					
T1423	NJTPA	CAP	SECT 5307	\$68.86	\$68.89	\$68.90	\$81.30	\$81.31	\$78.51	\$78.51	\$78.50	\$78.51	\$78.51
T1423	NJTPA	CAP	STP	\$33.50	\$33.50	\$33.50							
T1423	NJTPA	CAP	STP-NJ	\$20.00	\$20.00	\$20.00	\$20.00	\$20.00					
T1423	SJTPO	CAP	SECT 5307	\$6.89	\$6.89	\$6.89	\$12.23	\$12.23	\$11.95	\$11.95	\$11.95	\$11.95	\$11.95
T1423	SJTPO	CAP	STP-SJ	\$7.50	\$7.50	\$7.50	\$7.50	\$7.50					

FY 2014-23 TRANSPORTATION IMPROVEMENT PROGRAM

SOUTH JERSEY TRANSPORTATION PLANNING ORGANIZATION

DBNUM: *Project Name*

T39 Preventive Maintenance-Rail

This program provides funding for the overhaul of rail cars and locomotives and other preventive maintenance costs in accordance with federal funding guidelines as defined in the National Transit Database Reporting Manual and federal law. Toll Credit will be used as the non-federal match. An explanation of toll credit can be found in the Introduction Section of the STIP.

PROGCAT: System Preservati
(figures are in millions)

SPONSOR: NJ TRANSIT

MUNC1: Various

COUNTY: Various

PLAN	MPO	PHASE	FUND	2014	2015	2016	2017	2018	2019	2020	2021	2022	2023
T1423	DVRPC	CAP	SECT 5307	\$1.81	\$1.81	\$1.81	\$4.68	\$4.69	\$4.68	\$4.68	\$4.68	\$4.68	\$4.68
T1423	DVRPC	CAP	SECT 5337	\$13.60	\$13.60	\$13.60	\$13.60	\$13.60	\$13.60	\$13.60	\$13.60	\$13.60	\$13.60
T1423	NJTPA	CAP	SECT 5307	\$28.72	\$28.72	\$28.72	\$74.29	\$74.34	\$74.29	\$74.29	\$74.29	\$74.30	\$74.30
T1423	NJTPA	CAP	SECT 5337	\$138.70	\$138.70	\$138.70	\$138.70	\$138.70	\$138.70	\$138.70	\$138.70	\$138.70	####
T1423	NJTPA	CAP	STP	\$49.00	\$49.00	\$49.00							
T1423	NJTPA	CAP	STP-NJ	\$50.50	\$50.50	\$50.50	\$50.50	\$50.50					
T1423	SJTPO	CAP	SECT 5307	\$0.38	\$0.38	\$0.38	\$0.99	\$0.99	\$0.99	\$0.99	\$0.99	\$0.99	\$0.99
T1423	SJTPO	CAP	SECT 5337	\$2.20	\$2.20	\$2.20	\$2.20	\$2.20	\$2.20	\$2.20	\$2.20	\$2.20	\$2.20

FY 2014-23 TRANSPORTATION IMPROVEMENT PROGRAM

SOUTH JERSEY TRANSPORTATION PLANNING ORGANIZATION

DBNUM: *Project Name*

T106 Private Carrier Equipment Program

This program provides State funds for the Private Carrier Capital Improvement Program. This project is funded under the provisions of Section 13 of P.L. 1995, c.108.

PROGCAT: System Preservati
(figures are in millions)

SPONSOR: NJ TRANSIT

MUNC1: Various

COUNTY: Various

PLAN	MPO	PHASE	FUND	2014	2015	2016	2017	2018	2019	2020	2021	2022	2023
T1423	NJTPA	CAP	STATE	\$3.00	\$3.00	\$3.00	\$3.00	\$3.00	\$3.00	\$3.00	\$3.00	\$3.00	\$3.00

DBNUM: *Project Name*

T34 Rail Capital Maintenance

The Rail Capital Maintenance project includes Rail Maintenance of Way (MOW) activities and Rail Maintenance of Equipment (MOE) activities in accordance with TTF eligibility requirements.

PROGCAT: System Preservati
(figures are in millions)

SPONSOR: NJ TRANSIT

MUNC1: Various

COUNTY: Various

PLAN	MPO	PHASE	FUND	2014	2015	2016	2017	2018	2019	2020	2021	2022	2023
T1423	DVRPC	CAP	STATE						\$3.74	\$3.74	\$3.74	\$3.74	\$3.74
T1423	NJTPA	CAP	STATE						\$59.36	\$59.36	\$59.36	\$59.36	\$59.36
T1423	SJTPO	CAP	STATE						\$0.79	\$0.79	\$0.79	\$0.79	\$0.79

FY 2014-23 TRANSPORTATION IMPROVEMENT PROGRAM SOUTH JERSEY TRANSPORTATION PLANNING ORGANIZATION

DBNUM: *Project Name*

T53G Rail Fleet Overhaul

This program provides funds for the mid-life overhaul and reliability/safety improvements of rail cars based on manufacturer recommendations and other rolling stock modifications to meet recently issued FRA and APTA mandated standards. This project is funded under the provisions of Section 13 of P.L. 1995, c.108.

PROGCAT: System Preservati
(figures are in millions)

SPONSOR: NJ TRANSIT

MUNC1: Various

COUNTY: Various

PLAN	MPO	PHASE	FUND	2014	2015	2016	2017	2018	2019	2020	2021	2022	2023
T1423	DVRPC	CAP	STATE	\$2.68	\$1.07	\$1.04	\$0.06	\$0.88	\$0.06	\$0.06	\$0.06	\$0.06	\$0.06
T1423	NJTPA	CAP	CMAQ									\$55.00	\$75.00
T1423	NJTPA	CAP	STATE	\$28.19	\$15.16	\$13.32	\$0.93	\$13.94	\$0.93	\$25.93	\$50.93	\$70.93	\$91.93
T1423	SJTPO	CAP	STATE	\$0.12	\$0.16	\$0.12	\$0.01	\$0.19	\$0.01	\$0.01	\$0.01	\$0.01	\$0.01

DBNUM: *Project Name*

T903 Rail Infrastructure Resiliency

Funding is provided for rail infrastructure resiliency throughout the NJ TRANSIT commuter rail system. During Superstorm Sandy, NJ TRANSIT's rail network experienced substation flooding, track washouts, overhead catenary wires downed, and signal systems damaged. Potential projects include raising substations that are now subject to flooding, replacing wooden catenary poles with steel on the Gladstone Line, constructing seawalls along the North Jersey Coast Line, installing sheeting at bridge approaches and raising signal bungalows. Toll Credit will be used as the non-federal match. An explanation of toll credit can be found in the Introduction Section of the STIP.

PROGCAT: System Preservati
(figures are in millions)

SPONSOR: NJ TRANSIT

MUNC1: Various

COUNTY: Various

PLAN	MPO	PHASE	FUND	2014	2015	2016	2017	2018	2019	2020	2021	2022	2023
T1423	NJTPA		SECT 5324	\$0.00									

FY 2014-23 TRANSPORTATION IMPROVEMENT PROGRAM

SOUTH JERSEY TRANSPORTATION PLANNING ORGANIZATION

DBNUM: *Project Name*

T112 Rail Rolling Stock Procurement

This program provide funds for the replacement of rail rolling stock, including engineering assistance and project management, to replace over-aged equipment including rail cars, revenue service locomotives, and expansion of NJ TRANSIT rolling stock fleet (cars and locomotives) to accommodate projected ridership growth and other system enhancements over the next ten years. Funding is provided to support vehicles/equipment (for rail operations). Annual funds are provided for Comet V single-level car lease payments, Electric Locomotive lease payments, Diesel Locomotive lease payments, Dual Power Locomotives and Multi-Level rail car lease payments and other upcoming rolling stock lease payments. Pay-as-you-go funding is also programmed for Multi-Level vehicles and other rolling stock.

Toll Credit will be used as the non-federal match. An explanation of toll credit can be found in the Introduction Section of the STIP.

CMAQ:

Funding for Rail Rolling Stock Procurement will include CMAQ funds. Rail Rolling Stock Procurement is CMAQ eligible because it meets federal eligibility requirements. The project will provide funding for the purchase of Multi-Level Coaches and Multi-Level EMU vehicles. For the CMAQ justification see "CMAQ Report for NJ TRANSIT".

This project is funded under the provisions of Section 13 of P.L. 1995, c.108.

PROGCAT: System Preservati
(figures are in millions)

SPONSOR: NJ TRANSIT

MUNC1: Various

COUNTY: Various

PLAN	MPO	PHASE	FUND	2014	2015	2016	2017	2018	2019	2020	2021	2022	2023
T1423	DVRPC	CAP	SECT 5307	\$21.99	\$22.19	\$20.74	\$2.79	\$2.79	\$2.79	\$2.79	\$2.79	\$1.23	
T1423	DVRPC	CAP	STATE	\$0.77	\$0.74	\$0.76	\$0.64	\$0.72	\$0.56	\$0.06	\$0.06	\$0.06	\$0.06
T1423	NJTPA	CAP	CMAQ	\$3.00	\$37.00	\$50.00	\$75.00	\$75.00	\$75.00	\$75.00	\$75.00	\$20.00	
T1423	NJTPA	CAP	SECT 5307	\$71.47	\$73.19	\$76.22	\$44.28	\$44.24	\$44.19	\$44.21	\$44.17	\$19.43	
T1423	NJTPA	CAP	STATE	\$12.22	\$12.54	\$12.02	\$36.60	\$11.51	\$8.88	\$0.99	\$0.99	\$0.99	\$0.99
T1423	SJTPO	CAP	SECT 5307	\$6.60	\$6.60	\$7.10	\$0.59	\$0.59	\$0.59	\$0.59	\$0.59	\$0.26	
T1423	SJTPO	CAP	STATE	\$0.16	\$0.16	\$0.16	\$0.14	\$0.15	\$0.12	\$0.01	\$0.01	\$0.01	\$0.01

FY 2014-23 TRANSPORTATION IMPROVEMENT PROGRAM

SOUTH JERSEY TRANSPORTATION PLANNING ORGANIZATION

DBNUM: *Project Name*

T900 Rail Rolling Stock Resiliency

Funding is provided for Rail Rolling Stock Resiliency projects. The largest two yards in the State of New Jersey available to NJ TRANSIT – Meadows Maintenance Complex and Hoboken Yard – have experienced severe flooding, and will require evacuation in future impending storms. Funding is provided to construct or purchase/lease temporary and permanent yard locations, re-inspection facilities and access tracks. Potential project elements include new or upgraded yards in Linden and New Brunswick, and Westbound Waterfront Connection to improve the ability to evacuate trains from the yards to the Northeast Corridor. Funding is also provided for yard resiliency projects system-wide and emergent storage. Near term improvements also include the Garwood Industrial Track.

PROGCAT: System Preservati
(figures are in millions)

SPONSOR: NJ TRANSIT

MUNC1: Various

COUNTY: Various

PLAN	MPO	PHASE	FUND	2014	2015	2016	2017	2018	2019	2020	2021	2022	2023
T1423	NJTPA		SECT 5324	\$0.00									

DBNUM: *Project Name*

T902 Rail Station Resiliency

Funding is provided to make NJ TRANSIT's rail stations and adjacent yards and tracks more resilient to future storms. Hoboken Terminal/Yard and Secaucus Junction were impacted by Superstorm Sandy, as were other stations throughout NJ TRANSIT's system. Funding is provided for flood mitigation at those locations, including the potential filling of Long Slip in Hoboken Yard, constructing flood walls, flood proofing, and improving stormwater detention systems. Funding is provided for improvements to crew quarters in Bayhead, Hoboken and other locations to ensure the availability of crews post-storms. Funding is also provided for rail stations resiliency system-wide. Toll Credit will be used as the non-federal match. An explanation of toll credit can be found in the Introduction Section of the STIP.

PROGCAT: System Preservati
(figures are in millions)

SPONSOR: NJ TRANSIT

MUNC1: Various

COUNTY: Various

PLAN	MPO	PHASE	FUND	2014	2015	2016	2017	2018	2019	2020	2021	2022	2023
T1423	NJTPA		SECT 5324	\$0.00									

FY 2014-23 TRANSPORTATION IMPROVEMENT PROGRAM

SOUTH JERSEY TRANSPORTATION PLANNING ORGANIZATION

DBNUM: *Project Name*

T37 Rail Support Facilities and Equipment

This program provides funds for rehabilitation and construction activities for yard improvements systemwide, improvements at support facilities necessary to perform maintenance work at rail yards including work at Port Morris Yard, rail capacity improvements including passing sidings, interlockings and electric traction improvements, signal and communication improvements at support facilities, right-of-way fencing, maintenance-of-way equipment and the installation of pedestal tracks necessary to perform maintenance work at rail yards. Funding is provided for systemwide crew quarters, the Meadows Maintenance Complex upgrade/expansion work required to support the new rail fleet. Also included is funding for NJ TRANSIT's capital cost-sharing obligations related to use of Amtrak/Conrail facilities. This project is funded under the provisions of Section 13 of P.L. 1995, c.108.

PROGCAT: System Preservati
(figures are in millions)

SPONSOR: NJ TRANSIT

MUNC1: Various

COUNTY: Various

PLAN	MPO	PHASE	FUND	2014	2015	2016	2017	2018	2019	2020	2021	2022	2023
T1423	DVRPC	ERC	SECT 5307						\$1.30	\$1.30	\$1.30	\$2.03	\$3.26
T1423	DVRPC	ERC	STATE	\$0.22	\$0.25	\$0.22	\$1.37	\$2.79	\$2.48	\$5.08	\$3.60	\$1.81	\$0.58
T1423	NJTPA	ERC	METRO-NORTH	\$0.69	\$0.69	\$0.69	\$0.69	\$0.69	\$0.69	\$0.69	\$0.69	\$0.69	\$0.69
T1423	NJTPA	ERC	SECT 5307						\$20.67	\$20.67	\$20.67	\$32.23	\$51.66
T1423	NJTPA	ERC	STATE	\$11.06	\$13.91	\$40.99	\$33.46	\$43.95	\$38.98	\$80.23	\$56.82	\$28.37	\$8.86
T1423	SJTPO	ERC	SECT 5307						\$0.28	\$0.28	\$0.28	\$0.43	\$0.69
T1423	SJTPO	ERC	STATE	\$0.03	\$0.04	\$0.03	\$0.28	\$0.58	\$0.51	\$1.06	\$0.75	\$0.37	\$0.11

FY 2014-23 TRANSPORTATION IMPROVEMENT PROGRAM

SOUTH JERSEY TRANSPORTATION PLANNING ORGANIZATION

DBNUM: *Project Name*

T107 River LINE LRT

This element provides funding for the River LINE LRT project from Camden to Trenton for annual EDA debt service payments required until FY19. Project cost of the River LINE is \$1.0 billion. This project is funded under the provisions of Section 13 of P.L. 1995, c.108.

PROGCAT: System Preservati
(figures are in millions)

SPONSOR: NJ TRANSIT

MUNC1: Various

COUNTY: Camden

PLAN	MPO	PHASE	FUND	2014	2015	2016	2017	2018	2019	2020	2021	2022	2023
T1423	DVRPC	ERC	STATE	\$52.37	\$51.81	\$51.23	\$50.62	\$49.98	\$41.35				

FY 2014-23 TRANSPORTATION IMPROVEMENT PROGRAM

SOUTH JERSEY TRANSPORTATION PLANNING ORGANIZATION

DBNUM: *Project Name*

T150 Section 5310 Program

This program provides funds for the purchase of small buses or van-type vehicles for agencies that serve the elderly and persons with disabilities. This was formerly known as the Section 16 Program. This project is funded under the provisions of Section 13 of P.L. 1995, c.108. MATCH funds are provided from the State.

PROGCAT: System Managem
(figures are in millions)

SPONSOR: NJ TRANSIT

MUNC1: Various

COUNTY: Various

PLAN	MPO	PHASE	FUND	2014	2015	2016	2017	2018	2019	2020	2021	2022	2023
T1423	DVRPC	CAP	MATCH	\$0.88	\$0.88	\$0.88	\$0.88	\$0.88	\$0.88	\$0.88	\$0.88	\$0.88	\$0.88
T1423	DVRPC	CAP	SECT 5310	\$1.66	\$1.66	\$1.66	\$1.66	\$1.66	\$1.66	\$1.66	\$1.66	\$1.66	\$1.66
T1423	NJTPA	CAP	MATCH	\$2.68	\$2.68	\$2.68	\$2.68	\$2.68	\$2.68	\$2.68	\$2.68	\$2.68	\$2.68
T1423	NJTPA	CAP	SECT 5310	\$5.04	\$5.04	\$5.04	\$5.04	\$5.04	\$5.04	\$5.04	\$5.04	\$5.04	\$5.04
T1423	SJTPO	CAP	MATCH	\$0.27	\$0.27	\$0.27	\$0.27	\$0.27	\$0.27	\$0.27	\$0.27	\$0.27	\$0.27
T1423	SJTPO	CAP	SECT 5310	\$0.50	\$0.50	\$0.50	\$0.50	\$0.50	\$0.50	\$0.50	\$0.50	\$0.50	\$0.50

FY 2014-23 TRANSPORTATION IMPROVEMENT PROGRAM

SOUTH JERSEY TRANSPORTATION PLANNING ORGANIZATION

DBNUM: *Project Name*

T151 Section 5311 Program

This program provides funding for rural public transportation program. MATCH funds are provided from NJ TRANSIT and local funds. This project is funded under the provisions of Section 13 of P.L. 1995, c.108.

PROGCAT: System Managem
(figures are in millions)

SPONSOR: NJ TRANSIT

MUNC1: Various

COUNTY: Various

PLAN	MPO	PHASE	FUND	2014	2015	2016	2017	2018	2019	2020	2021	2022	2023
T1423	DVRPC	CAP	MATCH	\$0.97	\$0.97	\$0.97	\$0.97	\$0.97	\$0.97	\$0.97	\$0.97	\$0.97	\$0.97
T1423	DVRPC	CAP	SECT 5311	\$0.97	\$0.97	\$0.97	\$0.97	\$0.97	\$0.97	\$0.97	\$0.97	\$0.97	\$0.97
T1423	NJTPA	CAP	MATCH	\$2.94	\$2.94	\$2.94	\$2.94	\$2.94	\$2.94	\$2.94	\$2.94	\$2.94	\$2.94
T1423	NJTPA	CAP	SECT 5311	\$2.94	\$2.94	\$2.94	\$2.94	\$2.94	\$2.94	\$2.94	\$2.94	\$2.94	\$2.94
T1423	SJTPO	CAP	MATCH	\$0.29	\$0.29	\$0.29	\$0.29	\$0.29	\$0.29	\$0.29	\$0.29	\$0.29	\$0.29
T1423	SJTPO	CAP	SECT 5311	\$0.29	\$0.29	\$0.29	\$0.29	\$0.29	\$0.29	\$0.29	\$0.29	\$0.29	\$0.29

FY 2014-23 TRANSPORTATION IMPROVEMENT PROGRAM

SOUTH JERSEY TRANSPORTATION PLANNING ORGANIZATION

DBNUM: *Project Name*
T508 Security Improvements

This program provides funds for continued modernization/improvements of NJ TRANSIT Police and other security improvements. Today, the NJ TRANSIT Police Department is the only transit policing agency in the country with statewide authority and jurisdiction. The Department was created on January 1, 1983, and it evolved as a result of the passage of the Public Transportation Act of 1979 and subsequent legislation on the state and federal levels. This project is funded under the provisions of Section 13 of P.L. 1995, c.108.

PROGCAT: Security
SPONSOR: NJ TRANSIT
MUNC1: Various
COUNTY: Various
 (figures are in millions)

PLAN	MPO	PHASE	FUND	2014	2015	2016	2017	2018	2019	2020	2021	2022	2023
T1423	DVRPC	SWI	STATE	\$0.60	\$0.60	\$0.60	\$0.60	\$0.60	\$0.60	\$0.60	\$0.60	\$0.60	\$0.60
T1423	NJTPA	SWI	STATE	\$1.83	\$1.83	\$1.83	\$1.83	\$1.83	\$1.83	\$1.83	\$1.83	\$1.83	\$1.83
T1423	SJTPO	SWI	STATE	\$0.18	\$0.18	\$0.18	\$0.18	\$0.18	\$0.18	\$0.18	\$0.18	\$0.18	\$0.18

FY 2014-23 TRANSPORTATION IMPROVEMENT PROGRAM

SOUTH JERSEY TRANSPORTATION PLANNING ORGANIZATION

DBNUM: *Project Name*

T50 Signals and Communications/Electric Traction Systems

This project provides funding for continued modernization/improvements to the signal and communications systems, including signal/communication upgrade of interlockings, and other communication improvements. This project also provides funding for systemwide electric traction general upgrades including: substation replacement, wayside hot box detection system, rail microwave system upgrades, replacement of substation batteries and electric switch heaters, emergency power backup systemwide, rehabilitation of systemwide overhead catenary structures and foundations. This project is funded under the provisions of Section 13 of P.L. 1995, c.108.

PROGCAT: System Preservati
(figures are in millions)

SPONSOR: NJ TRANSIT

MUNC1: Various

COUNTY: Various

PLAN	MPO	PHASE	FUND	2014	2015	2016	2017	2018	2019	2020	2021	2022	2023
T1423	DVRPC	ERC	STATE	\$0.40	\$0.86	\$0.17	\$0.17	\$0.17	\$0.64	\$0.64	\$0.64	\$0.64	\$0.64
T1423	NJTPA	ERC	SECT 5307	\$2.09									
T1423	NJTPA	ERC	STATE	\$18.36	\$9.84	\$7.75	\$2.75	\$2.75	\$10.22	\$10.22	\$10.22	\$10.22	\$10.22
T1423	SJTPO	ERC	STATE	\$0.11	\$0.24	\$0.04	\$0.04	\$0.04	\$0.14	\$0.14	\$0.14	\$0.14	\$0.14

FY 2014-23 TRANSPORTATION IMPROVEMENT PROGRAM

SOUTH JERSEY TRANSPORTATION PLANNING ORGANIZATION

DBNUM: *Project Name*

T630 SJ BRT/Avandale Park Ride

Funding during this TIP period will be used to commence with the early phase of the South Jersey Bus Rapid Transit (SJ BRT) system. Improvements include the addition of 150 new parking spaces to the existing 322 spaces at the Avandale Park and Ride, transit signal priority equipment at key intersections, offboard fare collection systems (e.g., ticket vending machines), dynamic signage at major terminals such as the Avandale Park and Ride and Walter Rand Transportation Center, and the design of enhanced BRT stops that will brand and standardize BRT shelters. This initial project activity will support the long term advancement of the SJBRT system.

When fully completed, the SJ BRT system is expected to serve Gloucester and Camden county residents travelling between Downtown Camden and Center City Philadelphia and the Avandale Park and Ride in Winslow Township, Camden County. The total cost of the SJ BRT is approximately \$46 million. The full SJ BRT line will commence at the Avandale Park and Ride lot and travel on the Atlantic City Expressway, Route 42, I-76, and I-676 to Camden and Philadelphia cities. A branch of the service will also serve a new Park and Ride lot at Delsea Drive in Gloucester County by travelling along Route 55 prior to linking the other branch of service at the merge of Routes 55 and 42.

Funding is also provided for the implementation of the Bus Rapid Transit serving Camden County, NJ including an expanded park/ride, traffic signal priority at select intersections to improve bus vehicle travel speeds, fare collection, and dynamic signage.

This project is funded under the provisions of Section 13 of P.L. 1995, c.108.

PROGCAT: System Preservati
(figures are in millions)

SPONSOR: NJ TRANSIT

MUNC1: Winslow Township

COUNTY: Camden

PLAN	MPO	PHASE	FUND	2014	2015	2016	2017	2018	2019	2020	2021	2022	2023
T1423	DVRPC	ERC	SECT 5339/5307	\$2.00	\$2.00								

FY 2014-23 TRANSPORTATION IMPROVEMENT PROGRAM

SOUTH JERSEY TRANSPORTATION PLANNING ORGANIZATION

DBNUM: *Project Name*

T120 Small/Special Services Program

Funding is provided for NJ TRANSIT efforts which initiate or promote transit solutions to reduce congestion, manage transportation demand and improve air quality. Included are State funds for the Vanpool Sponsorship Program, Transportation Management Association Program, and Federal funds for East Windsor Community Shuttle operating support. Funding is also provided for capital acquisition/operating expenses for the Community Shuttle Program, Bike/Transit facilitation, and other activities that improve air quality and help reduce congestion. Toll Credit will be used as the non-federal match. An explanation of toll credit can be found in the Introduction Section of the STIP. This project is funded under the provisions of Section 13 of P.L. 1995, c.108.

PROGCAT: System Managem
(figures are in millions)

SPONSOR: NJ TRANSIT

MUNC1: Various

COUNTY: Various

PLAN	MPO	PHASE	FUND	2014	2015	2016	2017	2018	2019	2020	2021	2022	2023
T1423	DVRPC	EC	SECT 5307	\$0.10	\$0.10	\$0.10	\$0.10	\$0.10	\$0.10	\$0.10	\$0.10	\$0.10	\$0.10
T1423	DVRPC	EC	STATE	\$0.98	\$1.01	\$1.01	\$1.93	\$1.93	\$1.93	\$1.93	\$1.93	\$1.93	\$1.93
T1423	NJTPA	EC	STATE	\$3.00	\$3.08	\$3.08	\$5.86	\$5.86	\$5.86	\$5.86	\$5.86	\$5.86	\$5.86
T1423	SJTPO	EC	STATE	\$0.30	\$0.31	\$0.31	\$0.59	\$0.59	\$0.59	\$0.59	\$0.59	\$0.59	\$0.59

FY 2014-23 TRANSPORTATION IMPROVEMENT PROGRAM

SOUTH JERSEY TRANSPORTATION PLANNING ORGANIZATION

DBNUM: *Project Name*
T88 Study and Development

This element provides funds for system and infrastructure planning studies to ready projects for design, as well as demand forecasting and other related planning work. This project is funded under the provisions of Section 13 of P.L. 1995, c.108.

PROGCAT: Study & Developm
 (figures are in millions)
SPONSOR: NJ TRANSIT
MUNC1: Various
COUNTY: Various

PLAN	MPO	PHASE	FUND	2014	2015	2016	2017	2018	2019	2020	2021	2022	2023
T1423	DVRPC	PLS	STATE	\$1.00	\$1.00	\$1.05	\$1.00	\$1.00	\$1.00	\$1.00	\$1.00	\$1.00	\$1.00
T1423	NJTPA	PLS	STATE	\$3.51	\$3.51	\$4.45	\$3.51	\$3.51	\$3.51	\$3.51	\$3.51	\$3.51	\$3.51
T1423	SJTPO	PLS	STATE	\$0.30	\$0.30	\$0.31	\$0.30	\$0.30	\$0.30	\$0.30	\$0.30	\$0.30	\$0.30

FY 2014-23 TRANSPORTATION IMPROVEMENT PROGRAM

SOUTH JERSEY TRANSPORTATION PLANNING ORGANIZATION

DBNUM: *Project Name*

T500 Technology Improvements

This element funds improvements to passenger communication and fare collection systems and other information technology improvements to meet internal and external customer needs. Funding is included for Public Address Upgrades/Onboard Communication Systems, Bus Radio System Upgrade Program, GIS Systems, TVM Replacement/Expansion, Smart Card Technology and improvements at stations systemwide, computer systems and services, photocopy lease payments, ADA Access Link computer upgrades and upgrades to increase efficiency and productivity of NJ TRANSIT's technology infrastructure to support services to customers.

This project is funded under the provisions of Section 13 of P.L. 1995, c.108.

PROGCAT: System Managem
(figures are in millions)

SPONSOR: NJ TRANSIT

MUNC1: Various

COUNTY: Various

PLAN	MPO	PHASE	FUND	2014	2015	2016	2017	2018	2019	2020	2021	2022	2023
T1423	DVRPC	EC	STATE	\$4.61	\$7.21	\$9.76	\$5.75	\$5.75	\$5.60	\$5.60	\$5.60	\$6.06	\$6.06
T1423	NJTPA	EC	STATE	\$14.28	\$22.20	\$29.72	\$17.50	\$17.50	\$17.05	\$17.05	\$17.05	\$18.45	\$18.45
T1423	SJTPO	EC	STATE	\$1.40	\$2.19	\$2.97	\$1.75	\$1.75	\$1.70	\$1.70	\$1.70	\$1.84	\$1.84

FY 2014-23 TRANSPORTATION IMPROVEMENT PROGRAM

SOUTH JERSEY TRANSPORTATION PLANNING ORGANIZATION

DBNUM: *Project Name*

T42 Track Program

Funding is provided for an annual program of track rehabilitation including systemwide replacement of life-expired ties and other rail improvements, right-of-way fencing, equipment necessary to maintain a state of good and safe repair, purchase of long lead-time materials for next construction season, maintenance-of-way work equipment, interlocking improvements, passing sidings and other improvements. Toll Credit will be used as the non-federal match. An explanation of toll credit can be found in the introduction section of the STIP. This project is funded under the provisions of Section 13 of P.L. 1995, c.108.

PROGCAT: System Preservati
(figures are in millions)

SPONSOR: NJ TRANSIT

MUNC1: Various

COUNTY: Various

PLAN	MPO	PHASE	FUND	2014	2015	2016	2017	2018	2019	2020	2021	2022	2023
T1423	DVRPC	ERC	SECT 5307			\$0.61	\$0.16	\$0.20	\$0.16	\$0.16	\$0.17	\$1.00	\$1.00
T1423	DVRPC	ERC	STATE	\$1.05	\$1.05	\$0.45	\$0.84	\$0.80	\$0.83	\$0.83	\$0.83		
T1423	NJTPA	ERC	SECT 5307			\$9.66	\$2.51	\$3.16	\$2.60	\$2.58	\$2.63	\$15.79	\$15.79
T1423	NJTPA	ERC	STATE	\$16.72	\$16.72	\$7.07	\$13.29	\$12.64	\$13.20	\$13.21	\$13.17		
T1423	SJTPO	ERC	SECT 5307			\$0.13	\$0.03	\$0.04	\$0.03	\$0.03	\$0.04	\$0.21	\$0.21
T1423	SJTPO	ERC	STATE	\$0.22	\$0.22	\$0.09	\$0.18	\$0.17	\$0.18	\$0.18	\$0.18		

FY 2014-23 TRANSPORTATION IMPROVEMENT PROGRAM

SOUTH JERSEY TRANSPORTATION PLANNING ORGANIZATION

DBNUM: *Project Name*

T210 Transit Enhancements/Transp Altern Prog (TAP)/Altern Transit Improv (ATI)

Funding is provided for projects or project elements that are designed to enhance mass transportation service or use and are physically or functionally related to transit facilities as outlined in FTA Circular 9030.1C., including funding for a Statewide Bus Signs and Shelter Maintenance Upgrade Program and historic restoration of NJ TRANSIT facilities. Toll Credit will be used as the non-federal match. An explanation of toll credit can be found in the introduction section of the STIP. This project is funded under the provisions of Section 13 of P.L. 1995, c.108.

PROGCAT: System Preservati
(figures are in millions)

SPONSOR: NJ TRANSIT

MUNC1: Various

COUNTY: Various

PLAN	MPO	PHASE	FUND	2014	2015	2016	2017	2018	2019	2020	2021	2022	2023
T1423	DVRPC	ERC	SECT 5307-TAP	\$0.16	\$0.16	\$0.16	\$0.16	\$0.16	\$0.16	\$0.16	\$0.16	\$0.16	\$0.16
T1423	NJTPA	ERC	SECT 5307-TAP	\$0.49	\$0.49	\$0.49	\$0.49	\$0.49	\$0.49	\$0.49	\$0.49	\$0.49	\$0.49
T1423	SJTPO	ERC	SECT 5307-TAP	\$0.05	\$0.05	\$0.05	\$0.05	\$0.05	\$0.05	\$0.05	\$0.05	\$0.05	\$0.05

FY 2014-23 TRANSPORTATION IMPROVEMENT PROGRAM

SOUTH JERSEY TRANSPORTATION PLANNING ORGANIZATION

DBNUM: *Project Name*

T300 Transit Rail Initiatives

This program provides funding for transit expansion projects, including new station construction, ferry program, fixed guideway improvements (Rail, Light Rail, BRT, and Ferry), and related vehicle and equipment acquisition. Also included are FTA new starts projects authorized under New Jersey Urban Core or SAFETEA-LU. Potential projects in this category include (in no rank order): Northern Branch Rail; HBLR Extension to Secaucus; HBLR Secaucus-Meadowlands Connector; Passaic-Bergen rail service on the NYS&W east of Hawthorne using Diesel Multiple Unit (DMU) passenger equipment; Restoration of commuter rail service on the NYS&W west of Hawthorne; Port Morris Improvements; West Shore--Hoboken to West Haverstraw; NERL Elizabeth Segment from NJ TRANSIT'S Northeast Corridor Midtown Elizabeth Station to Newark Liberty International Airport via the Elizabeth Waterfront; Restoration of commuter rail service on the West Trenton line; River LINE LRT Capitol Extension; Second Phase of River LINE LRT/PATCO Extension; Route 1 BRT, Second Phase of NERL (Newark Penn Station to Newark Liberty International Airport); Commuter rail extension in Monmouth and Ocean Counties; Lehigh Third Track Capacity Improvements; Extension of Cape May Seashore Line north to Hammonton (to Atlantic City Rail Line); Commuter Rail extension to Phillipsburg, improvements on the Atlantic City Rail Line, new rail station improvements such as Atlantic City Line/River LINE connection, Moynihan Station, Penn Station New York access improvements and platform extensions, Penn Station New York Central Concourse, Penn Station New York West End Concourse, E-yard expansion, Bus Rapid Transit Initiatives, Park and Rides and Smart Card Technology Program along with other new systemwide, rail, bus, and light rail initiatives arising during the year. The narrative above governs how the state Transportation Trust Funds that are appropriated in the state budget to "Transit Rail Initiatives" can be used. The Transit Rail Initiatives project is a state funded effort that is displayed here only for information purposes in order to give a better understanding of total transportation funding. As shown below, there is no Federal funding allocated to the Transit Rail Initiatives project in the first four constrained years. In compliance with the state budget and the language above, state Transit Rail Initiatives funds will be used to advance the projects listed above, some of which are also authorized under Federal law, but not yet funded with Federal dollars. Funding is also provided to advance projects dependent on other non-federal (including private) funding, and/or state resources available beyond planned levels. This project is funded under the provisions of Section 13 of P.L. 1995, c.108.

PROGCAT: System Expansion
(figures are in millions)

SPONSOR: NJ TRANSIT

MUNC1: Various

COUNTY: Various

PLAN	MPO	PHASE	FUND	2014	2015	2016	2017	2018	2019	2020	2021	2022	2023
T1423	DVRPC	ERC	STATE	\$0.23	\$0.75	\$0.52	\$0.29	\$0.29	\$1.21	\$1.21	\$1.21	\$1.21	\$1.21
T1423	NJTPA	ERC	STATE	\$3.20	\$4.78	\$4.08	\$3.38	\$3.38	\$6.18	\$6.18	\$6.18	\$6.18	\$6.18
T1423	SJTPO	ERC	STATE	\$0.07	\$0.23	\$0.16	\$0.09	\$0.09	\$0.37	\$0.37	\$0.37	\$0.37	\$0.37

SECTION VI

Glossary

GLOSSARY

The following serves as a guide to terms used in the Transportation Improvement Program:

PHASES OF WORK

This classification indicates the stage of development of a project as it moves through the "project development pipeline."

Planning Study (PLS)

A phase or type of work involving traffic studies needs analyses, corridor studies, and other work preparatory to project development. This phase of work is also called "Concept Development." CD denotes NJDOT Concept Development; LCD denotes Concept Development by a local entity (MPO, county, municipality).

The purpose of Concept Development is to deliver projects to Scope Development with a well-defined need and a recommended concept that has been environmentally screened and has received community support. Concept Development includes the following major elements:

- * early and intensive public involvement
- * an evaluation of project need
- * an analysis of physical deficiencies
- * environmental screening
- * evaluation of alternative strategies/fulfillment of CMS requirements
- * definition of potential concepts, limits and/or complimentary strategies
as well as staging and phasing opportunities
- * address community design/aesthetic opportunities
- * order of magnitude cost estimate

The Concept Development Process is divided into the following four phases:

1. Background Research and Work Program Development
2. Problem Identification and Project Need
3. Congestion Management Strategies and Fulfilling Congestion Management System (CMS) Requirements
4. Concept Development and Analysis

Project Development (PRD)

A phase or type of work intended to develop feasible project proposals that produce the best balance among transportation needs, environmental values, public concerns and costs. The end products of scoping are: a recommended scheme with a realistic cost estimate; an approved environmental document; reasonable assurance that environmental permits can be obtained; community support, or documentation explaining why such support cannot reasonably be obtained; and identification of right of way (ROW) needs and costs. Scoping consists of two phases in NJDOT: Feasibility Assessment and Final Scope Development. FA denotes Feasibility Assessment and PD denotes Preliminary Design by NJDOT; LFA denotes Local Feasibility Assessment and

LPD denotes Local Preliminary Design by a local entity (MPO, county, municipality). Feasibility Assessment is the first phase of scoping, during which the Bureau of Project Scope Development performs sufficient engineering to determine whether the concept emerging from Concept Development can be feasibly evolved into a project in light of environmental and community constraints and issues. If it cannot be reasonably demonstrated that environmental approvals and community support are forthcoming, the concept will neither become a project, nor pass into the Five-Year Capital Program.

During Feasibility Assessment, project schemes that balance project objectives against environmental, community, engineering and budget constraints are developed. If alternatives which can resolve the problem to full engineering standards in light of constraints cannot be developed, then a full range of design and alignment alternatives will be considered, including those which back off desirable standards and instead meet minimum standards, which drop below minimum standards, or even those which do not achieve one or more of the project goals. In essence, BPSD will systematically “ratchet down” project expectations until a good fit between engineering goals and environmental and political considerations are achieved. This will lead to the development of what has been termed at the Initially Preferred Alternative (IPA).

During Feasibility Assessment, the community involvement will generally be limited to coordination with municipal staff and officials, although, if deemed necessary, the Department may decide to conduct the public meetings normally reserved for Final Scope Development. This may include the obtaining of the actual resolution of support from the community governing body.

Feasibility Assessment will culminate in a presentation to the CPC regarding the potential project. If deemed a worthy project, the project will be assigned to a PM and entered into the Draft Project Pool for completion of Final Scoping. If the project is determined to be “fatally flawed,” it will be recommended for termination, or recycled for reconsideration as part of Concept Development.

Final scope development is the process of advancing preliminary engineering and obtaining formal community and environmental approval of the Initially Preferred Alternative. During FSD, the Program Manager who was liaison for the Feasibility Assessment phase will assume full control of the project. A number of activities will be simultaneously set in motion, based on the IPA: Community Involvement, Environmental Documentation, and Design services.

To obtain the formal community involvement buy-in, a public meeting will be generally be arranged, which may lead to some minor adjustments to the project’s scope. Ultimately, the local officials will be asked to provide a resolution of support endorsing the project.

To obtain the environmental approvals for the IPA, consultation with outside agencies, such as the State Historic Preservation Office may be necessary. The approved Environmental Document will be based on technical studies conducted by the Environmental Teams within the Bureau of Environmental Services, and will generally consist of a Categorical Exclusion. The Final Scope Development phase will not be considered complete until the Environmental Document is approved.

The Preliminary Engineering conducted during this phase will be initiated to facilitate later final design activities. They will be based on the IPA, and consist of, among other things:

development of base plans for final design; development of geometric design sufficiently to clarify environmental impacts and to define ROW parcels; utilities discovery and verification; geotechnical studies (soil borings and analysis); preliminary drainage work; and development of property acquisition cost estimates.

Design (DES)

A phase or type of work consisting of taking a recommended solution and scope of work defined in the project development phase and developing a final design, including right of way and construction plans.

Design and Construction (EC)

Funding is provided for both design and construction costs.

Design and Right of Way (ER)

Funding is provided for both design and right of way costs.

Design, Right of Way and Construction (ERC)

Funding is provided for design, right of way, and construction costs.

Right of Way (ROW)

A phase or type of work in which the land needed to build a project is purchased.

Construction (CON)

A phase or type of work involving the actual building of a project.

Utility (UTIL)

In some cases, the utility relocation work associated with a project must be programmed separately from the actual construction phase of work. These items are shown under the "Utility" category.

Capital Acquisition (CAP)

Term used to denote the acquisition of rolling stock by NJ TRANSIT.

FUNDING CATEGORIES

Projects are funded under various funding categories, depending on the type of work to be done.

Air Safety

State funds allocated for aviation purposes.

BOND99

These are funds that were allocated to statewide transportation improvements in the

Statewide Transportation and Local Bridge Bond Act of 1999.

BOND99LOC

These are funds that were allocated to the counties for the repair and rehabilitation of local bridges in the Statewide Transportation and Local Bridge Bond Act of 1999.

Bridge

This federal-aid funding category provides funds for the rehabilitation or replacement of bridges defined as structurally deficient and/or functionally obsolete according to federal definitions.

Bridge-Off

This federal-aid funding category provides funds for the rehabilitation or replacement of bridges defined as structurally deficient and/or functionally obsolete according to federal definitions. This funding is used for bridges that are off the federal-aid system.

Congestion Mitigation and Air Quality (CMAQ)

This federal-aid funding category was established under the federal Intermodal Surface Transportation Efficiency Act (ISTEA) to support projects which improve air quality and/or relieve congestion without adding new highway capacity. These funds are especially targeted for states like New Jersey with serious air quality problems.

Demonstration Funds (DEMO)

Federal transportation acts sometime target specific projects in various states in addition to general programs for federal support. This funding category includes "demonstration" funding provided under ISTEA, as well as "high priority project" funding provided under TEA-21. These projects, for "demonstration" or "high priority project" funding often have special rules applying to their use.

Emergency Repair (Emergency Relief)

Funds are made available by the Federal Highway Administration, through the Federal Emergency Management Administration, for repairs to the infrastructure as a result of natural disasters.

Federal Aviation Administration (FAA)

Federal Funds allocated for aviation purposes.

Ferry Funds (Ferry)

Federal funds are allocated for the rehabilitation and/or development of ferry facilities.

Interstate Maintenance (I-Maint)

A federal-aid funding category has been established to promote resurfacing, rehabilitation, and preventive maintenance on the interstate system.

Minimum Guarantee (MIN GAR)

The Transportation Equity Act for the 21st Century (TEA-21) specifies for each State a specific share of the aggregate annual funding for Interstate Maintenance, National Highway System, Bridge, Congestion Mitigation and Air Quality Improvement, Surface Transportation Program, Metropolitan Planning. The percentage shares were set to result in a 90.5 percent return.

The percentage shares are adjusted each year to ensure that each State's share of apportionments for the specified programs is at least 90.5 percent of its percentage contributions to the Highway Account. The shares of States falling below that minimum return will be increased and the shares of the remaining States will be decreased so that the shares continue to total 100 percent.

No state may receive less than \$1 million per year in Minimum Guarantee funds.

National Boating Infrastructure Grant Program

Federal funds are provided to construct, renovate, and maintain tie-up facilities for vessels that are 26 feet or more in length. Activities eligible for funding are: construction, renovation and maintenance of public and private boating infrastructure tie-up facilities; one-time dredging only between the tie-up facility and the already maintained channel; installation of navigational aides; application of funds to grant administration; and funding preliminary costs.

National Highway System (NHS)

ISTEA has created a "national highway system," consisting of the interstate highway system and other key highway links. The NHS funding category has been established to support improvement projects on this key network.

Planning (PL)

This federal-aid funding category provides funds for the federally mandated transportation planning process conducted within each Metropolitan Planning Organization.

Public Lands Highways (PLH)

This is a source of federal funds to be used for various unanticipated public lands grants received through the FHWA Public Lands Highways Discretionary Program. The PLH funds are available for transportation planning, research, engineering, and construction of the highways, roads, and parkways, or of transit facilities within the Federal public lands. Eligible projects may also include the following, but must meet the public lands highway criteria: transportation planning for tourism and recreational travel; adjacent vehicular parking areas; interpretive signage; acquisition of necessary scenic easements and scenic or historic sites; provision for pedestrians and bicycles; construction and reconstruction of roadside rest area including sanitary and water facilities; other appropriate public road facilities such as visitor centers.

Recreational Trails (REC. TRAILS)

New Jersey's Recreational Trails Program provides grants to public agencies and non-profit organizations for a variety of trail projects. The NJ Department of Environmental

Protection, Division of Parks and Forestry administer the program.

State

The "State" or "TTF" category is used to show the disposition of funding received from the New Jersey Transportation Trust Fund.

Statewide Planning and Research (SPR)

Federal law requires a percentage of funds allocated to states for highway improvements to be devoted to planning and research activities.

Support Services (SUP SRV)

Support Services is a federal-aid funding category established under TEA-21 for services and activities provided in connection with minority business enterprise programs which are designed to increase the total number of minority businesses active in the highway program and contribute to the growth and eventual self-sufficiency of individual minority businesses so that such businesses may achieve proficiency to compete, on an equal basis, for contracts and subcontracts.

Surface Transportation Program (STP)

The Surface Transportation Program is a federal-aid funding category established under ISTEA, which encompasses funding previously made available under various smaller federal-aid categories as well as a broad, flexible component. Funding must be set aside for safety (STP-SY) and transportation enhancement (STP-TE). Sub-allocations must be made to urbanized and non-urbanized areas (STP-NJ; funding provided to NJTPA, STP-STU; funding provided to DVRPC, STP-SJ; funding provided to SJTPO).

Transit

Transit funding categories are indicated generally by reference to federal statutory categories and are identified as follows:

CMAQ—See definition on Page 4 of this Glossary.

JARC—Non-Federal Transportation Administration funds used to meet local share match for Job Access and Reverse Commute Program.

Local Match—Funds provided by local agencies as match to Job Access and Reverse Commute Program.

Match-Local—Funds provided by local agencies as match to Section 5311 and other grants.

Match-Oper—Operation funds provided by NJ TRANSIT as match to Section 5311 grants.

Match State—State funds used to match Job Access and Reverse Commute Program.

Other—Potential federal earmarks or unidentified non-traditional transit funds.

Section 5307—Federal Transit Administration Urbanized Area Formula Program.

Section 5309—Federal Transit Administration Fixed-Guideway Modernization Program

Section 5309D—Federal Transit Administration Discretionary/Earmarked funds.

Section 5310—Federal Transit Administration Elderly and Persons with Disabilities Program.

Section 5311—Federal Transit Administration Non-urbanized Area Formula Program and Rural Transit Assistance Program.

State—New Jersey Transportation Trust Funds

TTF (GANS)—Additional State funds which will become available as a result of refinancing the original Hudson-Bergen LRT Grant Anticipation Notes.

Urban Core—Federal Transit Administration Section 5309 funds for projects defined by TEA-21 as “Urban Core” projects.

Various Federal (VAR FEDERAL)

This funding category is used to denote unanticipated allocations of Federal funds, outside the parameters of the regular apportionment process. Until such allocations are made, the exact funding source is not known.

PROJECT CATEGORIES

For the purpose of program planning and analysis, transportation improvements are classified into categories, generally defined by the type of "product" they produce. This classification system improves the department's ability to develop system objectives and performance measurements. These classifications are:

Bridge Preservation

This classification includes work, which is designed to keep the existing bridges functioning, and in a state of good repair, including work which rehabilitates or replaces existing bridges to current design standards. Program categories within this classification include bridge rehabilitation and replacement, bridge capital maintenance, bridge management, local bridges, NJ TRANSIT bridges, and railroad overhead bridges.

Capital Program Delivery

This classification includes a variety of activities that provide direct support to the capital program pipeline. Program categories within this classification include program implementation costs, planning and research, project scoping and design, right of way and utility, construction, unanticipated expenses, project cost settlement, and transportation grants.

Capital Program Support

This classification includes a variety of “overhead” type activities that indirectly contribute to the project pipeline. Program categories within this classification include facilities and

equipment, contractor support, operational support.

Congestion Management

This classification encompasses work that improves the flow of people and goods along transportation corridors. Specific programs under this heading include highway operational improvements, bottleneck widening, intelligent transportation systems, demand management, and congestion management system.

Intermodal Programs

This classification includes work that addresses improvements/provisions for alternative modes of transportation. Program categories within this classification include aviation, goods movement, bicycle/pedestrian, ferries, paratransit, intermodal connections, rail, and other modes.

Local Aid

This classification provides for development and implementation of transportation improvements on the local roadway network. Program categories within this classification include local aid to counties, local aid to municipalities, local aid discretionary, local aid other programs, local roadway improvements, regional planning and project development.

Quality of Life

This classification includes work which is designed enhance the environment associated with, or impacted by, transportation improvements. Program categories within this classification include transportation enhancements, noise walls, landscape, air quality, signs, wetland mitigation, and rest areas.

Roadway Preservation

This classification includes work that is designed to keep the existing highway system functioning and in a state of good repair, including work which upgrades segments of the system to current design standards. Program categories within this classification include highway rehabilitation and reconstruction, highway resurfacing, highway capital maintenance, drainage, truck size and weight control, pavement management system, and dams.

Safety

This classification includes work that is designed to improve safety for the travelling public on the existing highway system. Program categories within this classification include safety improvements, safety management, and safety capital maintenance.

Strategic Mobility

This classification includes work that adds to the capacity of the transportation system through major capital construction. Under this heading are projects listed as missing links, major widening, and economic development.

METROPOLITAN PLANNING ORGANIZATIONS

Metropolitan Planning Organizations (MPOs) are planning organizations that serve as the forum for cooperative transportation decision making for metropolitan planning areas as required by federal regulations. MPOs consist of representatives of state and local governments and major transportation agencies. There are three MPOs in New Jersey:

DVRPC - Delaware Valley Regional Planning Commission. The MPO covering the counties of Mercer, Burlington, Camden, and Gloucester.

NJTPA - North Jersey Transportation Planning Authority. The MPO covering the counties of Bergen, Essex, Hudson, Hunterdon, Middlesex, Monmouth, Morris, Ocean, Passaic, Somerset, Sussex, Union, and Warren.

SJTPO - South Jersey Transportation Planning Organization. The MPO covering the counties of Cape May, Atlantic, Cumberland, and Salem.

APPENDIX A

Air Quality Conformity

**Transportation Conformity of the SJTPO Fiscal
Years 2014-2023 Transportation Improvement
Program and the 2040 Regional Transportation
(Long Range) Plan Under All Current
National Ambient Air Quality Standards**



**South Jersey Transportation Planning Organization
782 S. Brewster Road, Unit B6
Vineland, NJ 08361
www.sjtpo.org**

FINAL July 22, 2013

Transportation Conformity of the SJTPO Fiscal Years 2014-2023 Transportation Improvement Program and the 2040 Regional Transportation (Long Range) Plan Under All Current National Ambient Air Quality Standards

The South Jersey Transportation Planning Organization (SJTPO) is the Metropolitan Planning Organization (MPO) for the southern New Jersey region. Formed in mid-1993, SJTPO replaced three smaller, existing MPO's while incorporating other areas not previously served. Covering Atlantic, Cape May, Cumberland, and Salem counties, SJTPO works to provide a regional approach to solving transportation problems.

Transportation planning and decision-making for urbanized areas is carried out through MPO's. Traditionally, MPO's synchronize the planning actions of participating agencies in the region and provide a forum for decision-making among officials, operators, and the public.

The SJTPO coordinates the planning activities of participating agencies and provides a forum for cooperative decision-making among state and local officials, transit operators, and the general public. The SJTPO also adopts long-range plans to guide transportation investment decisions, and maintains the eligibility of its member agencies to receive federal transportation funds for planning, capital improvements, and operations.

In addition, the SJTPO has formed the South Jersey Traffic Safety Alliance (SJ TSA). The Alliance's main objective is to assist all county and municipal agencies and organizations with problem assessment, development, implementation, and evaluation of educational programs, enforcement programs, and engineering projects for traffic and pedestrian safety.

Table of Contents

1	LIST OF ACRONYMS	4
2	OVERVIEW/BACKGROUND	5
3	PROJECTS AND ANALYSIS YEARS	7
3	METHODOLOGY	7
	3.1 Analysis Software.....	7
	3.2 Applicable Tests and Budgets	8
4	OTHER PLANNING ASSUMPTIONS	8
	4.1 Population & Employment.....	8
	4.2 Travel & Congestion.....	9
	4.3 Transit Operation Policy and Fare Changes.....	9
	4.4 Transportation Control Measures (TCMs)	9
5	MODELS AND INPUTS.....	9
6	STAKEHOLDER PARTICIPATION	9
	6.1 Interagency Consultation	10
	6.2 Public Involvement Procedure	10
7	ANALYSIS RESULTS	11
	7.1 Action Scenarios	12
	7.2 Budget Tests	12
	7.3 Meeting the Conformity Criteria	13
8	COMMENTS AND RESPONSES.....	17
	APPENDICES	18

List of Tables

Table 1 - Budgets for VOC and NOx (tons per day) for SJTPO Region.....	8
Table 2 - VOC Budget Test, SJTPO (tons per day).....	12
Table 3 - NOx Budget Test, SJTPO (tons per day)	12

List of Figures

Figure 1 - 8-Hour Ozone Non-Attainment Area	6
Figure 2 - FY 2014-2023 TIP Conformity Schedule.....	11
Figure 3 - FY 2014 Regional Emissions Analysis.....	13
Figure 4 - Evaluation of the Conformity Determination Criteria	14

1 List of Acronyms

AQCR	Air Quality Control Region
CAA	Clean Air Act
CO	Carbon Monoxide
CFR	Code of Federal Regulations
DVRPC	Delaware Valley Regional Planning Commission
FHWA	Federal Highway Administration
FTA	Federal Transit Administration
HC	Hydrocarbons
ICG	Interagency Consultation Group
MOVES	Motor Vehicle Emissions Simulator
MPO	Metropolitan Planning Organization
NAAQS	National Ambient Air Quality Standards
NJDEP	New Jersey Department of Environmental Protection
NJDMV	New Jersey Department of Motor Vehicles
NJDOT	New Jersey Department of Transportation
NJTPA	North Jersey Transportation Planning Authority
NOx	Oxides of Nitrogen
RTP	Regional Transportation Plan
SIP	State Implementation Plan
SJTDM	South Jersey Travel Demand Model
SJTPO	South Jersey Transportation Planning Organization
VOCs	Volatile Organic Compounds
TCMs	Transportation Control Measures
TIP	Transportation Improvement Program
USC	United States Code
US DOT	United States Department of Transportation
US EPA	US Environmental Protection Agency
VHT	Vehicle-Hours Traveled
VMT	Vehicle-Miles Traveled
VPOP	Source Type Population

2 Overview/Background

This report documents the demonstration of transportation conformity of the SJTPO FY 2014-2023 Transportation Improvement Program (TIP) and the SJTPO 2040 Regional Transportation Plan (RTP, or the Plan).

Under the authority of The Clean Air Act Amendments of 1990 (42 USC Sections 7401-7671q), in conjunction with the transportation planning provisions of the United States Code (23 USC 109(j)), the transportation conformity process is required in areas that have been designated by the US Environmental Protection Agency (USEPA) as not having met specific standards for any of six criteria pollutants as defined by The Clean Air Act (CAA). EPA sets these standards, more formally known as National Ambient Air Quality Standards, or (NAAQS), to protect public health. Those areas that currently do not meet these standards are called “nonattainment areas,” or “maintenance areas,” if they have recently attained the standards but need to demonstrate maintenance via a federally-approved maintenance plan before they can be formally classified as an attainment area. Since the four-county SJTPO region is in nonattainment for the 8-hour Ozone NAAQS, it is subject to transportation conformity.

Transportation conformity is demonstrated when future planned federally funded highway and transit projects are determined not to cause new air quality violations, worsen existing violations, or delay timely attainment of the NAAQS. The Federal Highway Administration (FHWA) and Federal Transit Administration (FTA) jointly make conformity determinations within air quality nonattainment areas to ensure that any vehicular emissions generated from new projects stay within emissions budgets as set in the New Jersey State Implementation Plan (SIP). The US DOT cannot fund, authorize, or approve federal actions to support programs or projects that are not found to conform to the CAA requirements governing the current NAAQS for transportation conformity.

This conformity demonstration is based on the Conformity Final Rule, (40 CFR Part 93), and is consistent with the joint USEPA, FHWA, and FTA Regional Air Quality Consultation and Coordination process. Pollutants addressed include the 8-hour ozone precursors of volatile organic compounds (VOCs) and oxides of nitrogen (NOx). Conformity findings must be based on established budgets (where appropriate) for VOCs and NOx for all applicable analysis years in the MPO region of the designated non-attainment area. These analyses also incorporate the most recent population and employment projections that were approved by the SJTPO Policy Board on March 26, 2012, as part of the Regional Transportation Plan Update, and other applicable latest planning assumptions.

The purpose of this analysis document is to demonstrate conformity of the 2014-2023 TIP and 2040 RTP with the 8-hour ozone NAAQS. EPA’s final rule designating nonattainment areas for the 2008 8-hour ozone NAAQS became effective July 20, 2012. Under this new rule, the entire 4-county SJTPO region falls within the Philadelphia-Wilmington-Atlantic City, PA-NJ-MD-DE Marginal Ozone Non-attainment Area, with an attainment date of December 31, 2015. Transportation conformity for the 2008 8-hour ozone NAAQS applies July 20, 2013, one year after this designation date.¹

The *Final Rule* dictates that conformity findings within the SJTPO planning area are under the 8-hour ozone NAAQS. Effective August 1, 2008, EPA has determined that the 2008 and 2009

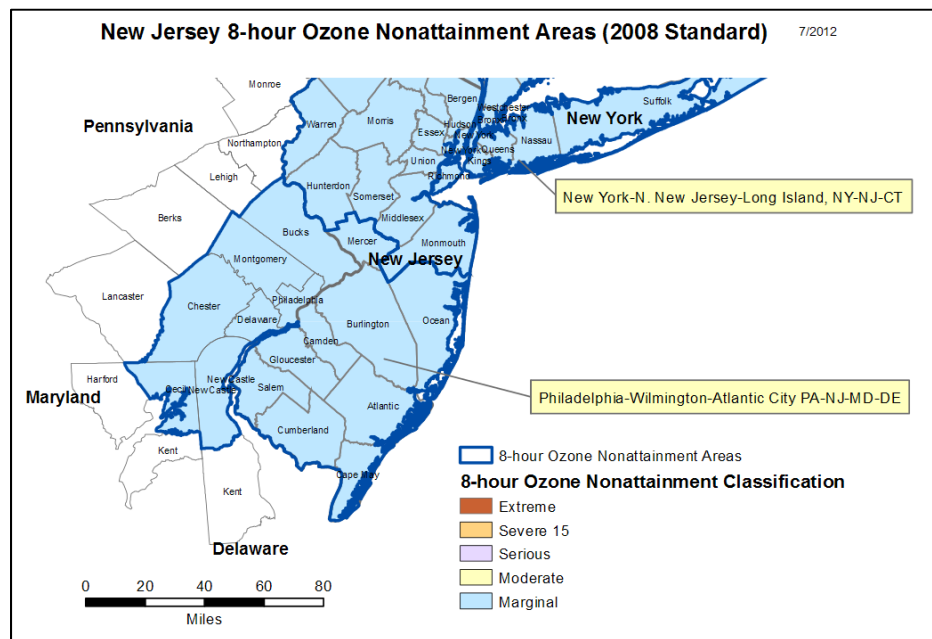
¹ EPA’s 2008 8-Hour Ozone Implementation Rule can be found at: <http://www.gpo.gov/fdsys/pkg/FR-2012-05-21/pdf/2012-11605.pdf>.

8-hour ozone budgets, submitted by New Jersey as part of its State Implementation Plan,² “are adequate for transportation conformity purposes” and the SJTPO “must use the new 2008 and 2009 8-hour ozone budgets for future transportation conformity determinations.”

Note that SJTPO is responsible for demonstrating transportation conformity for its sub-area within the greater air quality control region (AQCR). Similarly DVRPC (Camden, Burlington, Gloucester, and Mercer Counties), NJTPA (Ocean County), and other MPO’s are tasked with demonstrating transportation conformity for their planning region sub-areas located within the designated non-attainment area.

The 2008 8-hour ozone non-attainment air quality control region (AQCR) is detailed in Figure 1 below. For the four-county SJTPO planning area, the 2008 and 2009 VOCs and NOx budgets have been established using MOBILE6 in cooperation with the New Jersey State Department of Environmental Protection (NJDEP). These ozone precursor budgets are used for the analysis years of 2015, 2020, 2030, and 2040.

Figure 1 - 8-Hour Ozone Non-Attainment Area



Source: http://www.epa.gov/oaqps001/greenbk/map/nj8_2008.pdf

A portion of the region, defined as Atlantic City, Atlantic County and Penns Grove, Salem County, is also part of a CO “not classified” maintenance area. It is part of a limited carbon monoxide maintenance plan and thus SJTPO no longer has to complete a regional emissions analysis for these areas for CO.

This document shows that all current conformity criteria established by USEPA are met. This report also describes the process followed to determine the transportation conformity of the TIP and update to the Regional Transportation Plan (“Plan”). Consistent with the requirements for non-attainment areas, SJTPO has demonstrated in this document that the TIP and Plan conform to the SIPs with respect to the respective motor vehicle emissions budgets in the corresponding implementation years.

²Excerpted from USEPA website - <http://www.epa.gov/EPA-AIR/2008/July/Day-17/a16390.htm>

3 Projects and Analysis Years

There are two categories of projects contained in the TIP and the Plan for the conformity demonstration: 1) regionally significant and non-exempt projects, and; 2) projects exempted from the conformity analysis. The Final Rule defines a regionally significant project as a non-exempt transportation project that is on a facility serving regional transportation needs and would normally be included in the modeling of a metropolitan area's transportation network. The emission analysis of transportation plans and programs must model all regionally significant and non-exempt projects.

The regional emissions analysis conducted to demonstrate conformity of the 2014-2023 TIP and the 2040 RTP includes all “regionally significant, non-exempt” projects on principal arterials and higher classifications – that is, those which can impact regional air quality. The project set includes all those in the Plan, those in the 2014-2023 TIP, and those which have been introduced in previous TIPs that are not yet completed. The regional emissions analysis performed for this conformity determination was run in May and June 2013.

For this iteration of conformity demonstration, the mobile source ozone emissions analysis years for VOCs and NO_x are 2015, (the 2008 8-hour ozone NAAQS attainment date), 2020, 2030 (an *interim* year selected to keep all analysis years less than ten years apart) ,and 2040 (the *horizon* year of the *SJTPO 2040 Regional Transportation Plan*). VOCs and NO_x, which are heat-related ozone precursors, are concerns during the summer months, and are estimated for an average summer weekday. To demonstrate conformity, projected emissions in all analysis years must not exceed the established budgets.

A complete list of TIP projects and non-Federally funded regionally significant projects is contained in **Appendix 1**. All non-exempt projects that could be modeled, including non-Federal projects, will be covered in the current conformity determination. These projects are listed in **Appendix 1** and have a completion year associated with them under the “Scenario Year” column.

3 Methodology

Ozone (O₃) is a colorless gas associated with smog or haze conditions. Ozone is not a direct emission, but a secondary pollutant formed when precursor emissions, volatile organic compounds (VOCs), which include certain hydrocarbons (HC), and oxides of nitrogen/ nitrates (NO_x), react in the presence of sunlight. This analysis uses a series of computer models to forecast vehicle miles of travel, speeds, and finally emissions estimates for these precursors of ozone.

3.1 ANALYSIS SOFTWARE

This is the first SJTPO regional emissions analysis run using SJTPO's newly enhanced South Jersey Travel Demand Model (SJTDM). While still a traditional 4-step travel demand model, the model now runs on the more user-friendly CUBE platform and has updated trip generation, trip distribution, mode split and traffic assignment modules which provide a better estimation of vehicular traffic as well as transit ridership in the 4-county SJTPO region. In addition, SJTDM has now been calibrated and validated to 2010 conditions. A more detailed

explanation of the SJTDM including the actual model development report can be found at: <http://www.sjtpo.org/SJTDM.html>.

This is also the first SJTPO regional emissions analysis run using the Motor Vehicle Emissions Simulator Model (MOVES), EPA's latest emissions model. Compared to MOBILE 6.2, the previous emissions model, MOVES is significantly more sensitive to all aspects of the drive cycle; in particular, the nonroad, or off-network emissions. Nonroad emissions capture the start, extended idle, and resting evaporative emissions. A combination of computer programs centered on MOVES2010b (February 2013) emissions model and PPSUITE travel model post-processor were used to assess air quality in the SJTPO region. PPSUITE is a software package used to pre-format and post-format data to and from MOVES2010b. It provides a linkage between MOVES2010b and the transportation model, the SJTDM, and generates emissions and activity data summary reports. In this analysis emissions are calculated for two categories of pollutants: volatile organic compounds and oxides of nitrogen.

3.2 APPLICABLE TESTS AND BUDGETS

The SJTPO region has emission budgets for relevant pollutants for the 8-hour ozone standard, and as such, only budget tests are required to demonstrate conformity. As of August 1, 2008 EPA has determined that the 2008 and 2009 8-hour ozone budgets, submitted by New Jersey as part of its State Implementation Plan, are adequate and should be used for future transportation conformity determinations. Under the SIP Revision, 13.04 tons per day of VOC and 29.64 tons per day of NOx are the budget levels for the year 2009 and later for the SJTPO region. VOC and NOx budget levels corresponding to the analysis years of 2015, 2020, 2030 and 2040 are listed in Table 1. The values correspond to maximum allowable emissions generated for an average summer weekday, the prescribed analysis day/period for the VOC and NOx emission testing in the SJTPO region.

Table 1 - Budgets for VOC and NOx (tons per day) for SJTPO Region

Budgets	2015 (tons)	2020 (tons)	2030 (tons)	2040 (tons)
VOC	13.04	13.04	13.04	13.04
NOx	29.64	29.64	29.64	29.64

Budgets found adequate for conformity purposes by USEPA August 1, 2008

4 Other Planning Assumptions

The latest planning assumptions must be used in the conformity analysis. The travel demand modeling process utilizing the latest planning assumptions began on **April 9, 2013**.

Key elements utilized in this conformity assessment follow:

4.1 POPULATION & EMPLOYMENT

Population and employment forecasts endorsed by the SJTPO Policy Board at their March 26, 2012 meeting were used to forecast future year traffic conditions in the SJTPO area. These demographic forecasts project population and employment trends at the county and municipal level in five – year intervals to the year 2040. The forecasts were developed from Moody's economic projections as well as 2010 Census data where available. There was also extensive outreach with the county planning departments as well as other public officials. The

SJTPO Technical Advisory Committee was also involved at every step of this process. Since this meeting, there have been no updates to the population and employment forecasts. Hence, these represent the latest forecasts.

4.2 TRAVEL & CONGESTION

For all analysis years, VMT and VHT are calculated by the South Jersey Travel Demand Model. Base year travel model VMT was adjusted to 2010 conditions based on 2010 data from NJDOT's Highway Performance Monitoring System (HPMS) estimates for each county and road group. Vehicle age, population (VPOP), and distribution data comes from 2011 New Jersey Department of Motor Vehicles (NJDMV) registration data. In addition, auto operating costs remain at 15 cents per mile in year 2000 dollars.

4.3 TRANSIT OPERATION POLICY AND FARE CHANGES

Transit ridership has continued to grow, which provides a favorable effect on emissions. The tolls and fares in the CUBE model are current as of October 2012, when the model was released. Transit service assumptions include fare/toll increases over time - detailed assumptions for different facilities were included in network coding files. Fares and tolls are assumed to keep pace with the inflation of the Consumer Price Index. This will cover any anticipated NJ Transit or authority fare/toll increases.

4.4 TRANSPORTATION CONTROL MEASURES (TCMs)

Transportation Control Measures that were implemented in the region, as identified in previous SIPs, are included in the base network. The current SIP does not include any Transportation Control Measures. Therefore, neither the budgets nor the conformity analysis reflect any additional Transportation Control Measures.

5 Models and Inputs

There are several requirements for travel demand models for severe ozone areas. They are:

- General Model Requirements
- Consistency with the Highway Performance Monitoring System (HPMS)
- Vehicle Miles Traveled (VMT) estimates
- Capacity- and Volume-Sensitive Speed-and-Delay Estimates
- Consistency with SIP Emissions Modeling Assumptions

As mentioned above, the newly enhanced South Jersey Travel Demand Model (SJTDM) was used along with PPSUITE. The model has been calibrated and validated to 2010 conditions. It replaces the previous SJTDM, run in TP Plus, that was used to establish the current 2008 and 2009 and projected 8-hour ozone budgets. Also, as mentioned above, EPA's most recent emissions model, MOVES2010b (February 2013), was used for this conformity analysis. The 2011 vehicle population and distribution data were used in the analysis process.

6 Stakeholder Participation

The stakeholder participation process is being and has been conducted according to the schedule depicted in Figure 3. This includes participation of the Transportation Conformity Interagency Consultation Group (TCICG or ICG) and the general public at-large.

6.1 INTERAGENCY CONSULTATION

Requirements for interagency consultation were met through the first Transportation Conformity Interagency Consultation Group teleconference on April 2, 2013. A second teleconference to discuss the draft results was held on June 14, 2013

If additional issues requiring consultation arose, consultation would be by conference call unless needs dictated an in-person meeting. When the proposed conformity determination documentation was completed, a summary document was distributed to all participating agencies for comment.

6.2 PUBLIC INVOLVEMENT PROCEDURE

The proposed conformity determination for the 2040 Regional Transportation Plan had a 30-day comment period. The summary document was made available to outline how conformity requirements have been met. Any questions on technical backup were addressed upon request. The public meeting was held June 20, 2013 at SJTPO offices in Vineland, New Jersey.

Transportation Conformity of the SJTPO FY 2014-2023 TIP and the SJTPO 2040 RTP
Figure 2 - FY 2014-2023 TIP Conformity Schedule

PROCESS	EST. DATE
Teleconference with Interagency Consultation Group and request concurrence of attendees on SJTPO's proposed schedule, latest planning assumptions, relevant budgets, required pollutant tests, latest emission model, analysis years, preliminary project lists, etc.	4/2/2013
Confirm Project List	4/9/2013
Start of Travel Demand Model Process. (gives ICG a week to respond after initial ICG meeting)	4/9/2013
Start of MOVES analysis	5/1/2013
Completion of MOVES analysis updates	6/3/2013
Provide Interagency Consultation Group with draft Conformity Determination. Request concurrence with findings using email and/or a conference call.	6/14/13
Begin 30-Day Public Review Period.	6/14/2013
Public Hearing (within Public Review Period)	6/20/2013
Recommendation of TIP adoption by TAC	7/8/2013
TIP Adoption by Board	7/22/2013
Forward FY 2014 TIP with approved Conformity Determination to FHWA/FTA/EPA	7/26/2013

7 Analysis Results

Demographic forecasts were input to the modeling process to generate future travel demand data. Network changes resulting from the addition of improvement projects were used to define the action scenarios based on the year the proposed improvement would likely be constructed. The combination of demographic changes and network changes were ran through the modeling process, and resulted in the overall estimates of VMT, VHT, and emissions generated in the SJTPO region. A summary of the population, employment, VMT, and VHT values generated in the SJTPO region is found in Table 1 below. The VMT and VHT data are summarized by analysis period, for summer, and are presented for comparative purposes.

Table 1 - Regional Travel Summary for the SJTPO Region

	2015	2020	2030	2040
Population	613,367	631,396	665,703	710,254
Employment	280,442	284,483	295,632	315,141
VMT Summer	22,685,521	23,249,530	24,004,388	24,896,907
VHT Summer	1,041,200	1,065,889	1,122,734	1,197,081

7.1 ACTION SCENARIOS

The conformity assessment depicts the results of the action scenario model runs versus the budgets established for each emission level for the analysis years. To develop the action scenarios, the base year highway network, which is the highway system as it existed in the model in the year 2010, is used as the starting point. For each analysis year, the highway network is modified to include the projects to be analyzed, as identified in Appendix 1. For the analysis year, the SJTDM is run with the appropriate future year demographic inputs and the modified, action scenario highway network assumed in place by the analysis year. The corresponding emissions generated are a result of both the future year demographic inputs and the new projects, or actions, added to the base network in the appropriate year(s). The emissions from these action scenarios are then compared to the corresponding analysis year emission budgets.

7.2 BUDGET TESTS

This analysis is based on the 8-hour ozone emissions budgets (for 2009) found adequate by EPA effective as of August 1, 2008.³ Budget tests were performed for VOC and NOx for the SJTPO region. The tests show whether improvement actions, or the action scenarios, keep emissions within budget. Results are determined by subtracting projected emissions from the budgeted amounts. The VOC and NOx budget tests passed for the all 8-hour ozone attainment analysis years, as seen in Tables 2 and 3 below.

Table 2 - VOC Budget Test, SJTPO (tons per day)

	2015	2020	2030	2040
Budget	13.04	13.04	13.04	13.04
Action#	6.6	4.67	3.95	4.05
Budget-Action	6.44	8.37	9.09	8.99
Pass/Fail	PASS	PASS	PASS	PASS

Table 3 - NOx Budget Test, SJTPO (tons per day)

	2015	2020	2030	2040
Budget	29.64	29.64	29.64	29.64
Action#	21.97	13.93	10.35	10.5
Budget-Action	7.67	15.71	19.29	19.14
Pass/Fail	PASS	PASS	PASS	PASS

³Excerpted from USEPA website - <http://www.epa.gov/EPA-AIR/2008/July/Day-17/a16390.htm>

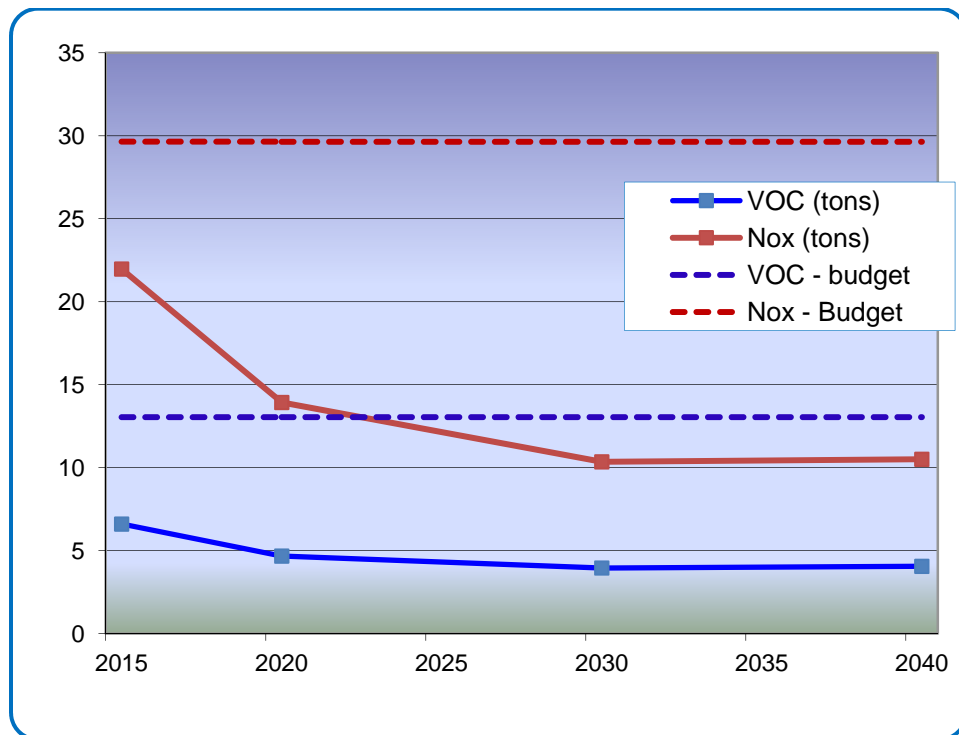
7.3 MEETING THE CONFORMITY CRITERIA

Tables 2 and 3 above, as well as Figure 3 below, demonstrate that the TIP and the Plan conform to the SIPs with respect to the established motor vehicle emissions budgets in the corresponding implementation years. The TIP and the Plan meet all requirements under the 8-hour ozone standard all analysis years tested.

In addition to this demonstration that the estimated regional emissions of VOCs and NOx do not exceed the respective budgets included in the SIPs established by NJDEP, SJTPO's transportation conformity results must also meet all the applicable criteria that are consistent with the requirements for non-attainment areas under the CAAA. Specifically, the transportation conformity determination must be shown:

- To be fiscally constrained (40 CFR 93.108);
- To be based on the latest planning assumptions (40 CFR 93.110);
- To be based on the latest emissions estimation model available (40 CFR 93.111);

Figure 3 - FY 2014 Regional Emissions Analysis



- To include consultation procedures consistent with those described in the *Final Rule* (40 CFR 93.112);
- Not to interfere with the timely implementation of TCMs (40 CFR 93.113); and,
- To be consistent with the motor vehicle emissions budgets in the applicable implementation plans (40 CFR 93.118).

All identified conformity evaluation criteria in the Final Rule, and subsequent responses from SJTPO, are detailed in

, below.

Figure 4 - Evaluation of the Conformity Determination Criteria

<i>SJTPO's Response Corresponding 40 CFR Part 93</i>	<i>Evaluation Criteria</i>	<i>SJTPO's Response</i>
Section(s)		
§93.106(a)	(1) Are the transportation plan horizon years correct?	Yes. 2015 is the attainment date for the 2008 8-hour ozone standards. The years 2020, 2030 and 2040 are the current <i>Plan</i> horizon years, appropriately include the attainment year that is in the time span, and are not more than 10 years apart.
§93.106(a) (2)(i)	Does the plan quantify and document the demographic and employment factors influencing transportation demand	Yes. The <i>2040 Regional Transportation Plan</i> , of which this TIP analysis will be a part, is the current and conforming transportation plan, quantifying and documenting demographic and employment factors influencing transportation demand.
§93.106(a) (2)(ii)	Is the highway and transit system adequately described in terms of regionally significant additions or modifications to the existing transportation network which the transportation plan envisions to be operational in horizon years?	Yes. The regionally significant additions and modifications to the network utilized in this conformity analysis are listed and described. Detailed information regarding each project can be found in the respective <i>TIP</i> and <i>Plan</i> documents.
§93.108	Are the transportation improvement program and the transportation plan fiscally constrained?	Yes. The <i>TIP</i> and the <i>Plan</i> are constrained to reasonably anticipate financial resources.
§93.109(a)	Has the MPO demonstrated that all applicable criteria and procedures for conformity are complied and satisfied?	Yes. As part of the response, this table itemizing criteria and responses is presented.
§93.109(e)	Are all budget tests for VOCs, NOx, and CO satisfied as required by §93.118 and §93.119 for conformity determination?	Yes. As a marginal non-attainment area with existing 8-hour ozone <i>SIP</i> budgets, SJTPO performs budget tests to demonstrate the 8-hour ozone conformity of the <i>TIP</i> and the <i>Plan</i> . SJTPO is not required to perform CO testing at this time.
§93.109(f)	Are the conformity determinations based upon the latest planning assumptions?	Yes.
	(a) Is the conformity determination, with respect to all other applicable criteria in §93.111-§93.119, based upon the most recent planning assumptions in force at the time the conformity determination began?	(a) Yes. This conformity determination utilizes the most recent planning assumptions as of April 9, 2013 , the start date of the travel demand modeling process which in effect signaled the start of the conformity determination process.
§93.110	(b) Are the assumptions derived from the estimates of current and future population,	(b) Yes. This conformity determination utilizes the most recent demographic and employment data adopted by the

Corresponding
40 CFR Part 93

Evaluation Criteria

SJTPO's Response

Section(s)		
	employment, travel, and congestion most recently developed by the MPO or other designated agency? Is the conformity determination based upon the latest assumptions about current and future background concentrations?	SJTPO Policy Board in March 2012 and shown in this conformity determination document. Also, vehicle registration data from 2011 are used. The assumptions are derived from the most recent information available to SJTPO.
§93.110 (cont)	(c) Are any changes in the transit operating policies (including fares and service levels) and assumed transit ridership discussed in the determination?	(c) Yes. Applicable transit operating policies and transit ridership are addressed in conformity.
	(d) The conformity determination must include reasonable assumptions about transit service and increases in transit fares and road and bridge tolls over time.	(d) Transit service and increases in fares, etc are addressed in this conformity demonstration. Also included are planned toll increases on authority facilities.
	(e) The conformity determination must use the latest existing information regarding the effectiveness of the transportation control measures (TCMs) and other implementation plan measures that have already been implemented.	(e) Currently, there are no adopted TCMs in the corresponding SIPs.
	(f) Key assumptions shall be specified and included in the draft documents and supporting materials used for the interagency and public consultation required by §93.105.	(f) Key assumptions are specified and other supporting documents are included in this conformity determination document, which is available to the public and TCICG.
§93.111	Is the conformity determination based upon the latest emissions model?	Yes. The transportation conformity determination for the TIP and the Plan is based on MOVES 2010b, which is the latest emissions model.
§93.112	Did the MPO make the conformity determination according to the consultation procedures of the Final Rule or the state's conformity SIP?	Yes. Interagency Consultation Group (ICG) teleconferences were held on April 2, 2013 with follow-up consultation held via teleconference. An additional ICG teleconference was held June 14, 2013. Interim and subsequent coordination was done via email correspondence to the entire ICG. All comments received have been included in this analysis according to the consultation procedures consistent with the requirements of all applicable regulations including §93.105 (a) and (e) to consider input assumptions and to review findings regarding the transportation conformity. In compliance with 23 CFR 450, a public meeting was also held to receive comments regarding transportation conformity of the TIP and the Plan under all current NAAQS.
§93.113(b)	Are TCMs being implemented in a timely	There are currently no adopted transportation control

Corresponding 40 CFR Part 93	Evaluation Criteria	SJTPO's Response
Section(s)		
§93.113(c)	manner?	measures in the <i>SIPs</i> .
§93.114	Are there a currently conforming transportation plan and a currently conforming TIP at the time of project approval?	Yes. The SJTPO FY 2014-2023 <i>TIP analysis is performed as part of the 2040 Plan Update</i> under the 2008 8-hour ozone NAAQS, and are the currently conforming <i>TIP</i> and the <i>Plan</i> , respectively.
§93.115	Are the projects from a conforming Plan and TIP?	Yes. The Plan Conformity was approved on July 23, 2012, and TIP projects come from the Conforming Plan. So the TIP and the Plan remain consistent.
§93.118	For Areas with SIP Budgets: Is the Transportation Plan, TIP, or Project consistent with the established motor vehicle emissions budget(s) in the applicable SIP?	Yes. The <i>TIP</i> and the <i>Plan</i> result in fewer emissions than the established budgets for all pollutants in each analysis year.
§93.119	For areas without SIP Budgets: Does the Transportation Plan, TIP or Project satisfy the prescribed emissions test?	Not applicable. There are adequate SIP budgets for NOx and VOC, the two criteria pollutants of concern for the SJTPO region.
§93.122(a) (6) §93.122(a) (7)	Are reasonable methods and factors used for the regional emissions analysis consistent with those used to establish the emissions budget in the applicable implementation plan?	Yes. The ambient temperatures and other factors used in the analysis, including the methods for off-network VMT and speed have been reviewed by the ICG, and have been deemed reasonable.
§93.122(b)	Is there a network-based travel model of reasonable methods to estimate traffic speed and delays for the purpose of transportation-related emissions estimates?	Yes. The South Jersey Travel Demand Model is a network-based model used in conjunction with PPSUITE.

8 Comments and Responses

	Comment	Date received	SJTPO Response
1			
2			
3			

Appendices⁴

1. Final Project List
2. Definition of Regional Significance
3. Tables 2, 3 from §93.126 and §93.127 Transportation Conformity Regulations listing Exempt Categories.

Description of Appendices

Appendix 1 to this report lists the actual projects that comprise the future transportation system and emissions modeling that are the basis of the conformity determination process. This appendix includes the entire FY 2014-FY 2023 TIP, as well as all the regionally-significant, non-federally funded projects. Generally, the sponsors for these types of projects are the authorities—i.e., the South Jersey Transportation Authority (SJTA), the New Jersey Turnpike Authority (NJTA), and the Delaware River and Bay Authority (DRBA).

For each project, certain information is provided in Appendix 1. The following tables identify the fields:

Field	Definition
New	Identifies if the project is “New” for this fiscal year. If there is no “X,” the project is an existing project carried over from an earlier year.
DBNUM	DBNUM, or “database number”—Unique identifier assigned by sponsoring agency—(NJDOT or NJ Transit), used to identify each project.
Route	Gives specific route, if applicable.
Project Name	Name of Project
Project Description	More detailed description of project.
Regionally Significant	Refers to whether project is “regionally significant,” “Y” or “N,” as deemed by the SJTPO in consultation with the Interagency Consultation Group.
Exempt	Whether a project is exempt (“Y”), or not, (“N”), as determined by the SJTPO in consultation with the Interagency Group.
Exempt Category	Exemption Category provided if project is “exempt.”
Scenario Year	Scenario/Analysis year project placed in. Generally applies only to non-exempt projects.
Source	Project Sponsor

Appendix 2 gives the definition of “regional significance,” as reconfirmed by the Interagency Group at its April 2, 2013 meeting. Appendix 3 are the tables from the Transportation Conformity Regulations 40 CFR § 93.126 *Exempt Projects*, and §93.127 *Projects exempt from regional emissions analyses*, respectively, from which the Exempt Categories are derived.

This entire report, as well as the associated appendices, can also be accessed on the SJTPO website: www.sjtpo.org, or by contacting David Heller at: (856)-794-1941, or email: dheller@sjtpo.org.

⁴ Due to their volume, the appendices have not been included in the printed document packet. However, anyone interested in reviewing them can contact David Heller, or obtain them via the website, as indicated below.

APPENDIX B

Summary of Significant Public Comments & Responses

**There are no public
comments and/or responses**